

Theory of Time – 2022 (The Conclusion on Universal Transformation System)

Ramkumar K

BE Scholar, Mechanical Engineer, S/o M. Krishnan, Door No. 1/84, Anuppur Po, Salem Dt., Tamil Nadu, India.

ABSTRACT

“Theory of Time” is a research and analysis report on ‘The Universal Transformation System’ to find out reason for changes. I had found some systematic/ logical relational imbalance among the principles of AC Transformer, Ohm’s law, series parallel circuits and law of conservation of energy. I did systematic analysis and research on above said combination principles and The Universal Transformation System’s Relative components are determined and organized systematically for better understanding and found that the reformed results are meeting with the natural principles of all kind of transformation systems/ principles.

I did deeper and wider analysis on electro-magnetic circuits to understand the structure of the transformation system. Law of conservation of energy, AC Transformer’s principles, Newton’s laws and Ohm’s law are base for this theory. By doing relational analysis I could derive Equivalent mechanical transformation principles from Electricity Transformation principles and Mechanical Resistance to Transformation ($R_{Mech.}$) equation has been successfully formulated. Finally Obtained / reformed results are compared with our practical science and found that the derived principles are meeting with the natural principles of system and its transformation processes. Further, explaining about “how the time is running?”; “what are all the relative components of the time?”; Whether is it possible to stop the time running process?...etc*...

Here I have added newly in this theory about secret behind the Black Hole, Gyroscopic Effect = Gravitational Torque, The Black Donut formation & The Donut Formation of Matters, about human beings, Relation between Centripetal and Centrifugal controls and importance of Newton’s Absolute time.

Keywords- Universal Transformation System, time (time storage and live time running process), Energy with Power transformation system, Mechanical Resistance = Electrical Resistance, Newton’s 3rd Law under transformation, number of members inside the system, $\{\infty \ll \langle \text{Past} \langle \text{Present} \rangle \text{Future} \rangle \gg \infty\}$ conditions, endless loop system, system in processing state, Energy with power adding and dividing processes, Electro-Magnetic transformation system, Work Done, Power-Force relation, Life, Reformed Ohm’s law, Newton’s absolute time, Black Hole, Gravity Generator, Space, Light and Electromagnetic spectrum, atomic structure, gyroscope, Angular momentum ($mv.r$), Mirror Rule*, Creativity, about human beings ...etc*

Date of Submission: 10.12.2022

Date of Publication: 25.12.2022

1. INTRODUCTION

‘Theory of Time’ is a systematic Research and Analysis report on relational principles of Electromagnetism, Mechanical, Atomic, Universal Transformation System. I was found systematic imbalance between Ohm’s law and Series, Parallel circuits with respect to systematic approach.

Resistance is constant in Ohm’s law; Voltage is constant in series circuits and ampere is constant in parallel circuits; then, how can we use ohms law for series, parallel circuits. here, the relational properties are not linked systematically and logics are not fully evolved with respect to Change / Transformation System and Time Relation. Here I used systematic approach to relate each other and equivalent ‘Series - Parallel’ Principles derived from AC Transformer’s principles without consideration of any constant and used for analyzing all forms of Series, Parallel circuits like Electricity, Magnet, Capacitor, Mechanical Systems, Water energy cycle, Atoms, vertical mountains etc... with time linkage. Here Ohm’s law is not used for analyzing Series, Parallel electricity circuits under Transformation System (There are two types of Transformations only, one is **Adding Process** and another one is **Dividing Process** and Ohm’s law is used/ linked / merged with each and every individual’s transformation properties inside The Universal (whole) Transformation System.

I combined both Electric and Mechanical change principles (Transformation) for doing deep analysis on All type of Energy with Power transformation Processes with time linkage; finally, time relation with everything are derived carefully and proved. Please do reverse analysis/ engineering for better understanding. This is single theory and named “Theory of Time”. Nothing can be done without time and confirmed that the Energy with Power transformation is required to do anything. Our interpretation with respect to “Theory of Nature*” must have least or zero deviation to understand the System of Nature. Here, I tried up to my knowledge to get actual results of all kind of transformation Systems by using Practical and Theoretical analysis and also I have introduced systematic logics to do examine everything and to take prompt decision on system with 100% conformation. This is Universal Theory and applicable for everything without any controversy / or paradox.

I took ~ 22 years to complete this thesis. Relational properties between all kinds of transformation systems (change systems) have been evolved and organized systematically to make 100% clarification on system of transformation for taking prompt decision. Since, this theory is dealing the existing Theory of Science in different angle and giving more clarification on System = Transformation system on everything. Newton's Laws, Ohm's law, Law of conservation of energy, Series, Parallel circuits and AC Transformer's principles are base for this theory. Also, this theory is giving more clarification on systematic linkage between everything without any controversy. Thanks to Honorable Sir Isaac Newton and Mr. Georg Simon Ohm. I tried deepest analysis with sufficient proofs for easy / clear understanding on everything. I know this theory is going to affect current science seriously and we need to ensure truthfulness on everything for our future / correct decisions. This is revised theory form © 2014; here I did additional research and analysis on gyroscopic effects, Black hole, Black Donut, Gravitational Torque, Controls (both centripetal and centrifugal), Universal Transformations System's intension and on Fate.

2. ANALYSIS ON MECHANISM OF ELECTRICITY

Ohm's law and Natural Properties of Series, Parallel circuits are compared as explained below.

According to Ohms law: "Ohm's law states that the current through a conductor between two points is directly proportional to the potential difference across the two points. Introducing the constant of proportionality, the resistance" – from Wikipedia [1]; $V \propto I$; $V = IR$.

Ohm's law Vs Series, Parallel combinations of Resistors, Battery cells: (Source and Load both are considered)

In Series Combination : $V_S = V_1 + V_2 + \dots$; $R_S = R_1 + R_2 + \dots$; $I_S = \text{Constant}$ (same through the all the elements); Therefore, 'V' and 'R' are Variables; $V = IR$;

In Parallel Combination : $V_P = \text{Constant}$ (same through the all the elements); $R_P = 1/R_1 + 1/R_2 + \dots$; $I_P = I_1 + I_2 + \dots$; Therefore, 'I' and 'R' are Variables; $V = IR$;

V = Voltage; R = Resistance; I = Current

In series combination 'I= Ampere' is constant and in Parallel combination 'V= Voltage' is Constant [2]; normally these variations have come due to natural properties of series and parallel combinations; so that, we could accept these variations as differences in characteristic properties between series and parallel circuits. But, in Ohm's law "R" is constant; then, how can we use Ohms law for analyzing series and parallel circuit combinations?... We cannot use Ohm's law for analyzing Series and parallel combinations. Therefore, I have considered these above said variations as controversy between Ohms law and series, parallel circuits or combinations. And this was taken for analysis to find out logics between them. (This was my starting point. I did several practical experiments, calculations with some consideration based on analysis between Law of Conservation of Energy and AC Transformer's Principles or Natural Properties; from that, I found existence of some imbalance between series and parallel circuits in existing theories with respect to Natural properties of series and parallel circuits; these were highlighted and balanced systematically. Finally, the Relationship and differences between series and parallel combinations were interpreted in right direction by using Law of Conservation of Energy + Natural Properties of AC Transformer.).

2.1 Series and Parallel combination circuits under Law of Conservation of Energy with Principles or Natural Properties of AC Transformer:

I used "Law of conservation of Energy" + "Principles of AC Transformer" for analyzing the Natural relational characteristic properties between Series and Parallel combinations of Electricity under transformation. Here I tried by best to prove Natural Properties of both Series Parallel circuits and AC Transformer's circuits are similar and also explaining how Electricity is Transforming. This analysis is key for identifying fundamental natural phenomena of Electricity.

Law of conservation of energy states that, the total amount of energy in an isolated system remains constant over time. The total energy is said to be *conserved* over time. For an isolated system, this law means that energy can change its location within the system, and that it can change form within the system, for instance chemical energy can become kinetic energy, but that energy can be neither created nor destroyed. –from Wikipedia [3]

Considered Series combination of source with load (Battery Cells and Resistors) is transforming into Parallel combination of source with Load. This Transformation process takes 't' seconds for conversion from series to parallel. Then, Based on Law of conservation of Energy, I considered series sources as one type of energy and parallel sources as another type of energy within electricity. Conversion process or Transformation process introduced in between them for considering transformation process from one form into another form, i.e., time taken for conversion or transformation from series to parallel and parallel to series is considered as time running transformation process. For that I have designed the circuit in such a way as balanced conversable or transformable condition between them as able to use "one instead of another" with respect to total energy and total power. That is, the combination of sources with combination of loads (closed circuit) are arranged systematically for making balance between them under Transformation condition; Both sources and loads combined combinations are used for analysis; without load, (closed circuit) we cannot do anything, even a measurement. Therefore Energy (source) with Power (load) in conversable condition is considered as electricity system for analysis. Because, the Life time of energy = $t = VI / VI = \text{Energy} / \text{Power}$. This was arrived based on the following comparison statement between the principles/ Natural Properties of series, parallel combinations and AC Transformer's principles.

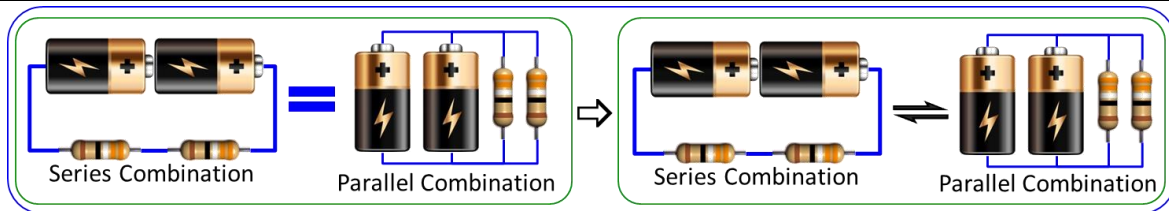
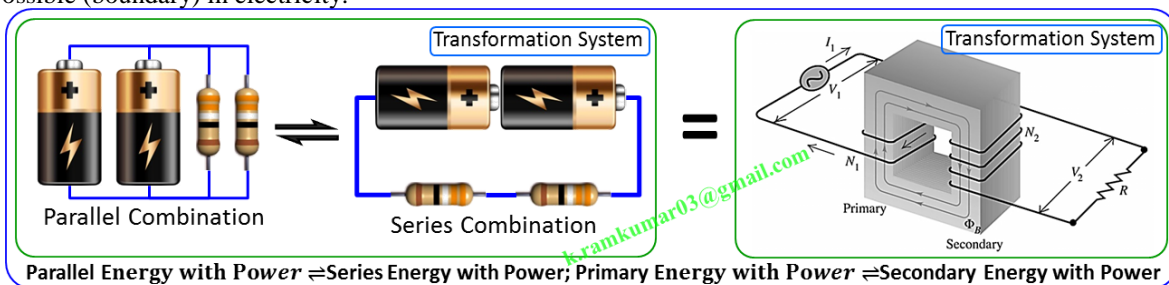


Fig. 2.1a Transformation of Energy with power in balanced condition as per Conservation of energy with Power
 In the above diagram the unique properties of Total Energy and Total Power are equal; hence, conversion from one form into another form is possible based on Law of conservation of energy. For that I arranged the circuits in balanced condition as which can transform each other as per the above diagram to meet the consideration requirements on conversion process. Using an open circuit we cannot do anything; therefore, both energy and power (source with load combination) are considered within the system for analyzing electricity under transformation. We can put one instead of another with respect to Total Energy and Total power point of view. Therefore, I considered Series combination as one type of Energy with Power and Parallel combination as another type of energy with power within electricity. Generally, any electricity circuit could be a series combination or a parallel combination or combination of series with parallel. i.e., two different combinations are only available / Possible (boundary) in electricity.



Parallel Energy with Power \rightleftharpoons Series Energy with Power; Primary Energy with Power \rightleftharpoons Secondary Energy with Power

Fig. 2.1b “Parallel Energy with Power (loop) \rightleftharpoons Series Energy with Power” \sim “AC Transformer’s Primary Energy with Power \rightleftharpoons AC Transformer’s Secondary Energy with Power”

We can equalize both Natural Properties of Series, parallel conversion or Transformation and AC Transformer’s conversion based on the above consideration on Electricity transformation system. The comparison statement between series, parallel and AC Transformer is given below for further analysis.

Sl. no	Description	Natural Properties of Series and Parallel combinations		Step up AC Transformer’s Natural Properties		Remarks
		Series	Parallel	Secondary	Primary	
1	Voltage	high	low	high	low	Characteristic properties
2	Ampere	low	high	low	high	
3	Resistance	high	low	high	low	
4	Energy	Same	Same	Same	Same	Unique Properties
5	Power	Same	Same	Same	Same	

Table 2.1a Similarities between series, parallel circuit’s principles and AC Transformer’s principles

In the above table, the Total Energy and Total Power are same between the combinations under transformation. The balanced condition was made by equaling “the system’s unique properties (Total Energy and Total Power) between series and parallel combinations”; at the same time; “we could identify the differences in system’s characteristic properties (V, I and R) between series and parallel combinations” under the condition of Transformation (conversion) from one to another and meeting with the Principles/ Natural Properties of AC Transformer. Unique properties are considered based on “the energy can be neither created nor destroyed” and characteristic properties are considered based on “it can change from within the system”. Therefore, these differences are mentioned under the unique properties as shown in below.

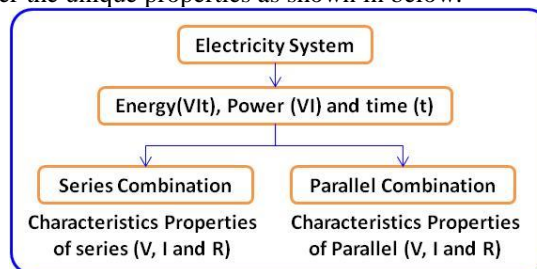


Fig. 2.1c Classification of electricity characteristic properties

Note: Here I shown two different combinations. Any electricity circuit could be a series combination or a parallel combination or combination of series and parallel. Therefore; in electricity, there are two different circuits only possible. In the above diagram both the combinations are in equal condition with respect to Total Energy and Total Power; therefore, we can use one instead of another; but, the above said series and parallel combinations do not have equal characteristic properties (V,I and R). The following table is ensuring, there is no variations on series and parallel resistors between as I considered and from the existing science/ theories.

Sl. No.	Description	from current Science	As per the above diagram Fig 2.1a and b	Remarks
1	Series Combination of Resistor	$V = V_1+V_2+...$ $I = \text{Constant}$ $R = R_1+R_2+...$	$V = V_1+V_2+...$ $I = \text{Constant}$ $R = R_1+R_2+...$	No differences
2	Parallel Combination of Resistor	$I = I_1+I_2+...$ $V = \text{Constant}$ $1/R = 1/R_1+1/R_2+...$	$I = I_1+I_2+...$ $V = \text{Constant}$ $1/R = 1/R_1+1/R_2+...$	No differences

Table 2.1b Series and parallel combinations of resistors - Comparison from existing theories (Natural)

And the following table is showing the similarities and differences between series and parallel circuits based on the above said Energy with power transformation consideration.

Sl. No.	Description	Series Combination	Parallel Combination	= or ≠ between them	Remarks
1	Energy	VIt	VIt	=	System's Unique Properties
2	Power	VI	VI	=	
3	Time (t)	t	t	=	
4	Load Voltage	$V = V_1+V_2$	$V = \text{Constant}$	≠	Load - Elementary or Characteristic Properties
5	Load Current	$I = \text{Constant}$	$I = I_1+I_2$	≠	
6	Load Resistance	$R = R_1+R_2$	$1/R = 1/R_1+1/R_2$	≠	
7	Source Voltage	$V = V_1+V_2$	$V = \text{Constant}$	≠	Source- Elementary or Characteristic Properties
8	Source Current	$I = \text{Constant}$	$I = I_1+I_2$	≠	
9	Source Resistance	$R = R_1+R_2$	$1/R = 1/R_1+1/R_2$	≠	

Table 2.1c similarities and differences between series and parallel circuit in balanced condition (as per the above consideration)

In the above table, Total Energy and Total power is same between the above said two combinations and taken as system's unique properties under transformation. All others (V, I and R) are not equal between the two combinations; hence, these are all taken as system's characteristics properties under conversion or transformation process.

Note: Unique properties (Energy and Power are special and Primary Requirements, therefore taken as unique) are equaled between them to get balanced condition, due to this action all other characteristics properties get changed (reacted) proportionally between them. – The characteristics properties will be analyzed further with various factors...

The following is analysis on unbalanced condition or unfulfilled condition for transformation process and found which is not suitable for conversion or transformation process to identify transformation principles within the system boundary.

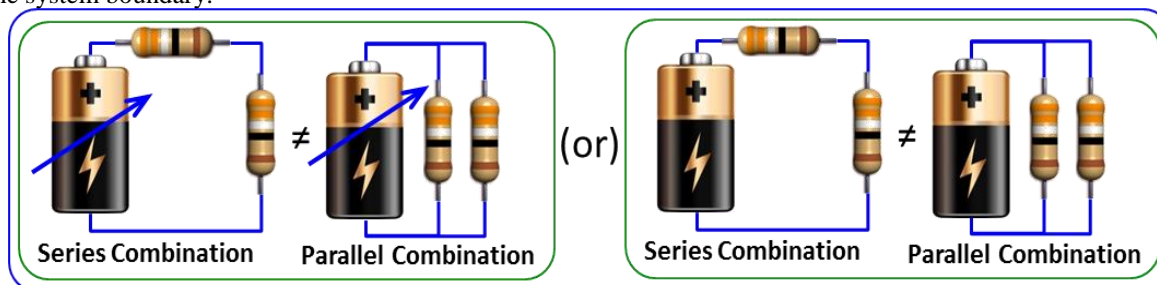


Fig. 2.1d Similarity and difference between series and parallel in unbalanced condition

Here, the source has not any combination like load; through this we could analysis the load characteristic properties. Normally, the voltage is increasing while connecting the sources in series; and the current is increasing while connecting the sources in parallel like load combination. We must consider source combination with load combination for analyzing electricity transformation system. Here, Power is not equal between the combinations. So that, the above said unbalanced system is not suitable for analyzing the combination properties of source with load under transformation process in systematic way. The following is comparison between the above said two unbalanced combinations and found there is no possibility for analyzing the source with load combined transformation process in systematic way.

Sl. No	Description	Series Combination	Parallel Combination	= or \neq between them	Remarks
1	Energy	VIt	VIt	=	Unique or system Properties
2	Power	VI	VI	\neq	
3	Time (t)	t	t	\neq	
4	Load Voltage	$V = V_1 + V_2$	$V = \text{Constant}$	=	Elementary or Characteristic Properties
5	Load Current	$I = \text{Constant}$	$I = I_1 + I_2$	\neq	
6	Load Resistance	$R = R_1 + R_2$	$1/R = 1/R_1 + 1/R_2$	\neq	
7	Source Voltage	$V = V$	$V = V$	=	Elementary or Characteristic Properties
8	Source Current	$I = I$	$I = I$	=	
9	Source Resistance	$R = R$	$R = R$	=	

Table 2.1d Similarities, differences between series and parallel circuit in unbalanced condition

In the above said table, total energy is same between series and parallel; and normally the characteristic properties (V, I & R) between them shall/ should have differences (inverse-proportionality) as per General principles of series and parallel circuits. Therefore we cannot use unbalanced condition for analyzing series and parallel combinations under transformation.

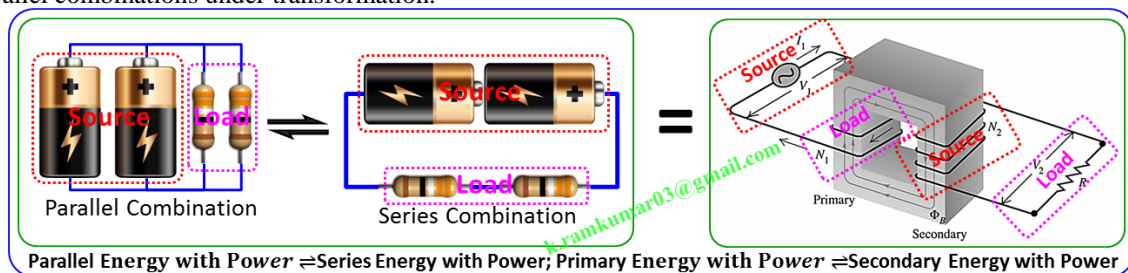


Fig. 2.1e Balanced transformable condition between Series and Parallel circuits as per Law of conservation of Energy with AC Transformer's principles (Power transformer)

The unique properties of (Table 2.1c) both Total Energy (VIt) and Total Power (VI) are same and the characteristic properties (V, I and R) are different between series and parallel circuits. Therefore, the above said construction is meeting with the natural properties / general principles of series and parallel combinations under transformation. Similarly in AC Transformer, the total energy and total power are same between the primary and secondary circuits. The difference between series, parallel of battery with resistor and AC Transformer is "longer time storage (energy) is available in battery and shorter time storage is available in AC transformer's source". i.e., Energy in source is $>$ to the Energy in Load at a time in both the cases. $V_{\text{open}} > V_{\text{closed}}$ – Refer 2.3 AC Transformer under Law of Conservation of Energy for more clarification...

Therefore, we can use this combined consideration (taken from principles of AC transformer and Series parallel circuit under transformation (modified based on Law of conservation of Energy)) for analyzing series and parallel combination of sources with loads under transformation. As per Law of conservation of energy, 1) If we consider both the combination are in different form, then these can be conversable / transformable from one form into another form and vice versa under Energy with power transformation condition as I said in the above diagram/ derived; then, "The Total energy and Total Power is constant within the transformation system forever and the time is running because of transformation process". – This consideration is analyzed further by using various factors to conform that, the time running process is fully depending on "Energy with Power" transformation process. 2) If we consider "Series circuit has one number of loop; then, the parallel have two or more than two number of loops" with respect to energy with power consideration (Closed circuit(s)). i.e., in the above diagram, series combination is showing single loop structure, and the parallel combination is showing two or more than two loops. – This consideration is also analyzed further by using various factors. Finally these will be interpreted systematically and interlinked. These considerations were made based on the circuit structure, Law of Conservation of Energy and AC Transformer's principles. I tried to combine all-Natural Properties under one for reducing variations /controversies and for getting clear understanding on Processes between them.

The above consideration is possible for combined Source (Energy) with load (Power) combination. For an example, Consider a type of combination of resistors connected with constant power supply and do adding or removing the resistors one by one. Through this, we could derive load properties. But, the source with load combined properties must be analyzed for deriving System's transformation natural properties or principles. Because, the characteristic properties between series and parallel sources are also inversely proportional under transformation condition like resistor's combination properties. The common (similar) things between series and parallel combinations (forms) shall/ should have equal value to do transformation process as I said in the above diagram based on law of conservation of energy + principles of AC Transformer. Systematic interpretation is used for analyzing the system of electricity under transformation condition.

These above said (1 and 2) combined concept is used for deriving Electricity system's properties under Energy with power transformation condition; that is, analysis on conversion between voltage source (series) with power and current source (parallel) with power to determine energy with power Transformation principles or form Transformation principles within the electricity under Law of conservation of Energy with Power.

System: System means "Input \Rightarrow process (transformation) \Rightarrow Output under transformation to drive the time"

To satisfy the above condition such a modification is done between series and parallel circuits as shown in the following diagram (Fig 2.1f); which is not affecting the general or natural principles/ properties of series & parallel combination circuits. Here, the source energy with load power both-mingled system with transformation process is used for analyzing the electricity transformation process. i.e., I have arranged the circuits in systematic balanced manner between series and parallel combinations for doing comparative study. Both the systems (forms) are balanced within the boundary by introducing both source and load combinations under transformation; and found this is only one way to making balance between series and parallel systems for transformation condition. – This is ensured during reverse engineering / analysis.

How can we equalize the two imbalanced systems to differentiate their relational characteristics properties with respect to natural / general principles of series and parallel circuit combinations?; here, I have made balanced condition between series and parallel circuits by equaling Total Energy and Total Power under transformation process for analyzing relational characteristics properties between the two different systems / forms.

The following is conversion between one form into another form and vice versa within the transformation system. Here, Total Energy and Total Power are same in both the forms (combinations) with respect to energy with power transformation. (i.e., source Energy and load power both are considered for analyzing electricity; so that, the circuit must be in closed condition, this is an essential condition to determine conversion principles/ natural properties within the electricity. This condition was made based on -"if we want to measure the voltage, we have to close the circuit"; we cannot do anything by using any open circuits; other wards, we have to close the circuit to run the time for processing; i.e., life time = $t=VIt/VI$)

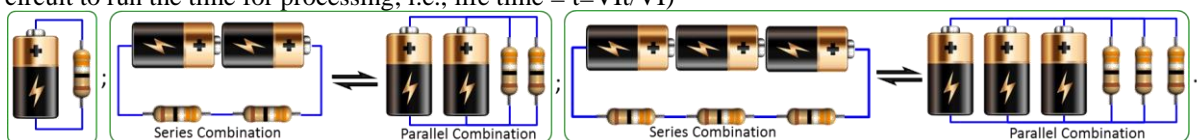


Fig. 2.1f Transformation or conversion of Energy with power from one form into another form in balanced Condition

I have added both source and load in every stage to maintain constant current (I) through each and every element to make balance between series and parallel combinations; therefore, the above said circuit is balanced with both Energy and power under energy with power conversion condition (\Rightarrow). The following is Comparative study between series and parallel combination of sources with loads to draw a graphical representation of Transformation Process for better understanding and for analysis. This study and its observations are base for further construction based on Law of conservation of Energy + AC Transformer's Principles.

Sl. No	Description	Series Combination	Parallel Combination	Remarks (understandings and considerations)
1	Number of Closed Loops	Single Loop	2 or more than 2 loops	Consider single loop as single member and multiple loops as multiple members.
2	Voltage (V)	Increasing	Constant	Voltage is increasing by adding parallel loops.
3	Current (I)	Constant	Increasing	Current is increasing by dividing a series loop. ~Without voltage the ampere is value less.
4	Resistance (R)	Increasing	Decreasing	Resistance is increasing for resisting the dividing process speed (life time = $t \propto R$)
5	Method of terminal connection	+- or -+	++ and --	Series: Attraction process Parallel: Repel Process

Table 2.1e Natural characteristic Difference between series and parallel circuits -1st review

The following is simple structure developed based on above table for better understanding. That is, the series is indicating added structure and parallel is indicating divided structure.

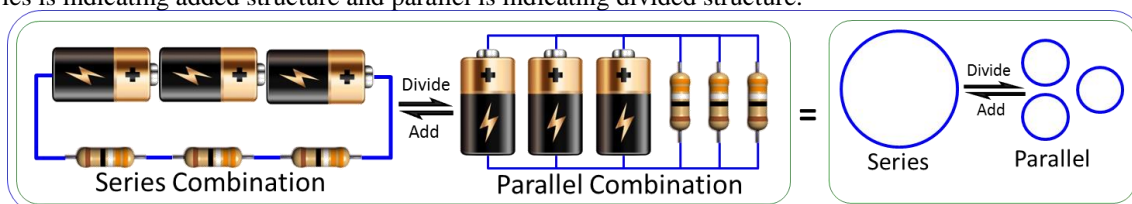
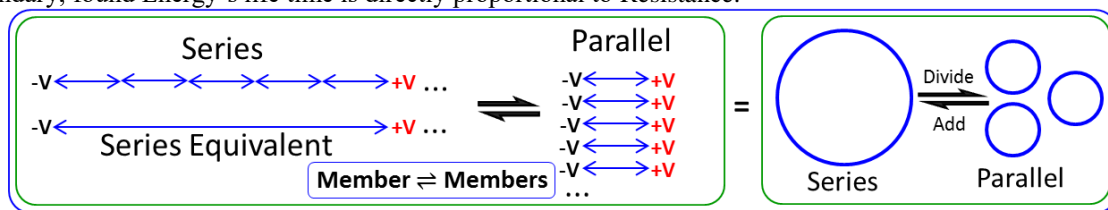


Fig 2.1g Simple Energy with power transformation structure is developed based on above Diagram and Table

In parallel, there are two or more than two number of loops (considered as members) available. But in series, there is only one loop (member) available; therefore, we could consider the ampere as number of loops or number of members. If we consider parallel has many members; then, we cannot consider any equivalent value for ampere due to 1. The ampere is directly proportional to number of parallel loops (number of members or controls) ($I = I_1+I_2+\dots$) and 2. Voltage is constant in parallel combination (repel process). But in series, we can/ could consider equivalent value ($V = V_1+V_2+\dots$) as shown in the above diagram due to constant current with single loop structure (single control = attraction process).

An Example: Consider a power supply having highest ampere ~without voltage or with least voltage; then, there is ~no energy; its mean, there is no Voltage. Hence, we can consider voltage as energy with power loop, and ampere as number of loops or number of members; then, resistance means resist to divide a big loop into so many small loops under conversion; because, the resistance is directly proportional to Voltage - based on conversion or transformation process and difference (characteristic properties) between series and parallel under transformation. – interpreted based on the above said diagram and table. And this is explained as shown in the following diagram. It is a simple design and explaining number of members consideration within the transformation system’s boundary; found Energy’s life time is directly proportional to Resistance.



$$V = V_1+V_2+V_3+\dots \Leftrightarrow I = I_1+ I_2+I_3+\dots$$

$$1\text{Amps} \Leftrightarrow 3\text{Amps}$$

Fig. 2.1h Consideration in Graphical Representation (single control ⇌ multiple control)

Ampere (I) can be considered as number of Loops or number of Members available inside the system; we could understand that the unique properties are same between them and characteristics properties (V, I and R) are different between them. The similarity and differences are balanced properly in the above diagram. Based on the above consideration, further analysis are done on Energy with power adding and dividing process (under conversion), AC Transformer, Capacitor and magnet ... etc. to make clear conformation on consideration.

If we consider, the electricity within the system is in under conversion process or energy with power transformation process as I said in above; then, the “voltage (V) and ampere (I) both are inversely proportional” during the conversion from one form into another form. i.e., if we consider, the series is transforming into parallel as per the above diagram; then the voltage must be reduced and current must be increased proportionally to meet the requirements. Therefore, $V \propto \frac{1}{I}$ for conversion process or transformation process with in the system.

Why these considerations?: I tried to explore and combine similar natural properties among systems/ sub systems for better clarification and for understanding about the mechanism. I saw similar natural properties between series, parallel and AC transformers for exploring. This is analysis on energy with power (Loop) transformation process from one form into another form to know the reason for changes. Therefore, I have classified a common one into two different forms; the common one is considered as system’s unique property and the two different forms are considered as limits (to determine range) under conversion within the system. This will help us to know the reason for changes and how it is happening. I do not finalize the decision on conversion process based on above said consideration; further deep analysis is also done on system of energy with power transformation by using various factors to take prompt decision. These are all analysis on mechanism of electricity; so, I did deepest Analysis with forward and reverse analysis /engineering on electricity transformation. Interpretation is very important for better understanding. I brought all the differences under the unique properties and classified into two categories under the common one.

Mechanical and Electrical Energy Transformation Comparison: The above said consideration is compared with the following mechanical equivalent (PE→KE). Analysis between mechanical energy conversion and electrical energy conversion within the system is compared for better understanding as explained below.

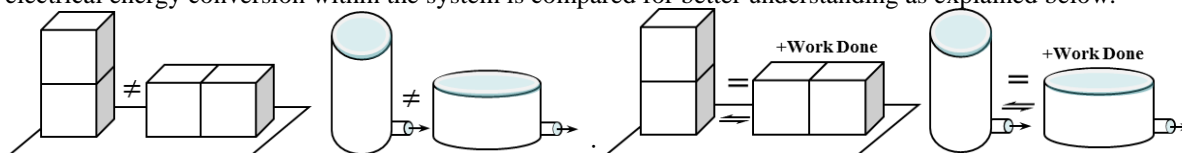


Fig. 2.1i Potential Energy conversion process (Potential Energy → Kinetic Energy)

Mass of series = Mass of Parallel; Force of Series = Force of Parallel

Here, PE is transforming into KE through nozzle; therefore, $mgh = \frac{1}{2}mv^2$; $PE_{(parallel)} = KE_{(parallel)}$

In the above mechanical system, the energy is depending upon the head (h) of water. So that the PE or KE not equal between the above said two mechanical combinations without work done. We have to include work

done on divided structure to make balance under transformation as shown in the above diagram. PE and KE both are relative components when we talk about the transformation process. If the transformation is not takes place within the system; then, there is no work done and running of time. i.e., life time (t) =E/P in seconds, P = ∂E/∂t.; transformation process is happening through power.

In electricity (Source with Load), Energy (parallel) = Energy (series) and Power (parallel) = Power (series); i.e., energy and power both are not varying based on combinations said above. Therefore, we could bring this under balanced transformable condition within electricity under “Law of conservation of Energy for constant energy + Principles of AC Transformer for constant Power condition”. The electricity combinations are balanced systematically and I brought this under conversion process; if we introduce conversion process between these balanced combinations; then, “The Energy and Power both are constant forever within the system” and the characteristics properties (V, I and R) of transformation system are varying proportionally between the limits (forms) (directly proportional and inversely proportional between them) and these are all showing differences or variances within the Transformation system to run the time (processing) . i.e., Source has Energy (i.e., energy has time storage, example PE = mgh or E= Vit) and load has Power (i.e., power has running time or Live time running process, example KE/t = mv² or P=VI). Since, both PE and KE are relative system’s limits under Transformation.

Therefore, the Power is constant forever within the system as per Conservation of Power under conversion process (power transformation process). If no power means no consumption of Energy (life of the energy is not consumed and indicating no running of time) and indicating no transformation. VI= C under transformation through Power. Since, both Energy and Power shall be/ should be available in the system to Run the Time wheel. i.e., power is indication of live time running process. Note: The time period (t=VIt/VI) between series and parallel systems (forms) (Energy with Power) should have same for introducing conversion process (⊙⇌∞) between

Constant Energy & constant Power configuration					
Parallel	1	2	3	4	remarks
V	1.5	1.5	1.5	1.5	Constant
R	2	1	0.666667	0.5	
I	0.75	1.5	2.25	3	1/α
VI	1.125	2.25	3.375	4.5	
Series	1	2	3	4	remarks
V	1.5	3	4.5	6	
R	2	4	6	8	α
I	0.75	0.75	0.75	0.75	Constant
VI	1.125	2.25	3.375	4.5	

them (forms) to consider live time = conversion process (⇌) like AC Transformer. (live time running process = ⇌) Then only we can/could analysis the system of transformation. i.e., life time = t = VIt/VI

The following table is a model calculation based on the above conditions (VI=C) under energy with Power conversion process; compare the results within the conversion and each stage. The results are same like which is available in existing theories; but, this gives some extra clarification about balancing in proportionality as explained below.

Table 2.1e VI of Series ⇌ VI of Parallel

2.1.1 Source with Load Characteristic properties under Transformation:

Batteries/ cells are used as Sources (time storages), Resistors are used as loads (live time running) in Series and in parallel combination. Combined source with load combination is used as closed circuit (loop) for analysis within the system based on the above consideration and natural properties under transformation. The transformation properties are derived as explained below.

2.1.1(a) Series Combination of Batteries/ cells with Resistors (source with load combined):

- Resistance (Ω) = R_S = R₁ + R₂ + R₃ + ... R_n
- Voltage (Volt) = V_S = V₁ + V₂ + V₃ + ... V_n
- Current (Ampere) = I = Constant (same through the all the Elements)
- “The Resistance is directly proportional to Voltage”
- Conclusion : V∝R (1)
- I = Constant (same through the all the elements); V = IR

The Voltage and equivalent resistor values are increasing or decreasing.

Condition & Clarification: The Current (Ampere) should be same through (all the elements) each and every resistor under adding or removing condition; for that, we have to increase or decrease the source voltage with respect to increase or decrease in resistance value. Balancing between Series and Parallel is very important to do comparative study on two different forms under Energy with power transformation process. i.e., here, source voltage is equal to Load Voltage; but in parallel, the source current is not equal to load current. i.e., in parallel circuits, additional amperes are available normally in source for each and every addition of the resistor. Therefore, we cannot use constant voltage source for Series loads under load adding or removing condition with respect to Transformation process. This is essential condition to meet with conversion process’s characteristics properties with respect to parallel combination. Balancing between series and parallel are done as conversion process based on law of Conservation of energy and conservation of Power. (If we give more voltage with respect to increase in resistance value; then, this is not affecting the series characteristic properties. And this is maintaining constant current even if we add/ remove resistors continually) (V∝R). We cannot do any comparative studies on energy with power transformation process within the electricity If any imbalance between series and parallel combinations with respect to unique properties (AC transformer’s principles).

As per the above said series and parallel combinations of batteries/ cells, we can increase the voltage by doing series combination and we can increase the ampere by doing parallel combination. We must bring the system's unique properties (total energy and total power) under within boundary to do conversion process from one form into another form, than $(V \frac{1}{\alpha} I)$ under conversion or transformation within the system boundary. We cannot/ could not do any comparative study on transformation system without this consideration.

2.1.1(b) Parallel Combination of batteries/ cells with resistors (source with load combined):

Resistance = $1/R_p = 1/R_1 + 1/R_2 + 1/R_3 + \dots 1/R_n$

Current = $I_p = I_1 + I_2 + I_3 + \dots I_n$

Voltage = $V_p = \text{Constant}$

“Current is inversely proportional to Resistance”

Conclusion : $I \propto 1/R \dots\dots\dots (2)$

$V = \text{Constant}; V = IR$

The current is increasing and reducing the equivalent resistance value or the current is reducing and increasing the equivalent resistance value.

No Condition and Clarification*: Use same value of resistors here to make balance with respect to series combination conditions and for better understanding. Additional current (ampere) is normally exists for extra addition of loads in battery. This is the reason for modifying series combination in such a way $(V \propto R)$ as I said in above; i.e., without adding source we could get the result of VI in parallel combination, but in series we have to add the sources to increase the voltage to get the same result of VI under conversion process or Power transformation process. Then only the system between series and parallel are get balanced under conversion process. This is very important consideration in the point of system balancing. **Refer 2.3 AC Transformer under law of conservation of energy** for more clarification.

2.1.2 Series combined Parallel Combination circuits (First review):

Add the above said both the relative equations and we get the following. Adding of two relative proportional equations is giving a constant of proportionality.

$(1) + (2) \Rightarrow (V \propto R) + (I \frac{1}{\alpha} R) = (\frac{V}{I}) \propto R \dots\dots\dots (0)$

$(\frac{V}{I}) \propto R = (\frac{V}{IR}) = \text{constant} = r = 1$; therefore, $\frac{V}{I} = R$ (This is not Ohm's Law; for Ohm's Law refer: 2.8.1)

Fundamental principles of transformation in physical quantities as a proof:

An example: In following, two and three-dimensional physical quantities under transformation is shown: here “the characteristic or elementary properties are proportional (directly or inversely) to the unique shape/ form (effect) properties under transformation” in between the relative forms.

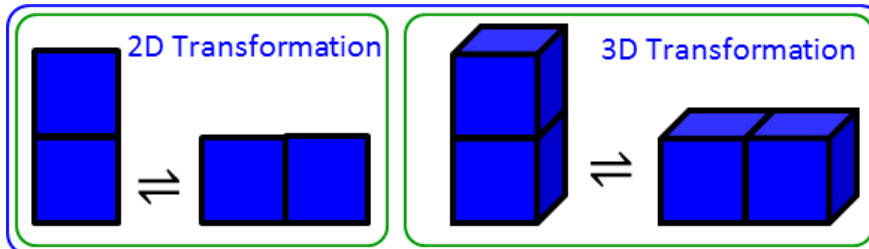


Fig. 2.1.2a Two and three dimensional physical quantities under transformation system

Unique properties: area1 = area2; Volume1 = Volume2

Area = LW under transformation					Volume = AH under transformation				
Properties	Description	Form1	Form2	unit	Properties	Description	Form1	Form2	unit
Unique shape	Area (A)	7	7	m^2	Unique shape	Volume	12	12	m^3
Characteristic properties	Length (L)	3	2	m	Characteristic properties	Area (A)	4	8	m^2
	Width (W)	2.333	3.5	m		Height (H)	3	1.5	m
Area is directly proportional to Length					Volume is directly proportional to Area				
Area is directly proportional to Width					Volume is directly proportional to Height				
Length is inversely proportional to Width					Height is inversely proportional to Area				

Table 2.1.2a Physical quantities under transformation within the system boundary

Adding of two relative proportional equations is giving a constant of proportionality. Based on this, we can add the above said both the proportional equation of (1) and (2). The above said equations are $(V \propto R) + (I \frac{1}{\alpha} R) = (\frac{V}{I}) \propto R$ and the unique properties of Total power, Total energy are same between them. This is equivalent to AC Transformer's principles; $\frac{V_S}{V_P} = \frac{N_S}{N_P} = \frac{I_P}{I_S}$ -Ideal power equation; Power of incoming = Power of outgoing.

In AC transformer “Voltage ratio and winding turns ratio both being inversely proportional to the corresponding current ratio” -from Wikipedia [4]. i.e., $V \propto \frac{1}{I}$;

Therefore, $VI=C$ in both the forms. Ampere cannot be / could not be directly proportional to Voltage under transformation and explaining about total system properties under transformation process. This theory is for knowing the reason for changes; General principles of series and parallel circuits, AC transformer’s principles and law of conservation of energy are base for this theory. We cannot go head to know the theory for changes without total energy with power transformation principles. The ampere is inversely proportional to voltage and no constant is exist in characteristic properties under transformation process. This is explaining about total system’s (unique) transformation process. (Ohm’s law is having influence/ link with each and every member’s life (explaining about each and every member’s (individuals) transformation process throughout the entire life of the system, which is explained in 2.8.1 under transformation principles. i.e., each & every member’s voltage and ampere are reducing gradually during energy with power dividing process with respect to running of time.)

Total System’s Unique (Total Energy and Total Power) (these are primary natural Phenomena, so called as Unique) ($V \propto \frac{1}{I}$) and each individual ($I \propto V$) properties are organized systematically under transformation. Please do reverse analysis to understand this concept (time involved). Here, I have taken series combination as one form of energy with power and parallel combination as another form of energy with power within the transformation system. It is mean that, if we consider the one form of energy with power is transforming into another form of energy with power over a period of time within the system; then, “There is no constant exists in electricity characteristic properties under Energy with power Transformation process”.

$R =$ never constant* under conversion process within the electricity system.

$\frac{V}{I} = rR$; $r =$ Constant = 1; therefore, $V = IR$ in Volt

Life time = $t =$ time storage = $\frac{VI t}{VI}$ under Energy with Power conversion(3)

* \Rightarrow This will be discussed later for more clarification (this will be linked with time; energy with power is indicating closed circuit; indicating time running transformation process from one form into another form and vice versa forever. **Ref: Fig 2.8.2b**)

Logic: There is no constant exists in system under energy with power conversion or transformation processes.

2.1.3 Time (First review):

Life time= $t =$ Time storage/ live time = Total energy of system ($VI t$)/ Total Power of system (VI).

Condition for Running of time: $VI t$ and VI both must be available in system to run the time (processing).

Live time running process = \Leftrightarrow = is indicating conversion process under transformation from one form into another & vice versa. Energy consist time storage and power consist live time running process.

Life Time (t) = $VI t / VI$; if we consider these two forms (above said two Forms) under conversion process (\Leftrightarrow); then ‘live time running process’ is ever running Process (Past, Present and Future) under conversion.

Condition & Clarification: The circuit must/ should be in closed condition to run the time (processing to do anything). In Open circuit, we must consider proper resistance value in between the open circuit based on loss due to time. i.e., A form of energy with power cannot / could not be remain constant without transformation even in open circuit (Open circuit: meaning defined in current theories) due to running of time.

Example a Battery: If we keep a charged battery in open circuit for a while, the battery (must be) could discharge certain energy to surrounding as power [5]; this also an energy transformation process. The energy transformation is indicating running of time; in other words the energy could/ should / shall transform from one form into another form due to running of time. Both (energy transformation & running of time) are relative to each other. We must consider certain resistance in-between the open circuit due to loss. It’s mean that, we cannot stop the time running process under energy with power conversion condition. We can/ could increase or decrease the time running speed by varying the resistance value (accelerating/ decelerating), but we cannot stop the time running process. The time running is ever running process under energy with power conversion/ transformation processes. It is mean that, we cannot stop the changes occurring*; i.e., everything is changing because of running of time; at the same time, the time is running because of energy with power transformation.

2.1.4 Limits between Series and parallel Combinations circuits based on law of Conservation of Energy with Power under transformation:

Battery cells (sources) and resistors (loads) are connected in series and in parallel combination for analyzing the energy with power transformation process; Voltage is increasing in series combination and the current is increasing in parallel combination. If we consider these two relative forms are under transformation condition; then the limits are

$$V_{\max} / R_{\max} = I_{\min} \text{ for Series Combination} \quad \dots\dots\dots (4)$$

$$V_{\min} / R_{\min} = I_{\max} \text{ for Parallel Combination} \quad \dots\dots\dots (5)$$

Logic: Here also two different equations are only possible; I could not find any other differences. Therefore we could consider these as limits between the forms. Series can be considered as start form and parallel as end form, because of no voltage = no value condition. Voltage is potential value.

Through this, we can convert voltage (source and load) into current and current (source and load) into Voltage. And this is meeting with the natural Principles of AC Transformer.

i.e., Series Combination \rightleftharpoons Parallel Combination (6)

i.e., $V_{\max} / R_{\max} = I_{\min} \rightleftharpoons V_{\min} / R_{\min} = I_{\max}$ (7)

Considered, this is conversion between one forms of energy with power into another form of energy with power within electricity (Like Pressure energy \rightleftharpoons Velocity energy). If we consider, \rightleftharpoons =transformation = live conversion process, (\rightleftharpoons =live time running process); then, “one form of energy with power is transforming into another form of energy with power due to running of time or over a period of time within the system”. \rightleftharpoons - This symbol is indicating conversion process (live time running process or system is in processing state). This condition is possible for combined source with load system (energy with power). This is combined result of closed circuit (loop structure).

Life Time \rightleftharpoons a certain energy life under conversion process = a source’s total energy/ energy consumed by load per second. The circuit must be in closed condition; then only this conversion is possible. This is an essential condition to derive conversion theory within the system.

2.1.5 Energy with Power Transformation System:

“One form of energy with power is transforming into another form of energy with power over period of time within the system”, then Explanation of “Transformation System” is: $V_{\max} / R_{\max} = I_{\min} \rightleftharpoons V_{\min} / R_{\min} = I_{\max}$; Consider “I” is number (no. of members) of loops or number of energy with Power loops or number of members; then “Vt” is potential energy (time storage) per loop or each loop with “V” is Potential Power (running time or live time) per loop or each loop (here combining all in unique nature, we can call these as “energy with power per member or each member”) and “R” is resistance to divide or separate one big energy with power into so many small energies with powers. “ \rightleftharpoons ” is time running transformation process or energy with Power conversion process from one form into another form. This consideration is taken based on combination principles of (VI_t=C), (VI=C), (V \propto R), (I 1/ \propto R), Energy dividing and adding principles (refer 2.2) and AC Transformer’s principles (V 1/ \propto I) (refer 2.3); (If we consider VI_t = C, VI = C; then, the conversion between series and parallel within the boundary is indicating energy with power conversion process. Due to running of time, the one form of energy with power is transforming into another form of energy with power, ‘at the same time’, Due to energy with power transformation process, the time is running (both are relative to each other)). Now link this concept with above said condition, which was made by me initially in series combination. i.e., V \propto R; in parallel circuits, additional amperes are normally exist for additional loads; but in series, there is no additional extra volts available if we use constant voltage power supply; and we need not to add 2 sources in parallel circuit with respect to total power; but in energy point of view we have to add. Due to this reason the condition was made by me initially to make balance between both series and parallel combinations in systematic way. This is an essential condition for making system balance under conversion process. (No other way to make balance- Ensured during reverse engineering/ analysis). Hence, energy with power conversion from series to parallel is energy with power dividing process, and energy with power conversion from parallel to series is energy with power adding process. Based on the above explanations, again these considerations are analyzed by the following energy with power dividing and adding processes to conform the considerations. (The circuit must be in closed condition, then only the time can run*. if it is in open circuit, please consider proper resistance value in between the open circuit based on energy loss due to time.)

2.2 Energy with Power Dividing and Adding Process within the transformation system:

The following analysis is done Based on Total number of members = (total ampere / ampere per member) \approx ampere. Consider a member of biggest Energy with biggest Power is divided into two or more than two members, again the divided members are further divided into many members..., again the divided many members are further divided into most number of members ... up to least energy with least power of many most... members. As per the conversion from series to parallel and vice versa with respect to above said energy with Power conversion concept, I have considered “Vt” as Potential Energy (because of time storage) at source with “V” as potential power (because of live time running) at load per member (“I”) or each member and this is undergoing Energy with power Dividing process as explained in following.

i.e., V = Potential power per member or each member = VI/I (characteristic properties)

Vt= Energy/ member or each member = VI_t/I (characteristic properties) (t = time storage);

i.e., the energy storage is indication of time storage and power is indication of running time)

I = Number of members

Total Power = $\frac{1}{2}$ VI and Total Energy = $\frac{1}{2}$ VI_t for storage devices (system’s unique properties)

(V = ~Energy/member = Power/ member for AC Transformer --refer 2.3 AC Transformer), but value of E > value of P at a time under transformation (i.e., value of time storage > value of running time at a time).

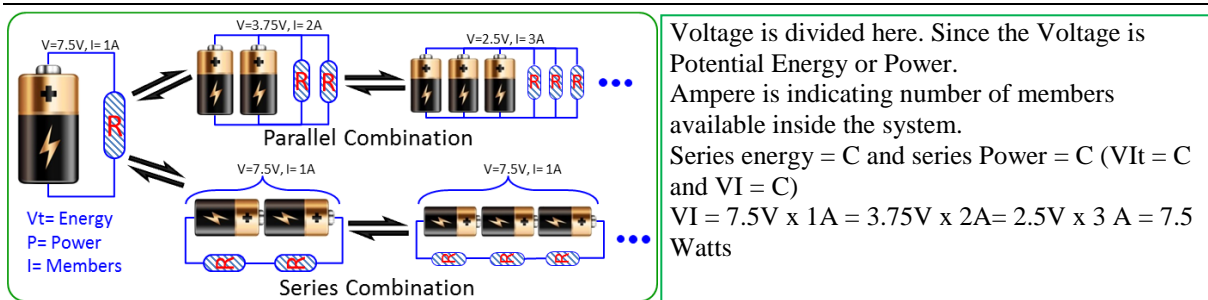


Fig. 2.2a Energy (Vt) with Power (V) per member (I) is Dividing and Adding under Conversion process Here, A big energy with big power (Vt with V) of one member (I) is divided and added as per the above said derivation to conform that, the time running process is fully depending on energy with power transformation process.

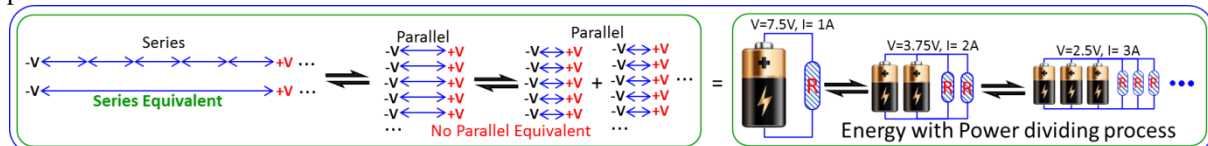
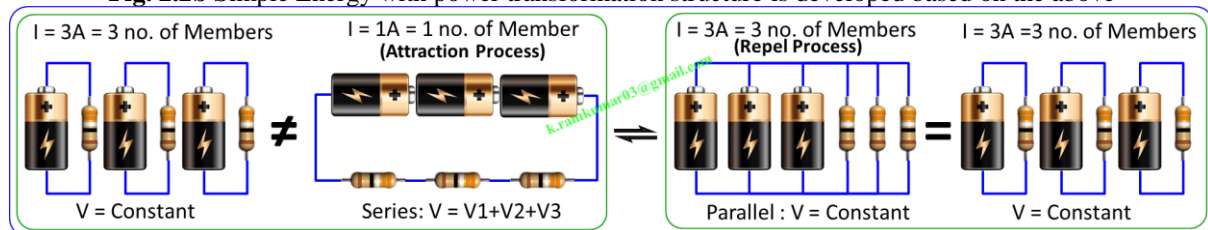


Fig. 2.2b Simple Energy with power transformation structure is developed based on the above



Individuals (divided) ≠ Unique (attraction) (added) ⇒ Individuals (divided) = Individuals (repel) (divided) **Fig. 2.2c** Number of Members consideration in graphical representation (I∝no. of members or Loops) - proof: Here, the characteristic properties (V, I and R) of ‘all individual loops’ are same with the characteristic properties of Parallel combination. i.e., all three loops are having each control to run the time (processing state) in parallel combination. But, which is not equal to the characteristic properties of Series combination due to single loop structure. Therefore, the above said members consideration is meeting with the General principles of series and parallel circuits (ref: Table 2.1b). And we can/could consider ampere (I) as number of loops or number of members (i.e., we can talk about Number of Members availability inside the system).

This is very important consideration to separate or divide (explode) and add (unique conversion) the energy with power on member or members. (This will be linked with mass energy with power later; because there is no change in Total Energy with respect to combinations said above).

By adding members, we will get higher energetic with Least Area of strong voltage source in series combination and by dividing we will get low energetic with biggest area of high current source in parallel combination. So that, the resistance is directly proportional to length; current is inversely proportional to resistance. (i.e., current is directly proportional to Area and the resistance is inversely proportional to Area).

Series is leads to attraction and parallel is leads to repel action: In series combination, opposite polarities are jointed together by attraction process and the potential energies with potential powers are added serially; i.e., voltage of each member is added serially and gives a big potential energy with Power. We must consider this linked energy with Power as one member of energy with power. “The current is directly proportional or equal to the number of loops” - In Parallel combination. Same polarities are jointed together in parallel and it’s repel action among the members do not do any energy addition process. So that, the potential energy with power per member is reducing or divided and number of energies with powers are increasing. And the characteristic properties of parallel combination are equal to the characteristic properties of all individuals. Therefore, we cannot consider parallel combination as one number of energy with power.

Example: Member ⇌ Members

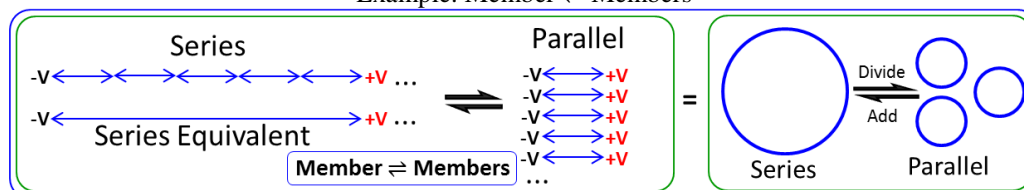


Fig. 2.2d Energy with power Dividing and Adding under Conversion Process

* Through the above said adding and dividing, we could get One biggest Voltage with least or negligible current and many current with least or negligible voltage.

* Power = $VI \times 1 \text{ sec} / 1 \text{ sec}$ in watts = J/s -as per existing theories consideration. (But, VI is same, even the time duration is less than one second. (Logic: $VI = C$, when the time is less than one second.)

* Ampere is \propto number of energies with powers (closed loops (circuits))

If we consider Vt as Potential Energy per member with V as potential power per member or each member; then, I is number of Members available in the system; Therefore, Total Power = $VI = P$ is ever Constant and Total Energy = $E = VI t$ is Ever constant under transformation. (i.e., life time is depending on energy and running time or live time is depending on Power (rate of change) under conversion process (\rightleftharpoons = live time running process). This consideration was taken based on Energy with power transformation process (closed circuit) as discussed above.

$VI =$ Ever constant Total Power at load; $VI t =$ Ever constant Total Energy at Source under Energy dividing and adding processes within the system. Hence, the system's unique properties are same within the system; but, changes are occurring in number of loops or number of members with in the system. $VI t / VI =$ life time $= t$ and live time running is Ever Running Process under conversion or transformation process.

Logic: We could charge or store or load the energy from series combination to parallel combination; but, we could not make storage from parallel to series combination due to low voltage. Hence, the voltage is playing major role in electricity. Without voltage the ampere (current) is useless or valueless; therefore, we could consider V as Potential Power and the ampere as number of Power. So that, Voltage is value and ampere is number of values within the system. Therefore, I considered voltage source as Primary source (high energetic source) and Current source as secondary source (low energetic source); if we increase the ampere without or with least voltage, is there any energetic potential or particles or flux or wave or members, etc... available? Example: An AC transformer like as following...

In primary: $230V \times 1 \text{amps}$ and in secondary: $0.05 \text{Volt} \times 4600 \text{Amps}$; is it not possible?.. based on $V_1/V_2 = N_1/N_2$

'Series combination of energy with power \rightleftharpoons Parallel combination of energy with power' is equal to 'Energy with Power adding process \rightleftharpoons Energy with Power dividing Process'.

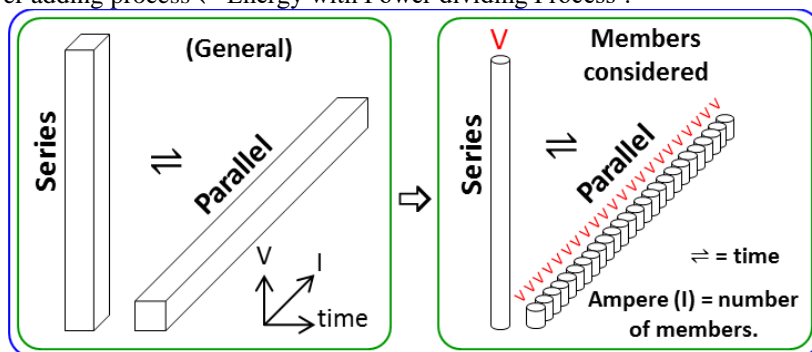


Fig. A (General) Fig. B (Number of Members considered)

Fig. 2.2e The Characteristic properties of series and parallel is plotted in 3D graph under the condition of energy with power dividing and adding process.

The above said 3D diagram is derived based on above said understanding. The Properties of Series and Parallel Combinations under transformation is shown in 3D graphical form and considered number of members availability inside the system; again, we can increase the voltage and current by adding and dividing up to as much as possible. Finally, the big ONE Voltage is available in Series combination and MORE number of least Voltages are available in parallel combination. Considered series as One number of big energy with big Power linkage and Parallel as so many many numbers of least energies with least powers ($I \propto$ numbers of Energies with powers). And the system means, the energy (source) with power (load) combined condition under transformation is driving the time. We cannot do anything by using an open circuit; even, we cannot do measurement. (Above said closed circuit strategy is followed for making balance between the two forms initially within the electricity based on Law conservation of energy with Principles of AC Transformer.)

Logic: The same polarities are repelling each other in parallel combination (members); therefore, there is no addition of potential Energies with Powers. The different polarities are attracting each other in series combination (member) and the potential energies with powers are added and these become one member.

Voltage is indicating value of potential energy with power of a member or each member, ~without voltage or with least voltage the ampere is valueless (least energy with least power of many members).

Logic: Here also two types of conversions / transformations are only possible, one is energy with power adding process and another one is energy with power dividing process.

Above said derivation is further analyzed by the following calculation. It is an analysis calculation based on above discussed energy with power dividing and adding process strategy.

Condition: Total Energy (E or Pt) with Total Power (P) is Constant under transformation condition (t=1sec)						
Each stage Equivalent Wattage detail (load)						
Stage -->	Source(1)	divide by 2	divide by 3	divide by 4	divide by 5	..., logic/ Remarks
Each R value	2.25	1.12	0.75	0.56	0.45	α
Parallel combination (Different creator)						
V	7.5	3.75	2.5	1.87	1.5	α
R	2.25	0.56	0.25	0.14	0.09	α
I	3.33	6.67	10.00	13.33	16.67	$1/\alpha$; no. of powers
VI Equivalent	25	25	25	25	25	C
Series combination (under one or Consider as One)						
V	7.5	7.5	7.5	7.5	7.5	
R	2.25	2.25	2.25	2.25	2.25	
I	3.33	3.33	3.33	3.33	3.33	C α = no. of powers
VI Equivalent	25	25	25	25	25	C
$E_{Series}/E_{Parallel}$	1	1	1	1	1	C
Each stage Each Resistor Wattage detail (load)						
Stage -->	Source(1)	divide by 2	divide by 3	divide by 4	divide by 5	
Each R value	2.25	1.125	0.75	0.56	0.45	α
In Parallel combination						
V	7.5	3.75	2.5	1.87	1.5	α
R	2.25	1.13	0.75	0.56	0.45	α
I	3.33	3.33	3.33	3.33	3.33	C α = no. of powers
VI	25.00	12.50	8.33	6.25	5.00	power per member
In Series combination						
V	7.5	3.75	2.5	1.87	1.5	α
R	2.25	1.13	0.75	0.56	0.45	α
I	3.33	3.33	3.33	3.33	3.33	C α = no. of power
VI	25.00	12.50	8.33	6.25	5.00	power per member
$P_{Series}/P_{Parallel}$	1	1	1	1	1	C
Total power	25	25	25	25	25	C
No. of power	1	2	3	4	5	α = I = members
VI x no. of power	25	25	25	25	25	C
Time difference	0	0	0	0	0	t=C

Table 2.2a Series \rightleftharpoons Parallel under energy with Power adding and dividing process Under Law of Conservation of Energy + Principles of AC Transformer

Table: analysis calculation of Series and Parallel under an energy (Vt) with power (V) dividing process. Proof: General principles of Series and Parallel combinations + Law of Conservation of Energy + principles of AC Transformer. (Energy with power under transformation).

Explanation: The voltage is divided each and every stage based on the condition $VI=C$, but Total energy with Total Power of each stage is constant, due to this condition the ampere through the each and every resistor is constant = same.

As per above derived balanced system: If we divide the voltage in a battery, that will not affect the ampere.

As per the Ohms law: if we divide the voltage in battery that will affect the ampere in constant resistance condition. - This is a major deviation in Ohm's law for deriving principles of energy with power adding and dividing process within the system (whole system) under conversion or transformation process.

We can make balance between them by introducing "**Resistance is directly proportional to Voltage**"- this is solution for attain natural / general principles of series and parallel circuits under transformation. The voltage source can give storage to ampere source but vice versa is not possible. This is giving additional clarity about the Energy dividing and adding Processes. (Repel and attraction processes are involved in parallel and series combinations. Repel action is leads to dividing process and attraction is leads to joining (adding) process) (Note: Ohm's Law is dealing with each and every individual's properties under transformation. refer 2.8.1)

In the above table, compare the amperes in every stage of series, parallel and also each individual and equivalent value. Exclude parallel equivalent value, the ampere is constant even in series equivalent value. If we assume ampere of series resistors as 1 member; then, the series combination has one number of energy with power and parallel combination has two or more than two (many many) ... number of energies with powers under transformation. If we consider series has one number of energy with Power, then Number of energy with power = $I_{Parallel}/I_{Series}$ = in numbers under Energy with Power conversion process.

$$I \propto \text{number of energy with power or } (I_{\text{Parallel}}/ I_{\text{Series}} = V_{\text{Series}}/ V_{\text{Parallel}}) \dots\dots\dots (8)$$

Then, check with the energy with Power conversion system “Series Combination \rightleftharpoons Parallel Combination”; i.e., “ $\bigcirc \rightleftharpoons \infty \dots$ ” \Rightarrow {“One loop \rightarrow Many loops \rightarrow most loops $\rightarrow \dots$ up to highest quantity of least loops” –is indicating Energy with Power Dividing Process} and {“highest quantity of least loops \rightarrow One loop”} – is indicating Energy with Power adding Process} – i.e., the one is Biggest Voltage of one number of energy with power and many are smallest voltages of many numbers of energies with powers. The result is “The one could be converted into many to many ... and ...many small (least) one could be converted into the big One over a period of time” under conversion process. Two forms are only available within the system and considered as ‘start state \rightleftharpoons end state’ = ($0 \rightleftharpoons \infty$).

$$\text{i.e., } V_{\text{max}} / R_{\text{max}} = I_{\text{min}} \rightleftharpoons V_{\text{min}}/ R_{\text{min}} = I_{\text{max}}$$

$V = \sim$ Energy with power of each member; $I =$ Number of Energies with powers for AC Transformer or Generator. (In AC transformer, the energy storage is available at Source; the time is accelerated due to alternate current and its value is equal to \sim power; hence, time is running lively.)

$Vt =$ Energy per member or each member; V is power per member or each member and I is number of energies with powers for Storage devices like battery, capacitor, particle (atom)...

In transformation process, the Total energy with Total power is constant within the system forever; therefore, the “Voltage is inversely proportional to Current” under transformation process. (The voltage and ampere are inversely proportional while doing conversion from series to parallel and vice versa within the system) - An example, consider a system source (a cell) of 4V 1Ahr \Rightarrow convert one number of this into two numbers by dividing voltage and connect these two into parallel as resulting of (2V 2Ahr) and series as resulting of (4V 1Ahr); similarly for load and do conversions within the system. Voltage is value, without voltage the ampere is useless – is indicating no energetic condition (weak, dull, strength less condition...).

$$V \propto 1/I \text{ “at the same time” } I \propto 1/V; \text{ i.e., } I \frac{1}{\propto} V \text{ or } V \frac{1}{\propto} I \dots\dots\dots (9)$$

$$VI = C \text{ and } VI t = C \text{ -under conversion process} \dots\dots\dots (10)$$

Time period in both the combination are same. And can be accelerated / decelerated based on load.

$$\text{Therefore, time running process is ever running process under } \rightleftharpoons \dots\dots\dots (11)$$

(Time is being running process forever * due to Energy with power conversion process of $V_{\text{max}} / R_{\text{max}} = I_{\text{min}} \rightleftharpoons V_{\text{min}}/ R_{\text{min}} = I_{\text{max}}$);

$$\text{Here, } R \text{ is Resistance to divide or separate the Energy with power from one} \dots\dots (12)$$

That is, resistance to accelerate the system’s processing state/ speed. Because, $R \propto V$ (without resistance we cannot build the potential); the energy with Power dividing process is a loss to the current form (current life time), but the conversion process is running the time for processing. Least voltage with highest ampere is value less or useless for current condition of the system; (i.e., no energetic members available in system to do energetic process within the system) which is useless for current form, even though the total energy and power are constant. The system is undergoing as destruction process as dividing from big one into so many small one and these so many small one further divided into so many many small one, ... up to as much as possible; finally the least many most ... members join together due to strength less condition (least resistance or highest ampere) and converting themselves into a Big One (energy with power adding process) as energy with power recycling process. Hence, time running process is indicating destruction process with respect to start state. Each and every passing second (time) is indicating the conversion of energy with Power from one form into another form. (We must consider energy with power combined condition (closed circuit) for running the time or for processing) we cannot do* anything by using any open circuits. Since, the system could not have any open circuits (could not be possible - by time) to stop the time running process – this will be discussed later with further analysis...;

By using the above derivation, finally I have derived Universal Energy with power Conversion principles under Law of conservation theory. Consider, a member of big energy (‘Voltage.time’) with big power (‘V’) is an energy with power of a particle or atom and Ampere or current is considered as number of particles or atoms; then, The Resistance means, resist to divide or separate (considered based on “ $R \propto V$ ”, $R1/\propto I$, energy adding & dividing process under \rightleftharpoons) the energy with power from one big particle into so many numbers of energies with powers or particles. And speed of conversion process is declaring the time period from highest energetic of one member into least energetic of many most members within the system; finally all least value members will be converted themselves into One ($\bigcirc \rightleftharpoons \infty$) for restoring the divided time due to resistance less (highest ampere) condition among them.

(*From one to many to many many to ... etc up to Near to ZERO or least particles, but equivalent or total energy with total power is constant within the system forever.) Hence, the energy with power dividing and adding processes are indicating that, the time is running or processing without start at the same time without stop under transformation. It is mean that, any form of atom(s) is having life period under conversion process. Since, the atom is being releasing its stored energy as power ($t = \text{time} > 0$ due to storage) as process of energy with power conversion

from one form into another form due to closed circuit. Closed circuit is indicating energy with power loop. Without power the time cannot run. i.e., life time (t) = VI/ VI; i.e., the energy (“VI”) is transforming into ‘Power.time’ (“VI”.”t”) and vice versa. Energy is consisting stored time or hidden time and power is consisting running time or live time. Therefore, the time is considered for energy not for power (need not to consider due to live time for power).

Therefore, the energy is constant as per law of conservation of Energy, and also power is constant as per conservation of Power under conversion process (then only the conversion is possible between them). So that, the “time running process” is ever running ‘energy with power’ transformation process under conservation. (No start, ‘at the same time’ No End or Start ⇌ End). i.e., the time running is an ever running process...) – Proof: above said derivation and refer another analysis on AC Transformer, capacitor, magnet (related with loop structure; loop structure is indicating Energy with Power system.)

I did deepest analysis to simplify each and everything in electricity and I have brought everything under The ONE. Please interpret properly; this is very important. We could divide so many differences as much as possible from the one.

$$\text{Transformation system is } \frac{V_{max}}{R_{max}} = I_{min} \Leftrightarrow \frac{V_{min}}{R_{min}} = I_{max} (\Leftrightarrow = \text{live time}) \dots\dots\dots (13)$$

A Simple Example for understanding: A battery with Light Bulb (Particle Generator) with closed circuit is shown in below with energy + power dividing process for explaining the above said principles.

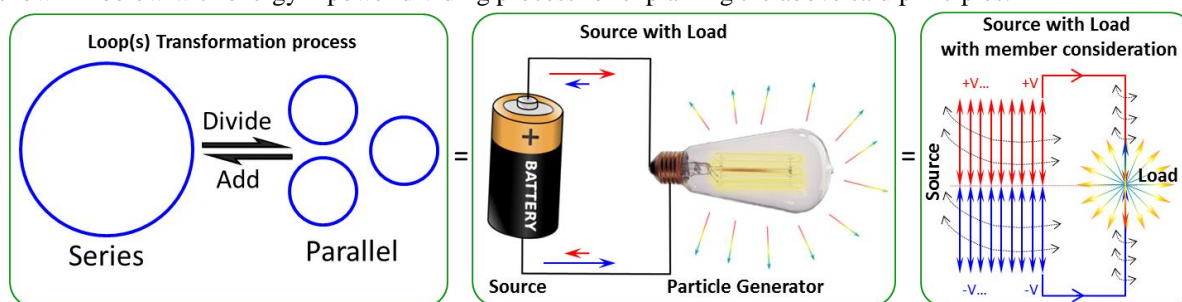


Fig. 2.2f simple energy conversion process with members consideration (Loops)

Imagine a battery has 9 members, the load takes 1 member at a time, that one member is divided into so many members of light rays at load; this transaction takes “t” seconds; than comparison between source and load is given below...

s.no	Description	Source	Load	Logic	Remarks
1	Resistance per member	=	=	Closed loop	Potential Energy closed with resistor (series) - Without this the bulb cannot get glow (transformation is happening through power) (via bulb [6])
2	Total System Resistance (R)	Low	High	R _{Parallel} in source	Energy storage = source is having more members and Energy moving to load is having less members at a time.
3	Total Number of members (I)	Low	--	⇌	Total members in source (Low) Vs Total number of Light Rays (High) (before & after transformation (⇌))
4	System -at a time (source with load) E & P	VI	VI	t=VI/VI	Closed circuit to run the time. Value of VI > VI at a time. (time is stored at source and running through load as Transformation = power.) [7]
5	Energy with power per member (Vt & V)	High (Vt)	Low (V)	V= potential value	(V _{Open} >V _{Closed}) because of loop, Energy dividing process is taken place through power. (Value or time storage is divided)
6	System (Energy ⇌ Power. time)	(VI)	(VI).t	⇌	Stored time ⇌ Live time*Running time duration; A Member → many members → more members ... → ... → A Member (Start ⇌End)
7	Total Resistance before & After transformation (⇌)	High	--	⇌	After conversion (source energy → light rays) the resistance among the light members is low due to conversion / transformation (source’s low members → High members of light rays)

Table 2.2b Comparison between source and load

The Source is having stored time, which is running through load as power as VI.t (live); i.e., VI/VI=t=time storage; The Energy transformation cannot happen when the circuit is in 100% open (not possible). Therefore, both energy and power must be available in the system to run the time (processing). Energy from battery (VI) is converted into light rays through bulb (due to closed circuit); therefore, one form of energy with power is converted into another form of energy with power through power [6] because of closed circuit; i.e.,

○=∞ (loop structure is indicating energy with power (example: Magnet, electric circuits). The electric bulb is generating so many light rays (particles) or radiation or heat rays or heat conduction or convection ... as I told, we cannot make storage from parallel to series due to less potential. Therefore, energy dividing process is taken place through bulb as ‘Power.time’. Refer AC transformer for further clarification. I put some consideration initially which is taken from the end during reverse engineering to make balance, therefore next analysis on AC transformer will give 100% conformation on consideration. That is, the stored time at source is divided at load and resulting work done...

2.2.1 Series combined Parallel (2nd review):

Addition of two relative proportional Equations is leads to generation of a constant. The following is the results of added equations as derived above.

$$(1) + (9) \Rightarrow V \propto R + V \frac{1}{\propto} I = V \propto \frac{R}{I} = VI/R = I^2 = C \text{ (or) } R/VI = 1/I^2 = C \dots\dots\dots (14)$$

(Series combination is indicating R) (i.e., $I^2 * R = P = C$ under transformation)

$$(2) + (9) \Rightarrow \{R \frac{1}{\propto} I + V \frac{1}{\propto} I\} = VR \propto \frac{1}{I} = VIR = V^2 = C \text{ (or) } 1/VIR = 1/V^2 = C \dots\dots\dots (15)$$

(Parallel combination is indicating 1/R) (i.e., $V^2/R = P = C$ under transformation)

VI=C and VI=C; then, (R \Rightarrow 1/R) as per conversion process

$$\text{Therefore } I^2 = \frac{VI}{R}; VI = I^2 \times R \dots\dots\dots (16)$$

$$\text{And, } V^2 = VIR; VI = \frac{V^2}{R} \dots\dots\dots (17)$$

$$\text{Then, Parallel combined Series is } = \frac{V^2}{I^2} = R^2 = r_u = VIR / \frac{VI}{R} \dots\dots\dots (18)$$

Note: VIR is not equal to VI/R; hence Series is not equal to Parallel in characteristic properties point of view under conversion process. C = Constant with respect to Resistance value.

$$V^2 = V_{\text{Parallel}} \times V_{\text{Series}}; I^2 = I_{\text{Parallel}} \times I_{\text{Series}}; R^2 = R_{\text{Parallel}} \times R_{\text{Series}}$$

r_u = Universal Variable Constant (Unique (combined both parallel and series)) will vary based on the voltage consideration for resistance value under conversion process (R \Rightarrow 1/R) = “Series Combination (Start form) \Rightarrow Parallel Combination (End form)” under transformation. If $R^2 \ll 1$ with respect to current form, then the life period from current form to end form (energy with power dividing process) is low or ~no life time. i.e., the system is ready to do restore (adding = life time is restored) the least energies with powers into one big energy with power as recycling or rebuilding process. **Refer Fig 2.8.2b**

Transformation: $\frac{V_{\text{max}}}{R_{\text{max}}} = I_{\text{min}} \Rightarrow \frac{V_{\text{min}}}{R_{\text{min}}} = I_{\text{max}}$ (\Rightarrow = live time) under the condition of Start \Rightarrow End; the following table is drawn under energy with power dividing process with consideration of live time running process.

Value	<<<Past <<<time>>> Future>>>									
	Start	>>>Life>>>								End
	Series	Parallel 1	Parallel 2	Parallel 3	Parallel 4	Parallel 5	Parallel 6	Parallel 7	Parallel 8	Parallel 9
VI	10	10.0	10.0	10.0	10.0	10.0	10.0	10.0	10.0	10.0
V	10	9.0	8.0	7.0	6.0	5.0	4.0	3.0	2.0	1.0
I	1	1.1	1.3	1.4	1.7	2.0	2.5	3.3	5.0	10.0
R	10.00	8.1	6.4	4.9	3.6	2.5	1.6	0.9	0.4	0.1
$R_s * R_p$		81	64.0	49.0	36.0	25.0	16.0	9.0	4.0	1.0
Logic	a parallel is considered as current form					VI = Power; V = Voltage; I = Ampere; R = Resistance				
	if $R * R > 1$: life is there for current form					$R_s * R_p$ = Series resistance * Parallel Resistance				
	if $R * R < 1$: no life is there for current form									

Table 2.2.1a Energy with power Dividing Process under Start \Rightarrow End = $\left\{ \frac{V_{\text{Highest}}}{R_{\text{Highest}}} = I_{\text{Least}} \Rightarrow \frac{V_{\text{Least}}}{R_{\text{Least}}} = I_{\text{Highest}} \right\}$

The following table is updated based on revision as per (V1/ \propto I) under conversion process. The Voltage and Ampere both are inversely proportional under conversion process. i.e., there is no constant exist in energy with power transformation process.

Sl. No	Description	Series Combination	Parallel Combination	Remarks (understandings and considerations)
2	Voltage (V)	Increasing	Decreasing	Voltage is decreasing by dividing a series loop and increasing by adding parallel loops. (V1/ \propto I)
3	Current (I)	Decreasing	Increasing	Current is increasing by dividing a series loop and decreasing by adding parallel loops (V1/ \propto I)

Table 2.2.1b Energy with power transformation process within the system (V1/ \propto I) 2nd review

This table is updated based on energy with power adding and dividing concept. We could realize that the systematic traceability has been established from starting onwards on the system of Electricity transformation process. This is system theory. I did systematic interpretation between them to determine the theory for changes.

The following analysis on AC transformer will give conformation on consideration as I said above. I have started analysis from series, parallel combination during the year of 1999 ~ 2000, so that I decided to start my time theory with series, parallel combinations. Here, I have shown two different basic things within the electricity and locked as fundamental difference within the system. We cannot create more than two differences within a system or boundary and all are falling within the limit.

2.3 AC Transformer under Law of Conservation of Energy:

This is an analysis report and solid proof for the above said Energy with power transformation derivation under law of conservation of Energy with power. AC transformer is a best and easy example for explaining and analyzing Energy with power conversion process within the electricity under law of Conservation.

$\frac{V_S}{V_P} = \frac{N_S}{N_P}$, "stepped up" by making N_S greater than N_P , or "stepped down" by making N_S less than N_P -from Wikipedia; V_S = Secondary voltage; V_P = Primary Voltage; N_S = Secondary number of turns; N_P = Primary number of turns.

The Resistance is directly proportional to number of turns; also, the voltage is directly proportional to number of turns and resulting $V \propto R$ and $R \propto \frac{1}{I}$. Therefore, the AC transformer's principles and the natural properties are meeting with the above said energy with power transformation theory.

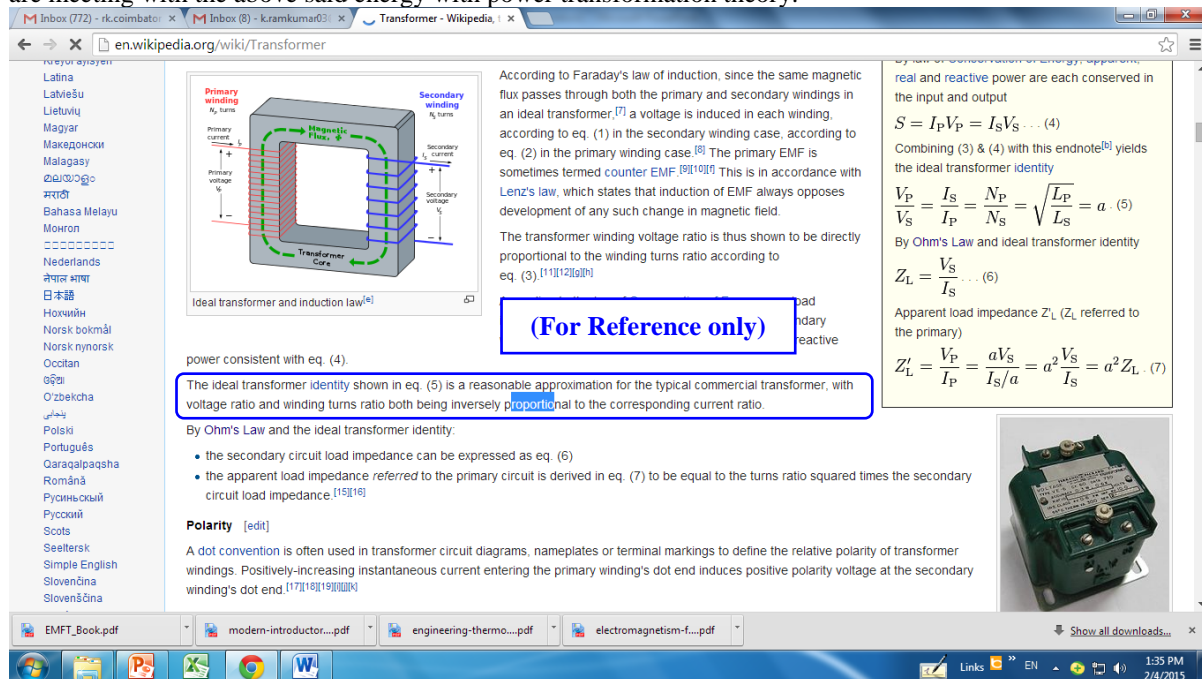


Fig. 2.3a Reference from Wikipedia: "Voltage is being inversely proportional to Ampere"

$$\frac{V_S}{V_P} = \frac{N_S}{N_P} = \frac{I_P}{I_S} \text{ -Ideal power equation; Power of incoming = Power of outgoing;}$$

Reference: "Voltage ratio and winding turns ratio both being inversely proportional to the corresponding current ratio" - from Wikipedia [4]; i.e., $V \propto \frac{1}{I}$; Therefore, $VI = C$ and VI of Primary = VI of Secondary = Constant; and this is meeting with the above said energy with power adding and dividing principles.

Here, we must interpret properly, this is very important to understand electricity conversion process. Systematic changes are happening proportionally within the system as explained below.

VI = Total Energy; VI = Total Power; Primary energy per second is equal to secondary energy per second. Normally, Energy of source is > to the energy of load at a time. But in alternate Current (AC) supply, the time storage at source (primary source) is accelerated by alternate current. So that the time is running ~lively in both source and load. (But, the primary energy for AC transformer is given from big time storage (energy storage) like water dam (hydro), coal (thermal power), sun (solar power), etc.) Therefore, we could consider ~live time running process for AC Transformer between primary (source and load) and secondary (source and load) conversion due to alternate current. i.e., Time storage in primary and secondary sources is suddenly transformed as power due to alternate current (alternate frequency). VI of primary = VI of Secondary and the time is running because of live \rightleftharpoons = live conversion process. Value of Energy = ~Value of Power at a time. (In battery, Value of Energy > Value of Power at a time because of time storage and more members (ampere) in source is regulated to load; Life Time = VI / VI). Time storage (t) and running time (\rightleftharpoons) both are essential system's accessories to drive

the time. i.e., without time storage we cannot drive the time. Therefore, the value of Primary (energy with power) and secondary (energy (time storage) with Power (running time)) is $\frac{V_{max}}{R_{max}} = I_{min} \Leftrightarrow \frac{V_{min}}{R_{min}} = I_{max}$;

* Here, voltage per coil or per (one) turn or per member is same in both primary and secondary winding. So that the thickness of wire is not necessary consideration with respect to voltage; same way, in ampere point of view, we have to consider thickness of wire. (i.e., based on primary characteristic properties we could design the secondary characteristic properties.)

* Each turn's voltage is added in both primary and secondary windings and it is resulting voltage addition process.

* Adding of number of turns is indicating resistance addition process; is leads to voltage addition. Hence, Resistance is essential to separate the potential polarities (we must consider number of members here (very important one) to understand this condition ($V \propto R$)). i.e., if we consider number of members, then resistance per member is greater than the system's total resistance as derived above. Therefore $V \propto R$;

* If we add excess thickness in secondary, that excess thickness could not/ cannot be utilized by the system under conversion or it is useless in secondary winding. Therefore, $V \propto R$.

* Consider the secondary's each turns are jointed as series and parallel; in series combination the voltage is increasing and in parallel combination the ampere is increasing. Since the energy and power are constant. But both are not in equal state or form. Differences between these are indicating differences in electricity characteristic properties. Example is as shown in following as I already discussed above...

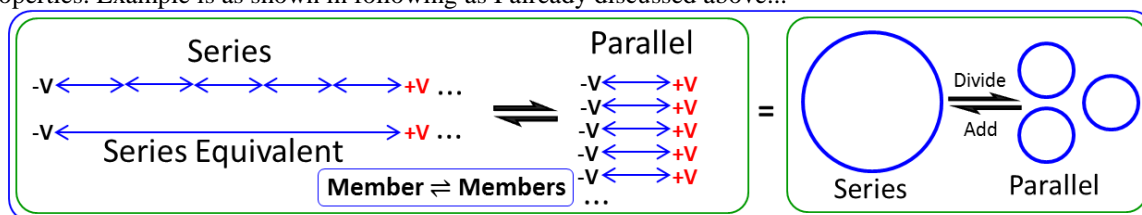


Fig. 2.3a Energy and Power adding (connecting through attraction) and dividing (connecting through Repletion) processes under conversion or transformation

Here, the series combination is resulting Series Equivalent value because of attraction process between the members, but in Parallel, there is No Equivalent value because of repel action between the same pole members (separating the members due to repel action between the members)".

As per the above, the characteristic properties of Power transformation are " $V_{max}I_{min} = \text{Total Power} \Leftrightarrow V_{min}I_{max} = \text{Total Power}$ " and meeting with above said energy with power dividing and adding derivation under Law of conservation of energy with power.

As per energy with power dividing and adding processes, $VI = P = \text{Constant}$; $P = \text{Total power of System}$ (is indicating closed loop or circuit), time is ~not to be considered here (time is running as live process); because, the time is running lively as conversion process (\Leftrightarrow); i.e., $VI = C$ for both primary and secondary.

$VI = C$; $VI t = C$ in between primary and secondary. The time is running because of closed circuit; if we keep secondary circuit in open condition, then the primary energy with power can / could transform into magnetic energy with power; refer 2.5. Therefore, we must consider always closed circuit / loop for any circuit. Example: atom, generator, battery, capacitor and other storage devices; i.e., Energy loss or power loss due to time must be considered for calculating the resistance value in open circuit.

Instead of battery, if we use a power generator, we have to utilize 100% transformed energy, otherwise that will be balanced with surrounding as wasted one – applicable for both open/ closed circuits, i.e., power of input = power of output; $VI = C$ for transformer or Generator. Since the time is running as live condition and constant power condition is also coming under Law of conservation theory under conversion process. Proof: transformation system (Running Power Generator with open/ closed circuit (Mechanical energy into Electric Energy)).

Open circuit cannot be considered as 100% open circuit - by system of time*. $P = C$ even though the secondary circuit kept in the condition of open circuit. $P = VI$ in watts is constant under conversion process. – Refer 2.5

Consider a high voltage with fewer amperes is passing through a less thickness conductor as a coil in secondary step up transformer with closed circuit; as per Ohm's law, if we increase the voltage in constant resistance condition, we could increase the ampere., but "if we increase the voltage in constant resistance condition, that less thickness wire will break or fuse and divide the voltage source at secondary, means, it is converted into ampere source as per the above derivation (Number of energy with power are increased). Therefore, this condition is meeting with the above said derivation; i.e., which is meeting with natural condition as I derived above. Proper Interpretation is very important to understand the system of electricity transformation process.

We can use a transformer to transform a form of electricity from high volt with less ampere to less voltage with high ampere and vice versa; So that, the power and energy is constant., but both are in different forms, hence

energy with power conversion within the electricity is also laying under Law of Conservation theory under Conversion process. i.e., the system means energy with power conversion processes or transformation processes. Therefore, the energy with power conversion within the electricity is energy with power dividing and adding processes. Two different processes only possible, I could not find more than two. And the transformation system is driving the time.

Value	<<<Past <<<time>>> Future>>>										
	useful	>>>Life>>>									useless
	Primary	Secondary ...									
VI	10	10.0	10.0	10.0	10.0	10.0	10.0	10.0	10.0	10.0	10.0
V	10	9.0	8.0	7.0	6.0	5.0	4.0	3.0	2.0	2.0	1.0
I	1	1.1	1.3	1.4	1.7	2.0	2.5	3.3	5.0	5.0	10.0
R	10.0	8.1	6.4	4.9	3.6	2.5	1.6	0.9	0.4	0.4	0.1
R _p *R _s	--	81	64.0	49.0	36.0	25.0	16.0	9.0	4.0	4.0	1.0
Logic	a secondary state is considered as current form					VI = Power; V = Voltage; I = Ampere; R = Resistance					
	if R*R>1 : life is there for current form					R _p *R _s = Primary resistance * Secondary Resistance					
	if R*R<=1 : no life is there for current form										

Table 2.3a Transformation system: $\{ \frac{V_{max}}{R_{max}} = I_{min} \Leftrightarrow \frac{V_{min}}{R_{min}} = I_{max} \} = \{ \text{Start} \Leftrightarrow \text{End} \} (\Leftrightarrow = \text{live time})$

In the above said table, the one of the biggest potential energy with power is **divided as** per above derived concept and finally the least value (least energetic) of more members will be joined (because of least energetic and least resistance condition among them) together and will be transformed themselves into the one biggest potential due to resistance less condition among them (~without voltage or with least voltage, the ampere is value less) for restoring the divided time in one member. (all (matters) are electro-magnetic particles, this concept is applicable for everything and can explain how the galaxy / universe is transforming...)

Therefore, AC transformer is satisfied with the above said Energy with power adding and dividing derivation. Life time (t) of potential value under transformation is $\propto V/I = R$. Transformer is a device, which contains combination of the following principles.

Transformation System = $\{ \frac{V_{max}}{R_{max}} = I_{min} \Leftrightarrow \frac{V_{min}}{R_{min}} = I_{max} \} = \{ (VI = C) + (VI t = C) + (V \frac{1}{\alpha} I) + (R \propto V) + (R \frac{1}{\alpha} I) + (t = VI t / VI) + (\frac{V_S}{V_P} = \frac{N_S}{N_P} = \frac{I_P}{I_S}) + (\text{live time} = \Leftrightarrow) \}$; we cannot separate a part from the above said principles/ natural properties as per the Transformation system's concern.

The following analysis is conforming that, the conversion processes from one form into another form and vice versa is driving the time and declaring that, the time running process is an ever-running process and depending on transformation process.

2.3.1 Transformation of Load into Source:

Consider more numbers of transformers are connected as shown in following.

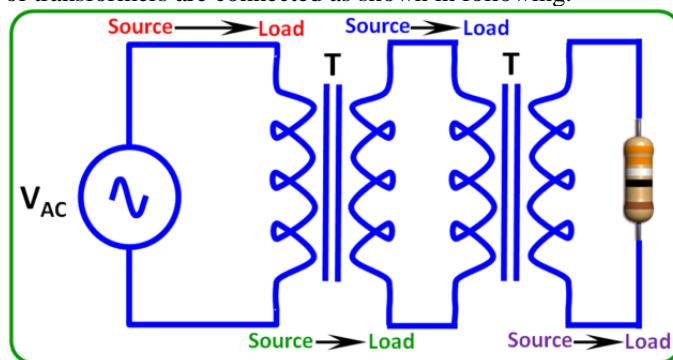


Fig. 2.3.1a Transformation processes; load can transform into source (VI → VI t)

Here, Source is giving energy to Load, and the load is transformed as Source to give energy to another load to drive the time. ie, without energy, the power cannot perform. Stored time at source is accelerated because of AC; so that, the energy at source is \sim Power at load = Constant at the same time. “Load becomes source”, i.e., load could transform itself into Source. Therefore, VI at load (time running) could transform itself into VI t (time storage) with VI (running time) under transformation and is indicating energy with power dividing process (loop(s) transformation).

The time difference = ~ 0 for conversion of energy with power between primary and secondary at a time. i.e., the primary time is \sim equal to secondary time under conversion process; therefore, instant transformed Energy = Power = VI without consideration of time*; the time is running as conversion process (Live time running process = \Leftrightarrow). But in battery due to time storage / energy storage, the value of energy is greater than the value of power at a time; therefore life time for storage devices = $t = VI t / VI$.

Load is transforming into Source (parent -child concept) (19)

Total energy = E = VI_t; but, instantly (live) transformed energy = power = VI = ΔE/ Δt

“Voltage is inversely proportional to current” at the same time, “the Current is inversely proportional to Voltage”, i.e., the current is reducing the life time period of existing state; hence, this is loss to the current state or form. That is, “Life Time (t) is inversely proportional to Ampere (I) and directly proportional to voltage” under transformation (“V ∝ 1/I”); t= conversion processing time between start to end. These two forms are limits in conversion process; then, the time running process is ever running process under transformation (one form ⇌ another form).

Therefore, life time = t ∝ R = $\frac{V}{I}$ (20)

Series ⇌ Parallel; {R ⇌ $\frac{1}{R}$ } = {I²Rt = VI_t ⇌ $\frac{V^2t}{R}$ = VI_t} = { $\frac{R}{1} = \frac{(VI)t}{I^2t}$ ⇌ $\frac{1}{R} = \frac{(VI)t}{V^2t}$ }... (21)

i.e., life time = t ∝ $\frac{V}{I}$; {V=It . constant}; t = life time from current state to end state.

{R 1/∝ I} ⇌ Parallel combination; {R ∝ V} ⇌ Series Combination;

“V ∝ 1/I” or R ⇌ $\frac{1}{R}$; or V ⇌ I -- combined both series and parallel under conversion process = AC

Transformer’s principles/ natural properties.

Here, the energy with power of a member is transforming itself to drive the time is explained in detail. Change in member’s characteristic properties with respect to running of time is also explained in detail. This is universal theory; I tried to join all the principles under the system to make 100% clarification. Now we can take prompt decision to make 100% conformation on the considerations as said/ derived above. And we can use the same limits for universe’s transformation system.

2.3.2 Reminder: {Series ⇌ Parallel} = {I²Rt = VI_t ⇌ $\frac{V^2t}{R}$ = VI_t}

(1) + (9) ⇌ (V∝R) + (V ∝ 1/I) = V ∝ $\frac{R}{I}$ = VI/R = I² = C (14) Recall

Here, V ∝ $\frac{R}{I}$, and then R=VI in Watts (22)

(R_w = Resistive Power and R_Ω=Resistance)

Therefore, R_w/R_Ω = $\frac{\text{Resistive Power}}{\text{Resistance}}$ = VI/ (V/I) = I² = C go to series (14)

R_wR_Ω = Power x Resistance = (VI) x (V/I) = V² = C go to parallel (15)

i.e., $\frac{R_w}{R_\Omega} \propto I^2$ = {(R_w∝ I); ($\frac{1}{R_\Omega}$ ∝ I)} (23)

R_wR_Ω ∝ V² = {(R_w∝ V); (R_Ω∝ V)} (24)

Since, R_Ω ⇌ $\frac{1}{R_\Omega}$ - based on (VI = C and VI_t = C under conversion process (V ∝ 1/I))

Two differences only possible!

2.4 Storage devices:

Above the properties of electricity under transformation is analyzed by using a type of storage device (battery) and clarified by using AC Transformer’s principles. Other storage devices like Capacitor, Electro magnet, permanent magnet, Matters (atoms) are also analyzed in same manner and will be confirmed whether the principles are same. This will help us to do deep analysis and to derive the particle structure and its properties under transformation.

2.4.1 Capacitor’s characteristic properties under Transformation process:

The Capacitor is another one type of time storage / energy storage device. In capacitor, the ampere (number of energies with powers or number of members) is stored as explained in the above derivation; i.e., resistance between the parallel plates is designed based on the voltage rating (V∝R). As per the parallel combination’s derivation, the ampere is directly proportional to area. In capacitor the energy is stored in between the parallel plates (stored energy is directly proportional to area of the plates).

I ∝ 1/R; I = Constant ∝ area of capacitor’s parallel plates; C = Capacitance;

In parallel : C =Capacitance = C₁+C₂+...

: I = Ampere = I₁+I₂+...

In series : 1/C = 1/C₁+1/C₂+...

: V = V₁+V₂+...

Therefore, C ∝ 1/R = I/V ⇌ Parallel combination

1/C ∝ R = V/I ⇌ Series combination

C ∝ $\frac{1}{R}$; RC =Constant =t (Capacitance compared with resistance) ... (C0)

comparison	Resistor	Capacitor
Series combination	R=R ₁ +R ₂ +...	1/C = 1/C ₁ +1/C ₂ +...
Parallel combination	1/R=1/R ₁ +1/R ₂ +...	C = C ₁ +C ₂ +...

(21) ⇌ Series ⇌ Parallel = { $\frac{R}{1} = \frac{(VI)t}{I^2RC}$ ⇌ $\frac{1}{R} = \frac{(VI)t}{V^2RC}$ } ⇌ (V= IR)

* Charge a capacitor by using a battery and the charged capacitor is ready to give energy to load; it is acting as load while charging (Pt = VI*t) and acting as source (VI_t) while discharging. This is explaining about transformation of load into source. (Parent-child concept)

* The life time of the current form under energy with power dividing process is considered as “t” years (start to end), then 1/t years (end to start) for energy with power adding process or restoring process (time taken for Transformation) Based on $t \propto R$.

That is, life time = $t \propto R = \frac{V}{I}$ is indicating series combination (energy with power added condition = start form);
 $\frac{1}{t} \propto \frac{1}{R} = \frac{I}{V}$ is indicating parallel combination (energy with power divided condition = end form);

Capacitance conversion: making storage (energy) from series to parallel is possible; but storing of energy from parallel to series is not possible due to low potential. {(But which is possible during recycling process. i.e., for restoring the divided time (recycling), the system shall/ should transform themselves into least value with most number of members to generate resistance less condition among them for joining process / condensation process) i.e., they can join together due to strength less (least energy with least power of most members) condition of each and every members. i.e., Joining is possible because of least resistance condition among them to build themselves into one member.} - **Refer 2.8.2**

$$\text{Start} = \left\{ \frac{V_{\text{Highest}}}{R_{\text{Highest}}} = I_{\text{Least}} \right\} \Rightarrow \text{End} = \left\{ \frac{V_{\text{Least}}}{R_{\text{Least}}} = I_{\text{Highest}} \right\} \text{ as per conversion process;}$$

Series Combination \Rightarrow Parallel Combination; here, \Rightarrow = Time running transformation process;

$$\text{Loop is: } \left\{ \frac{\text{Maximum Power (V)}}{\text{Maximum Resistance (R)}} = \text{minimum members (I)} \Rightarrow \frac{\text{Minimum Power (V)}}{\text{Minimum Resistance (R)}} = \text{maximum members (I)} \right\}$$

In other words, $R \Rightarrow \left(\frac{1}{R}\right)$; Therefore, $\left(\frac{V}{I}\right) \Rightarrow \left(\frac{I}{V}\right)$; ‘ $R \propto C$ ’ and $\{ t \Rightarrow \left(\frac{1}{t} = t'\right) \} = \{ \text{life of A big member} \Rightarrow \text{Life of the most members} \}$ – refer 2.8 for further clarification.

In energy with power adding and dividing process, If we consider series combination has one number of energy with power, then the parallel combination have many number of energy with power; therefore, $Vt =$ Potential energy per member (having time storage) with $V =$ Potential power per member (having live time running process) and $I =$ number of members under conversion process. If we consider number of members; then, we can Neglect the denominator values in start and end limits.

$V \Rightarrow I$; i.e., Member \Rightarrow Members – this is for understanding purpose (simplified).

Example: 100V/1 Member \Rightarrow 100 Members/1Volt; i.e., (Start \Rightarrow End)

Consider Voltage = V as Value and Ampere = I as ~zero; then the limits (start \Rightarrow end) could be considered as “Value \Rightarrow Zero”; since, the ampere with least voltage is value less = ~ ZERO.

Note: VI of Series = VI of Parallel Combination and VI of Series = VI of Parallel Combination forever.

A member’s voltage is not constant under transformation; it’s varying (reducing) with respect to time running process. Since, the system’s resistance is not constant under transformation ($V \propto R$) and the time duration is more than zero for storage devices.

Capacitance is inversely proportional to Resistance. But there is no change in characteristic properties (V, I and R) with respect to characteristic properties (V, I and R) of battery under transformation. Capacitor’s combination principles are same like as above derived principles for battery. Since, the capacitor is also a storage device. i.e., Transformation principles of Capacitor = transformation principles of battery.

In following, the Series and parallel combinations of source(s) (capacitor) with load(s) is analyzed in same manner and the transformation principles are derived.

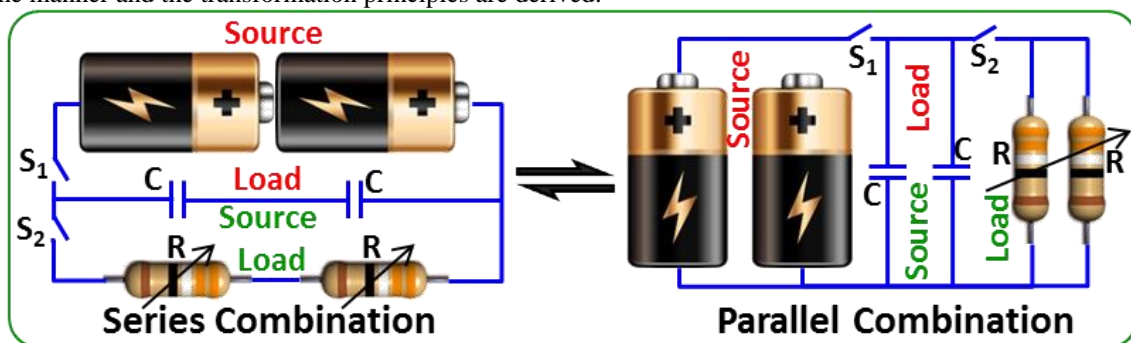


Fig. 2.4.1 Combinations of Capacitors with loads under conversion process (charging and discharging)

First the capacitor is charged by closing the switch S_1 and keeps it in open after charging; then discharge the capacitor by closing the switch S_2 . (I have used high value resistors to get clear measurement) The charged load (capacitor) is transforming as source to give energy to resistors to store the particles as energy with power rays = light or heat rays. V, I and time taken for discharging is measured. The power is measured at constant ampere condition by using variable resistor because of the capacitor’s constant area condition. The derivation of Capacitor is also same like battery. But this gives some additional clarification. i.e., we could consider capacitor as battery and can store energy (voltages) between the Parallel plates with proper gap or resistance and too long lengthy wire is not required to separate the polarities. It is mean that, we can consider series energies as one number

of energy; i.e., we can store the added energies (series energies) in-between the parallel plates and the resistance is important to separate the polarities (resisting mixing together = keep the opposite energies in potential). High potential Energy from AC transformer (long length wire is required to separate the potential polarities) is stored in small capacitor (compact area) (added energy is stored in capacitor).

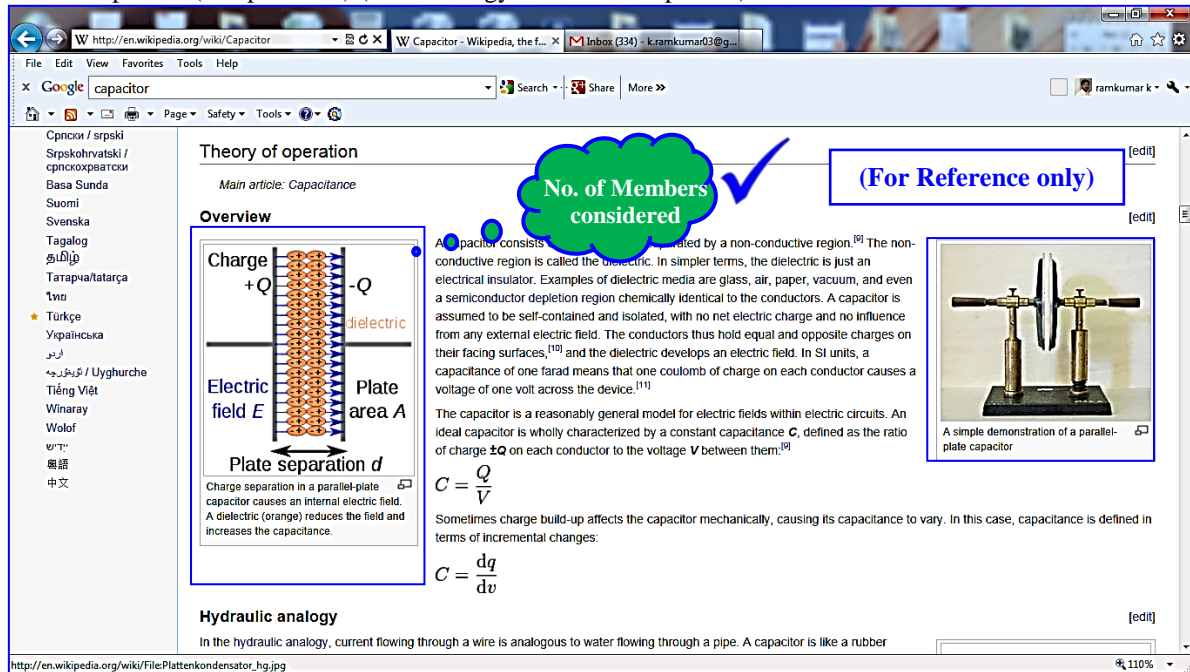


Fig. 2.4.1b Trace for members consideration in Existing science / theories [8]

The ampere is stored in capacitor ($C \frac{1}{\alpha} R$) & ($R \frac{1}{\alpha} I$). As per the above derivation (energy adding and dividing process = energy conversion process) each electric field lines could be considered as value of energy (energy of each electric field lines \propto Voltage) and number of electric field line could be considered as number of energy \propto Ampere.

i.e., Voltage x time = Potential Energy per member;

Voltage is indicating the value of energy; without voltage, the ampere is useless or valueless.

If we consider capacitor = battery (storage Device) then, $E = \frac{1}{2} VI t$;

$$\frac{E}{t} = \frac{1}{2} VI; \quad t = RC \text{ for storage devices};$$

$$\text{Therefore, } \frac{E}{RC} = \frac{VI t}{2(\frac{E}{t})C} = \frac{I^2 t}{2C} = \frac{I^2 t}{2(\frac{E}{t})} = \frac{1}{2} I^2 R = \sim \frac{1}{2} VI \text{ (each individual's value) } \dots\dots\dots C1$$

$$\begin{aligned} \text{Energy of Capacitor (E)} &= \frac{1}{2} CV^2 \text{ - from Wikipedia [9]} \\ &= \frac{1}{2} CV^2 = \frac{1}{2} \frac{t}{R} V^2 = \frac{1}{2} VI t \dots\dots\dots C2 \end{aligned}$$

$$\text{Other words, Energy} = E = \frac{1}{2} CV^2 = \frac{V1^2 - V2^2}{R} t = \frac{1}{2} \frac{V^2}{R} t = \frac{V^2}{2R} t = \frac{1}{2} VI t \dots\dots\dots C3$$

Battery's principles = Capacitor's principles; therefore, $E = \sim \frac{1}{2} VI t$ (each member's value).

Each member's value is $E = \sim \frac{1}{2} VI t$ and $P = \frac{E}{t} = \frac{1}{2} VI$ under transformation.

Total system's value: { $VI = C$ forever and it is available even the time is less than a second under transformation system; $VI t = C$ forever under transformation system. Therefore, $t = VI t / VI$ }

In transformation system (total), $VI =$ Ever constant and $VI t =$ Ever constant under transformation process from series to parallel and parallel to series. (We cannot consider energy per second for power, because $VI = C$ even the time is less than a second under transformation. hence the time is running forever as conversion process (\Leftrightarrow). (i.e., $\lll \Leftarrow$ Infinite Past \Leftarrow Present \Rightarrow Infinite Future $\Rightarrow \ggg$); and the past cannot/ could not be return (we could not/ cannot go back to past); but, the similar past will / shall come in future as future after (re)cycling process to run the time because of transformation process. i.e., Series \Leftrightarrow Parallel.

$$t = \frac{VI t \text{ (with time consideration)}}{VI \text{ (without time consideration)}}; \text{ time running is ever running process under conversion } (\Leftrightarrow).$$

We cannot/ could not stop the time running process or energy conversion process due to closed circuit (loop structure); but we can accelerate / decelerate the time running speed by accelerating / decelerate the energy consumption rate (transformation rate). The time is running without start at the same time without stop or "Start

⇒ Stop” in transformation system, (i.e., the system is having start and end under transformation (⇒). i.e., both positive and negative answers are meeting with the system’s principles. It is depending upon perspective)

‘Vt’ is Potential energy with ‘V’ is potential power per member (‘I’).

‘I’ is number of members available inside the system.

‘R’ is resistance to break or separate or explode (electricity resistance to transformation) a big energy with power of one member into so many members of small energy with power. (This is possible under source with Load condition = Closed circuit; i.e., the stored (hidden) time in source (stored time) is running (showing difference/ exploding/ dividing / lightning / ray...) through power under ‘time Storage ⇒ time running’ condition.

‘t’ is life time of energy under time running process w.r.t conversion process (⇒) speed

Ampere ∝ or = to number of energies with powers.

Discharging characteristics properties are measured based on Constant Current Condition. Reason, the capacitor’s area is constant during discharging. We have to reduce the resistance value while discharging with respect to reduction in voltage as per the condition of $V \propto R$, to make constant current condition.

Capacitor discharging under constant current condition											unit	
time (t) --->	0	1	2	3	4	5	6	7	8	9	10	second
Voltage (V)	10	9	8	7	6	5	4	3	2	1	0	Volt
Ampere (I)	0.12	0.12	0.12	0.12	0.12	0.12	0.12	0.12	0.12	0.12	0.12	A
Resistance (R)	83.3	75	66.7	58.3	50	41.7	33.3	25	16.7	8.33	0	Ω
VI(max) (P)	1.2	1.08	0.96	0.84	0.72	0.6	0.48	0.36	0.24	0.12	0	W
VI (avg) (P)	1.14	1.02	0.9	0.78	0.66	0.54	0.42	0.25	0.15	0.05	0	W
Total Energy (E)	5.89 J			the time is running evenly								
Total time (t)	10 s			$E \sim 0.5VIt = 6.00 J$								
Average energy /s (P)	0.59 W											

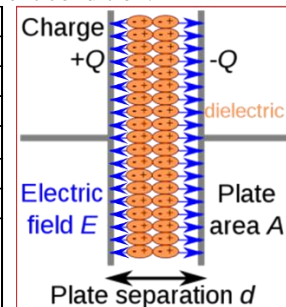
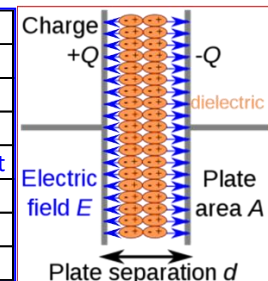


Table 2.4.1a Capacitor’s Energy calculation under time running @ constant ampere condition

Without ~voltage the ampere is value less; the voltage is playing major role in electricity to show the value of energetic. We could see that, the stored energy value of current form is reducing gradually due to running of time because of closed circuit, and reduced energy instantly converted into power, i.e., each and every member is being converting its energy into power through resistance (conversion of energy with power from one form into another form) to drive the time. No resistance means no life time. (i.e., $t \propto R$; and Resistance /member is more than the total system’s resistance). Normally for storage devices, Total $E = \sim \frac{1}{2} VI t$ (running of time is available more) = $\frac{1}{2} CV^2$ (running of time is just a second (derived in current theories) or ~no running of time).

Capacitor's Energy Calculation													
	1	2	3	4	5			1	2	3	4	4	
C	156	500000	90000	8000	15	μf	C	100	10045986	100	78600	78600	μf
C	0.00	0.50	0.09	0.01	0.00	F	C	0.00	10.05	0.00	0.08	0.08	F
V	12	12	12	12	12	volt	V	20	20	20	41	42	volt
E	0.01	36.00	6.48	0.58	0.00	(J/s)*s	E	0.02	2009.20	0.02	66.06	69.33	Ws
E/C	72	72	72	72	72	constant	E/C	200	200	200	840.5	882	J/F



Time duration is just a second

Fig. 2.4.1c Capacitor’s Energy calculation without running of time as per current theory (t=1s)

If any changes in voltage, then only we could see the changes in E/C ratio. Therefore, $V = \text{Constant}$ (same value in all the members inside the system) at a time among them within the system; then $E \propto C$; $E/C = \text{Constant}$ when V is constant among them. Power = $\frac{1}{2} VI$ in Watts and Energy = $\frac{1}{2} VI t$ in Joules for storage devices. But, in total transformation system (parents + children) $E = VI t$ and $P = VI$ are constant forever under $\Rightarrow =$ transformation. Total transformation system is consisting base or parent loop + converted loops (child loops).

Electricity Field lines = electric spark (arc) lines between parallel plates (for capacitor): As per the above derivation, Each and every electric field line is indicating value of voltage or potential power; and number of field lines is indicating value of ampere; We could see Number of Electric field lines or number of electric sparks lines in existing theories/ science and which is verified practically. Therefore, electric field lines or electric sparks lines are satisfied with the above said derivation (is indicating members consideration inside the system). Without energy, the power cannot perform. The power is result of regulated (reduced) utilization of source energy at load to drive the time through transformation. Example: battery energy = source and energy consumption by load resistor = power. But, value of energy > value power at a time; i.e., Energy (stored time) is transforming into Power x time (running or exploding time).




Fig. 2.4.1d Electric Spark lines = Electric Flux lines = Number of members = ampere (I) [10]

Here, I have reduced the difference as much as possible to bring everything under one for better understanding (Value of each spark line is considered as voltage and number of spark lines are considered as ampere). **Proof: Fig 2.2c.**

Another proof: if we do reduce or increase the gap between positive and negative terminal in a high voltage DC power supply; the number of spark lines are increasing while reducing the gap and the number of spark lines are reducing while increasing the gap between positive and negative terminal. i.e., $I \propto \frac{1}{V}$; Hence, this action is meeting with the above said derivation. Therefore, number of field lines = number of arc lines = number of voltages = ampere or $(= \propto \text{total ampere} / \text{ampere of an arc line or one member}) = I/I_n$.

Note: I do not use or consider electron or number of Electron for analyzing characteristic properties of Electricity under conversion process; reason I have considered ampere as number of members (loops = closed circuits) or individuals and which is not having constant value under conversion process. The value of a member (time storage with running time is indicating energy with power = Storage with load) is undergoing energy with power dividing process and adding process under conversion process. The members are increasing by dividing the energy with power gradually during energy with power dividing process; finally, the least value of many most... members could be converted themselves into one member during energy with power adding process within the system. Therefore, we cannot consider electron value as constant value or number of electrons here.

'V', 'I' and 'R' are variables. No constant is existing in energy with power transformation processes.

Logic: without consideration of Electron or number of electron, the electricity conversion / transformation processes and its characteristic properties are defined /derived systematically and successfully. If we want introduce electron or number of electrons, then there is no definition related with energy with power adding or dividing process on electron in existing theories.

A member's energy with power is not constant within the system with respect to running of time (transformation process). Therefore, we cannot consider electron as a member. (We will discuss later about electron...)

2.4.2 Magnet and its magnetism under transformation:

Magnet with flux lines are indicating energy with power structure (loop structure). Here same poles are repelling each other and different poles are attracting each other. Repel process is indicating parallel combination and attraction process is indicating series combination. Series and parallel combinations of magnets are shown in the following diagram under conversion condition.

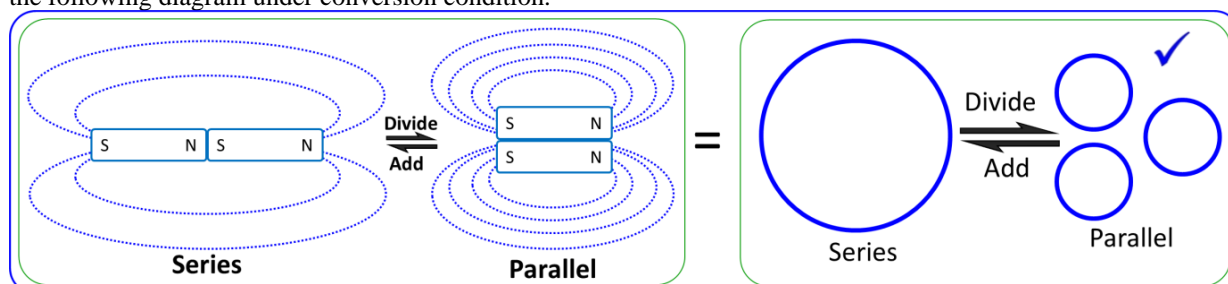


Fig. 2.4.2a Series and Parallel combinations of Magnets with members consideration (energy with Power)

Logic: Loop transformation; 8 no. of Flux line \Rightarrow 4 no. of Flux line (for understanding only)

Magnetic Energy with power of series combination is equal to parallel combination as shown in the above said conversion process. **Magnetic structure is proof for loop structure (energy with power).** The loop structure is having source (Energy = Time storage) with load (Power = Live time running process) structure. Stored time in source is divided at load through transformation process.

The characteristic differences between series & parallel combination are compared as given below.

Sl. No.	Series Combination	Parallel Combination
1	No. of Flux lines =	½ of total number of Flux lines
2	Length of Magnet =	2 times of Length
3	Magnetic Power =	Equal Power
4	Area of Magnet =	½ of Area
5	Magnetic Energy =	Equal Energy
6	Attraction process	Repel process

Table 2.4.2a Differences between series and parallel combinations of magnets under transformation

Number of flux lines are doubled in parallel combination due to repel action and Number of flux lines are same in series combination due to attraction. Hence, Energy addition with power addition is takes place in series combination. But in parallel combination, there is no energy or Power addition takes place due to repel.

Logic: Magnetic Flux lines in Loop condition are indicating Closed Circuit or loops. We cannot/ could not make any open circuit by using a magnetic energy with power (loops) circuit. Stored time in source is running through power at flux lines. i.e., Magnetic energy and power are reducing gradually over a period of time; hence energy with power dividing process is driving the time. ~~If we open the loop, then we can stop the time running transformation process... try...is not possible...!!! ...Never.~~

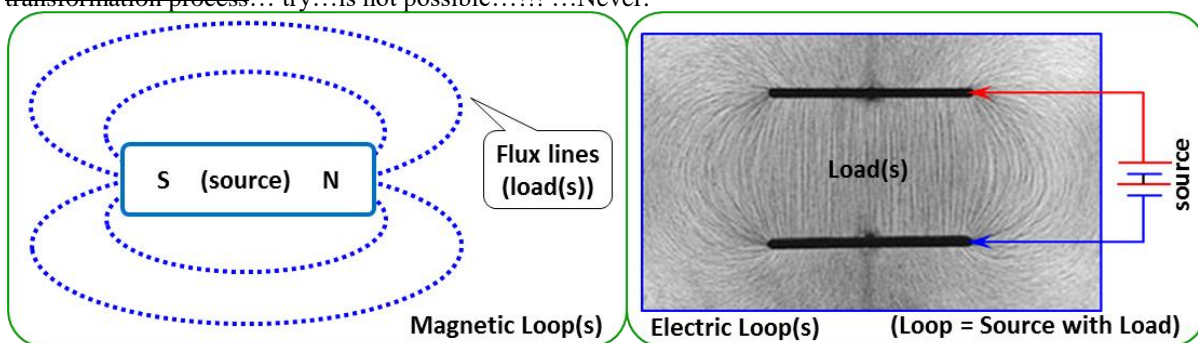


Fig. 2.4.2b Magnet and its flux lines [11] in loops structure; electric loops structure (members) [10]

Magnetic loop structure is indicating energy with power structure; the time is in stored condition at source (energy) and the time is in running condition at load. We must consider always closed circuit for any circuit; we could/ must consider big (certain) resistance value based on loss due to time in open circuit. That is, the time is running very slowly due to big resistance in open circuits. Therefore, the time is running forever under transformation process from series to parallel and parallel to series. Resistance between open circuits can be calculated based on loss due to time.

We could take decision with clear clarification based on comparison between electric energy with power and magnetism (magnetic energy with power). This is an additional proof for the above said derivation. Hence, magnet with flux lines are satisfied with the above said derivation. The circuit must be in closed condition to run the time by using stored time in source.

Electro-Magnetism: = Electricity = “Electric Energy with Power (loop) +Magnetic energy with power (loop)”

Electricity under conversion process is analyzed based on Energy with power transformation principles under Law of Conservation of Energy with Power as I said in above. In an electric closed circuit, the magnetic energy with power (loop) is generated (magnetic potential appeared) over the electric flow; magnetic and electric energy with power are relative components of electricity system.

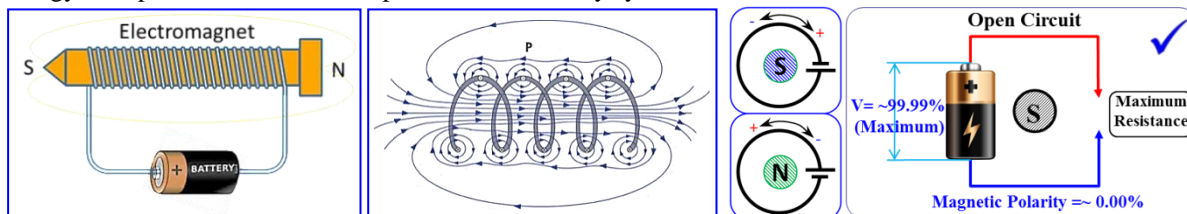


Fig. 2.4.2c Electromagnetic structure (Closed Loops): From Current theories & Correction [11]

There is no constant exist in Electricity characteristic properties (V, I and R) under energy with power conversion process (\rightleftharpoons). Therefore, the energy with power system is being transformed itself because of closed circuit. “Wherever electric potential energy (Storage) with power (load) is there, there should have magnetism because of closed circuit” (here considered “electricity” = “Electro Magnetism” = “value of Electric energy with power = value of Magnetism”), -considered based on conversion process (**refer 2.5**). i.e., closed circuit is leads to time running process in the form of energy with power dividing process - based on the above said derivation. Due to closed circuit we cannot separate either electric energy with power or magnetism. Both are mingled/ interlocked

as system of Electricity. Therefore, electro-magnetism = Electricity = “Electric Energy with Power (closed circuit) combined Magnetism (closed loops are one in another as shown in the following)”. [12]

The followings are the direction of polarities in electro-magnetism or system of Electricity in 2D and 3D View. This is interpreted (modified to relate each other) from the normal electric circuit to relate each other and with ~Newton’s 3rd law. Any circuit* can/could meet with this structure. Here, the direction of polarities (+, -, S and N) are shown with arrow.

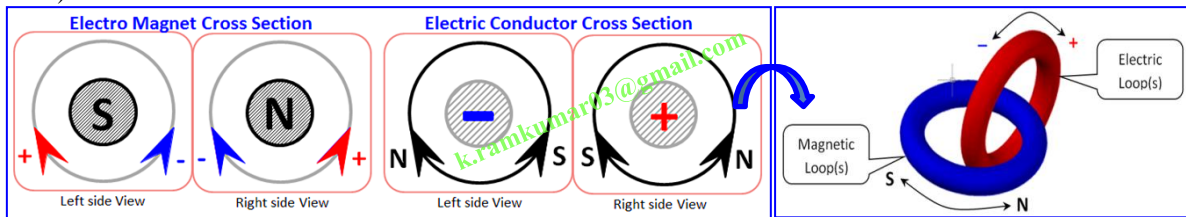


Fig.2.4.2d 2D & 3D Electricity Loops or Electro-Magnetic Loops (unique) with polarity directions

The above said 2D graphical interpretation of electro-magnetic system is converted into 3D isometric view as shown in above diagram (loops are one in another). Both magnetic loop(s) and electric loop(s) are inter-linked as one in another as shown in the above diagram and any circuit can meet with this structure. Arrow is showing the direction of the polarities.

2.5 Analysis on Maximum and Minimum Power condition for checking the Limits (V, I, R):

Maximum and minimum power conditions is compared / analyzed to cross check the limits, which was set in Energy with power adding and dividing derivation; this will help us to verify and to confirm the limits within the electricity under transformation condition. Finally this will be used to take prompt decision on structure of system and its range between the forms under transformation (i.e., start \rightleftharpoons end or Value \rightleftharpoons ~Zero or Series \rightleftharpoons Parallel or Member \rightleftharpoons Members).

The following is a comparison statement between Closed (short circuit) and Open circuit (as per current theories) to determine the range and limits between the forms (series and parallel forms).

In short circuit (transformation), the electric potential value (V) is disappeared and being appeared magnetic potential value. Similarly (Relatively) in open circuit, the magnetic potential value is disappeared and being appeared electric potential value. That is, both the values (electric & Magnetic) are inversely proportional under transformation like series and parallel circuits under transformation. The Energy and power are same between the electric and magnetic potential transformation systems.

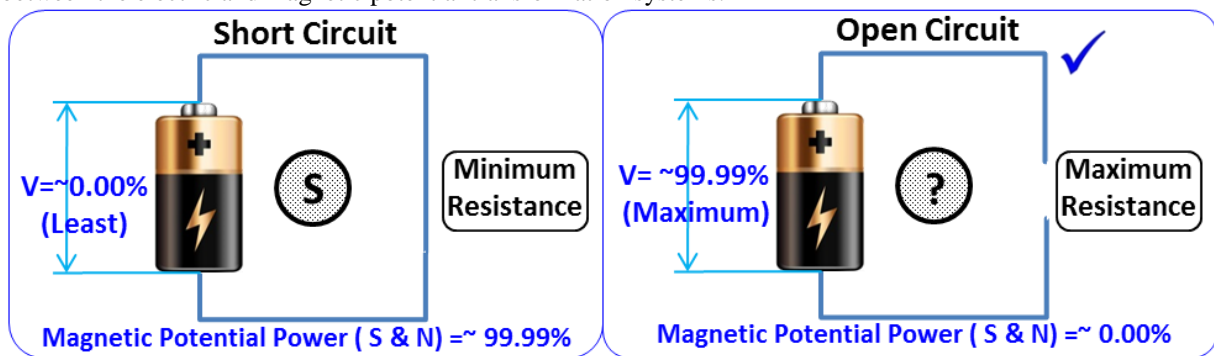


Fig. 2.5a Analysis on Maximum and Minimum power conditions

Value of Electric energy with Power = Value of Magnetic energy with Power; the characteristic properties of maximum and minimum power condition is determined below based on the above said diagram under transformation condition. i.e., $\left\{ \frac{V_{Least}}{R_{Least}} = I_{Highest} \rightleftharpoons \frac{V_{Highest}}{R_{Highest}} = I_{Least} \right\}$, the electricity limits are determined based on above diagram and this is meeting with the above said derivation.

Therefore, Total Electric Energy = Total Magnetic Energy = $\sim \frac{1}{2}VI$ and Total Electric Power = Total Magnetic Power = $\sim \frac{1}{2}VI$. (In short circuit, the electric potential value (V) is disappeared and magnetic potential value is being appeared; similarly (Relatively) in open circuit, the magnetic potential value is disappeared and electric potential value is being appeared.) i.e., value of Magnetic potential is inversely proportional to value of electric potential under transformation. i.e., “Where ever energy is there, there should have power under energy with power conversion process to run the time for processing due to closed circuit (\rightleftharpoons = time). Electric closed circuit is generating magnetic potential (1/R)” and “magnetic short circuit is generating electric potential (R)”

Explanation: “In an electric energy with power circuit (electro-magnetic), the magnetic potential value can be appeared as minimum as possible when the Electric potential (voltage \propto potential) value is appeared as maximum

as possible ($V \propto \frac{1}{I}$) under transformation; likewise, the Electric potential value (voltage \propto potential energy) can be appeared as minimum as possible when the Magnetic potential value is appeared as maximum as possible ($V \propto \frac{1}{I}$) under transformation. Highest voltage is indicating electric energy with power and also highest ampere is indicating magnetic energy with power. These two forms are limits in the transformation system. Therefore these two types of transformation process are occurring one after another forever for driving the time.

Logic: Here also two differences only possible with in the boundary, one is short-circuit and another one is Open-circuit. Any circuit can/ could come under this range. In this range, one end is talking about magnetic circuit (highest ampere) and other end is talking about electric circuit (highest voltage). But, both are coming under electricity or electro-magnetism. Refer - 2.7 for further clarification (one loop shall/ should have potential time storage and other loops shall/ should ~not have potential time storage at a time...)

2.6 Energy with power transformation process structure design (3D Formulation):

AC Transformer is an energy with power converting device in live transformation processing condition, the following analysis is help us to know why/ how it's transforming? - Through transformation structure design in 3D and deep analysis.

The following is analysis on energy with power conversion process from one form into another form (transformation) through AC transformer to determine logics. As per the above said energy with power transformation derivation, the logics can be derived from the combination principles of (Energy = $VI t = \text{Constant}$) + (Power = $VI = \text{Constant}$) + $V \propto \frac{1}{I}$. i.e., energy with Power transformation processes. Here AC Transformer's primary and secondary values are (V, I and R) measured in various levels and the graph is drafted as per the above conditions.

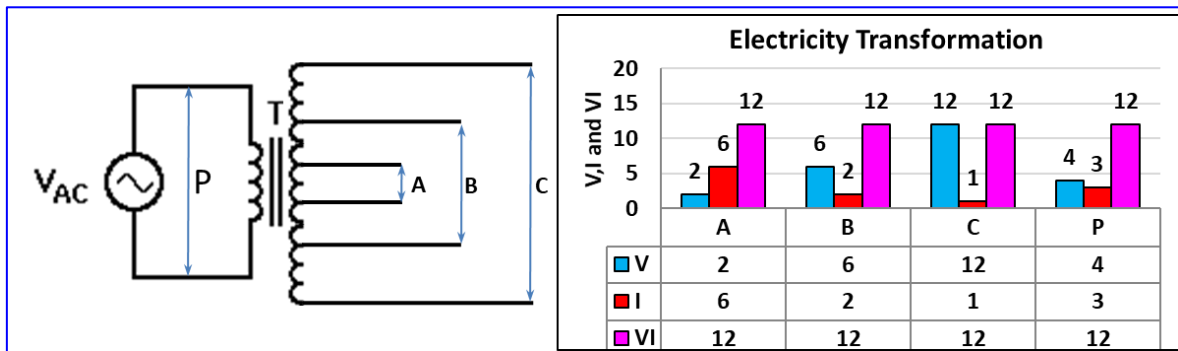


Fig. 2.6a Characteristic Properties of Power Transformer ($VI=C$) in 2D graph

The following is 3D electricity structure is designed by using the above said 2D electricity power graph and by using the logics of “Ampere \propto number of members \propto Area” + “Resistance \propto Length and Voltage \propto Resistance” for better understanding.

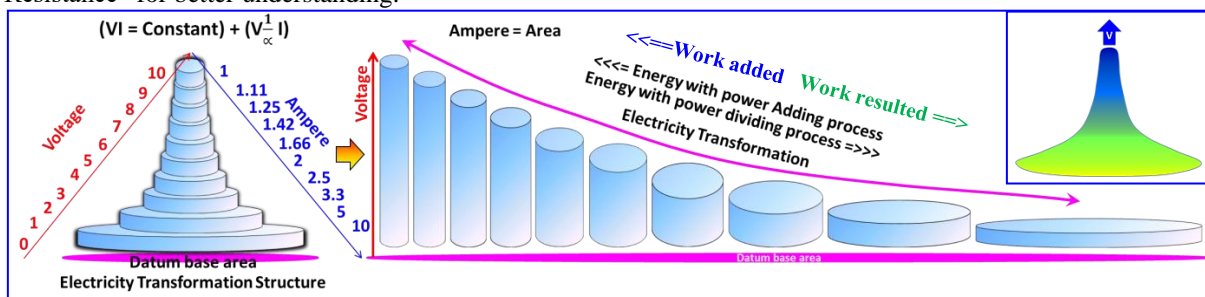


Fig. 2.6b Characteristic properties of Power Transformer ($VI=C$) 3D Graph

This is Electricity power built structure in 3D form like normal built structure (which is derived from energy transformation processes). We can increase the potential (Voltage per member) by reducing the ampere under transformation (in loop structure), therefore the “Voltage must be directly proportional to resistance”. The voltage and resistance are gradually reducing and increasing the ampere during energy dividing process. Each and every member of energy with power is divided during the time running process as shown in above. In energy adding process, all small members are added into one. The following is an equivalent mechanical power (Potential Energy deformation) built structure designed based on the above electricity built structure for doing deep analysis. Refer mountain deformation due to gravity for further clarification. (For gravity refer Fig. 2.8.2h: divided low value particles are leaving from heavy masses, which create gravity toward the center of masses.)

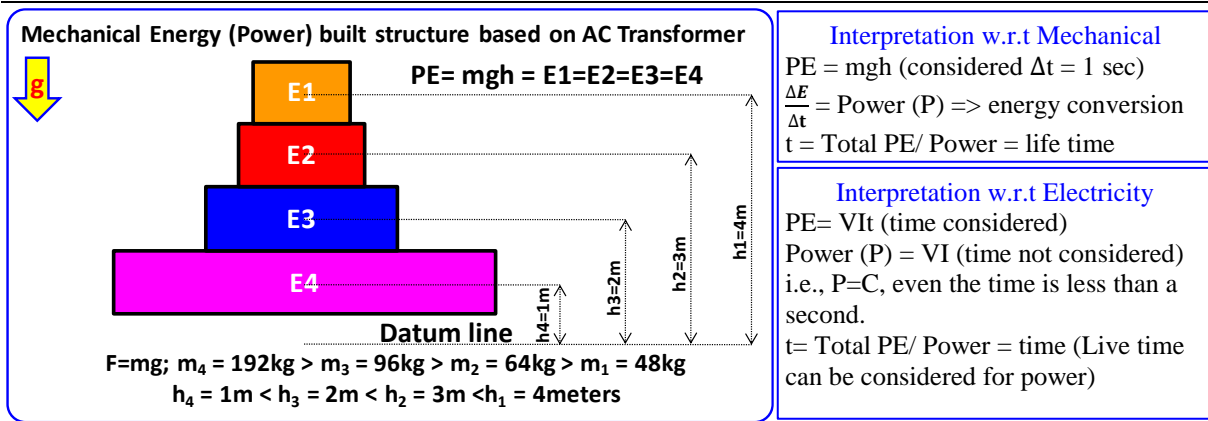


Fig. 2.6c Equivalent mechanical change in Energy ($\frac{\Delta E}{\Delta t}$ =power) [5] built structure designed based on electricity transformation (AC Transformer’s principles)

$F_4 = 1883.5 = 2F_3 = 3F_2 = 4F_1$; considered $g = 9.81 \text{ m/s}^2$;

Consider a big potential member is transforming into two or more than two small potential members under energy dividing process due to gravity and considered Power is constant under transformation. Then, sum of each member’s Energy + Work done is constant under transformation. i.e., Energy = E= sum of each Members Energy + Work done = C and Power = $\frac{\Delta E}{\Delta t} = C$ under transformation.

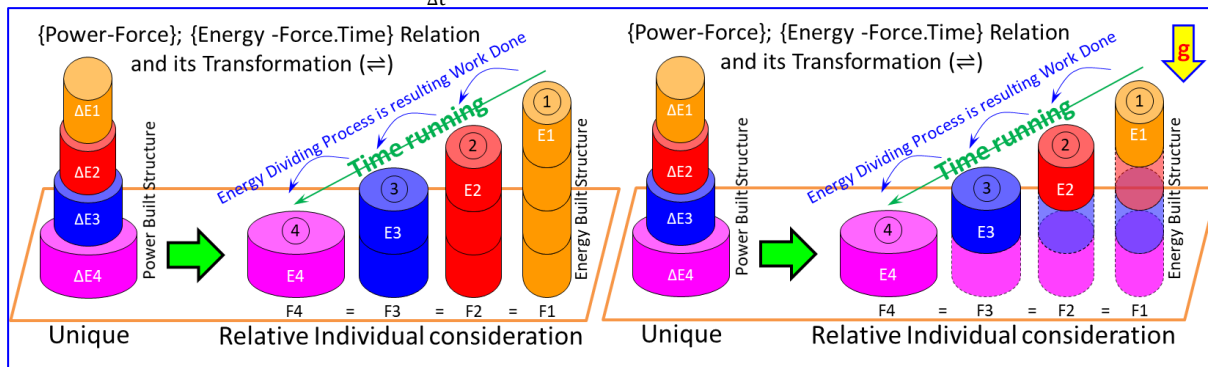


Fig. 2.6d Mechanical Change in $\left\{ \frac{\text{Energy}}{\text{Time}} \right\}$ built structure derived from Energy built structure under transformation due to gravity (importance of members* consideration; $\{E=C \text{ and } P=C\}$)

A member of high potential energy under transformation is shown in the above diagram. Top mass of the energy level is transforming into next level during time running process due to gravity. Area (number of members) is increasing during energy dividing process. Time running (Energy dividing process is a type of energy with power transformation process) process from series to parallel is resulting work done.

Energy and Power comparison within Energy Transformation Structure (a member’s deformation Structure)														Total E=C		
Power= $\frac{\partial E}{\partial t}$ = Change in Energy/Change in time (=1unit)																
A	H	V=AH	Δm	$h = h' - h''$	g	$\frac{\Delta E}{\Delta t} = (\Delta m)gh$	$\Delta F = (\Delta m)g$	$\Delta p = \Delta F/A$	$\frac{\Delta E}{\Delta t} * \Delta t$	$\frac{\Delta E}{\Delta F}$	$\frac{\Delta E}{A}$	Member $\frac{\Delta E}{A}$	$(\Delta p)Ah$	$\frac{\Delta E}{(\Delta E/\Delta t)}$	$\sum P + E_{\text{source}}$	
24	1	24	48	2	9.81	941.76	470.88	19.62	941.76	2	39.24	1.0	941.76	1	3767.04	
32	1	32	64	1.5	9.81	941.76	627.84	19.62	941.76	1.5	29.43	1.3	941.76	1	3767.04	
48	1	48	96	1	9.81	941.76	941.76	19.62	941.76	1	19.62	2.0	941.76	1	3767.04	
96	1	96	192	0.5	9.81	941.76	1883.52	19.62	941.76	0.5	9.81	4.0	941.76	1	3767.04	

Total Energy = $E = \Delta E1 + \Delta E2 + \Delta E3 + \dots$														life t		deformation	
A	H	V=AH	m	$h = h' - h''$	g	E=mgh	F=mg	$p = F/A$	E/F	$\frac{E}{A}$	A/a	Member E	$\frac{E}{0.5pV}$	$\frac{E}{P}$	Ft	E/Member	
24	4	96	192	2	9.81	3767.04	1883.52	78.48	2	157	1.0	3767.0	1	4	7534.1	3767.04	
32	3	96	192	1.5	9.81	2825.28	1883.52	58.86	1.5	88.29	1.3	2825.3	1	3	5650.6	2118.96	
48	2	96	192	1	9.81	1883.52	1883.52	39.24	1	39.24	2.0	1883.5	1	2	3767.0	941.76	
96	1	96	192	0.5	9.81	941.76	1883.52	19.62	0.5	9.81	4.0	941.8	1	1	1883.5	235.44	

$\Delta = \text{delta}$; E is directly proportional to p; ie, E is directly proportional to F and inversely proportional to A; H = Height; h= head ; p=pressure, PE is transforming into KE; then PE is inversely proportional to KE under gravity $A, a = \text{Area}, P = \text{Power}; E_T = P * t = E_{\text{source}} + P * t; \sum P = Pt$

Table 2.6a A member’s Deformation structure calculation based on above - Mechanical

Transformation properties are calculated and found that, the Energy is directly proportional to Pressure. Here the power is directly proportional to ‘change in pressure/ change in time’. The derived principles are meeting with series, parallel under transformation and AC transformer’s principles.

Model Calculation for Power (E1 transformation):

$$A = \text{Area} = 24 \text{ m}^2 ;$$

$$\rho = \text{density} = 2 \text{ kg/m}^3 ;$$

$$\Delta V = \text{change in Volume} = AH = 24 * 1 = 24 \text{ m}^3;$$

$$h = h' - h'' = \text{potential energy transformation head} = 3.5 - 1.5 = 2 \text{ m};$$

$$P = \text{Power} = \partial E / \partial t = \partial(mgh) / \partial t = 48 * 9.81 * 2 / 1 = 941.76 \text{ J/s}$$

$$\Delta F = \text{transformed Force} = (\Delta m)g = 48 * 9.81 = 470.88 \text{ N}$$

$$\text{Change in pressure} = \Delta p = \Delta F / A = 470.88 / 24 = 19.62 \text{ N/m}^2;$$

$$h = \Delta E / \Delta F = 941.76 / 470.88 = 2 \text{ m}$$

$$\Delta E / \Delta t \cdot A = 941.76 / 24 = 39.24 \propto F / A = 1883.52 / 24 = 78.48 \text{ N/m}^2$$

$$\text{No. of Members} = \Delta A = A/a = a/a = 24/24 = 1 \text{ number}$$

Conclusion: “ $\Delta p / \Delta t$ is directly proportional to Power” based on “Energy is directly proportional to Pressure” (refer impacting (collision) of even masses for further clarification); force is required to do transformation *.

Model Calculation for Energy (E1 transformation):

$$A = \text{Area} = 24 \text{ m}^2$$

$$H = \text{Height} = 4 \text{ m}$$

$$\rho = \text{density} = 2 \text{ kg/m}^3$$

$$g = 9.81 \text{ m/s}^2 \quad h = \text{head} = 2 \text{ m}$$

$$V = \text{Volume} = AH = 24 * 4 = 96 \text{ m}^3$$

$$m = \text{mass} = \rho V = 96 * 2 = 192 \text{ kg}$$

$$E = \text{Energy} = mgh = 192 * 9.81 * 2 = 3767.04 \text{ J} \quad F = \text{Force} = mg = 192 * 9.81 = 1883.52 \text{ N}$$

$$p = F/A = 1883.52 / 24 = 78.48 \text{ N/m}^2$$

$$h = E/F = 3767.04 / 1883.52 = 2 \text{ m}$$

$$ph = 78.48 * 2 = 157 = E/A = 3767.04 / 24 = 157 \text{ J/m}^2$$

Conclusion: Energy is directly proportional to Pressure

Energy and pressure are having direct relation; and indicating stored time. Power and ‘change in pressure / change in time’ are having direct relation and indicating running time or live time running process.

Based on the energy level the system’s properties are varying. Here I have considered the system’s change in energy due to change in time (power) is constant under transformation. The Energy and power both must be available in the system for processing through time running process. Because $t = E/P$. Therefore, we can bring the mechanical energy’s system under energy with power transformation condition as said above.

In electricity, we can consider force due to attraction / repulsion. Here, the electricity potential energy with power transformation principles is clarified by using mechanical pictorial representation. i.e., $R \propto V$ and $I \propto \frac{1}{R}$ under energy with power transformation process.

Where ever energy is there, there should have power for transformation to drive the time; no transformation system can exist if we remove the force in the above said derived system. Force is essential to do transformation and the following analysis is to know the relations and importance of Force in the transformation systems.

The power is constant within the system under transformation in each and every energy level. And $\{ \{ \text{Force/area} = p \propto \text{Energy} = E; \text{Force} \times \text{time} = J \propto \text{Transformed Energy} = E_{\text{Trans}} \} \}$ and $\{ (\frac{\Delta \text{pressure}}{\Delta \text{time}}) \propto (\frac{\Delta \text{Energy}}{\Delta \text{time}}); \text{Force} = F = mg \propto \text{Power} = P = \frac{\Delta E}{\Delta t} \}$ both are relative components in the system of nature under transformation process. Therefore “wherever Force is there, there shall/ should have energy transformation process (power) (time running process)” and the time cannot run if there is no transformation of energy with power from one to another form.

Note: Resistance is indication of life time of the energy.

$$t \propto R \quad \dots \dots (20) \quad (R = V/I)$$

$$t \propto \frac{1}{I} \quad \dots \dots (20a)$$

$$t \propto V \quad \dots \dots (20b) \quad (t = \text{life time})$$

$$(20a) + (9) = VI t = \text{Energy} = \text{Constant under transformation}$$

$$(20b) + (9) = VI/t = \text{power} = \text{Constant under transformation}$$

Note: Remember all the relative equations are derived from the base equations of “Resistance is directly proportional to Voltage and inversely proportional to ampere.” The resistance is very important to control the power and declare the time period between the forms. Dividing process is loss to the added structure but the dividing process is resulting work done to do anything. We cannot do anything without dividing processes but deceleration of Dividing process can increase the life time of the transformation system and which is possible by reducing the consumption rate (for work done).

If we consider \Rightarrow = live time running process; then, $VI t$ of source/ VI of load = life time = t . If we consider Ampere as number of members or energies then the structure must be like as shown in following. And we have to link this with Newton’s 3rd Law to relate with transformation processes for further deep analysis.

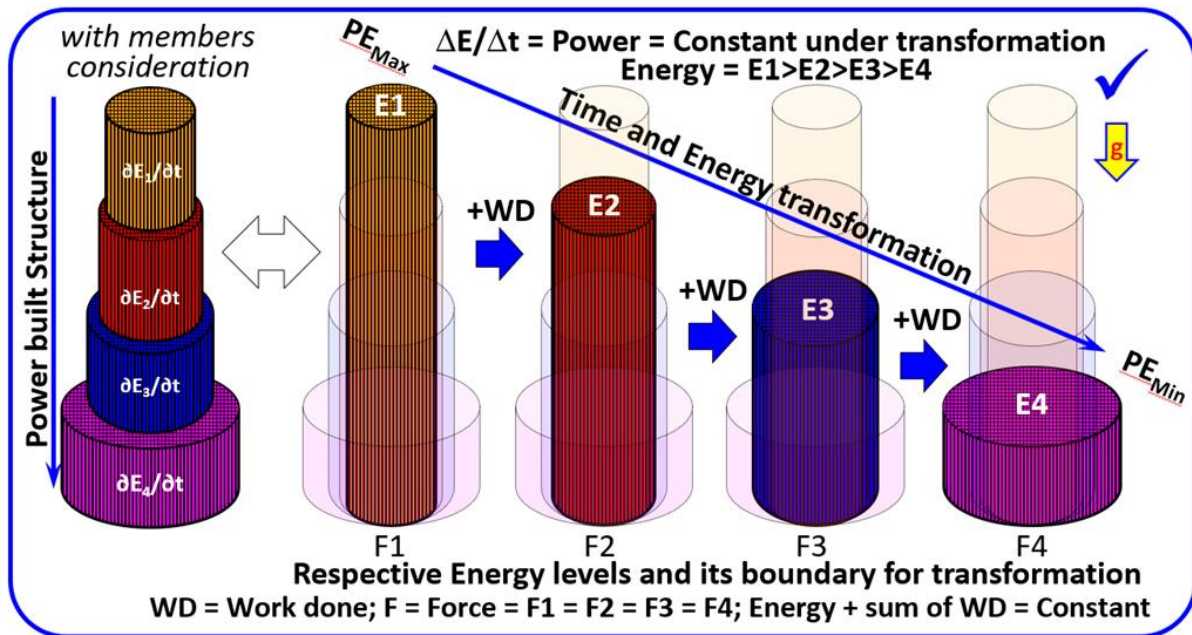


Fig. 2.6e Energy built structure with members (I) consideration under transformation for linking with Force/Area (for better understanding)

Without force the energy transformation cannot happen. Note: if we consider number of members (I) then, the cumulative force on the datum line is constant but intensity is vary based on the energy levels as I said in the above diagram and for calculation refer the **table 2.6a**. So that, the system itself is transforming form one big potential member into many low potential members and resulting work done (force/area \propto energy) under conversion process. The force (mass acceleration) is essential to do energy with power transformation. i.e., due to force, one form of energy with power is transforming into another form of energy with power through power. Example: Doing anything = Work Done. The energy transformation*is required to do anything.

* Where ever the force is there, there should have power for transformation.

Now go to **figure 2.1i**: we can change the mechanical conversion process between series and parallel like as electricity transformation principles as discussed above.

Example: consider a vertical mountain is transforming itself due to gravity and causing time running process.

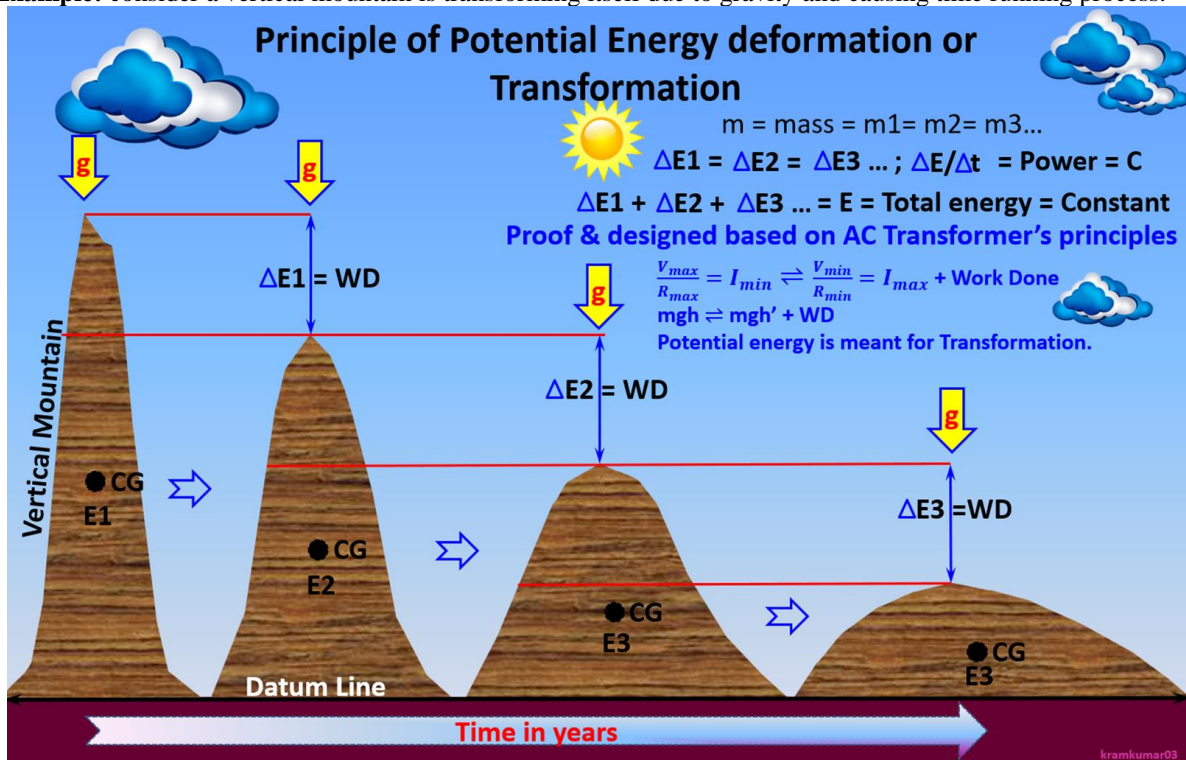


Fig. 2.6f Vertical mountain deformation structure (step by step $\Delta E/\Delta t$)

Here, I have considered AC transformer's principles for deriving equivalent mechanical principles. As per the above table, we can use same electricity principles for analyzing mechanical energy with power transformation. i.e., $\frac{1}{2}VI\Delta t = mgh$; Δmgh due to $\Delta t = \text{Power} = VI$ (PE is transforming into KE due to time running process (dividing), since the gravity force is playing major role.) The following is 'change in Energy/ change in time' combined 'change in Force/Area' is shown for better understanding. Transformation (via power) process with respect to running of time is as shown in following pictorial representation. - analyzed by using Algodoo.

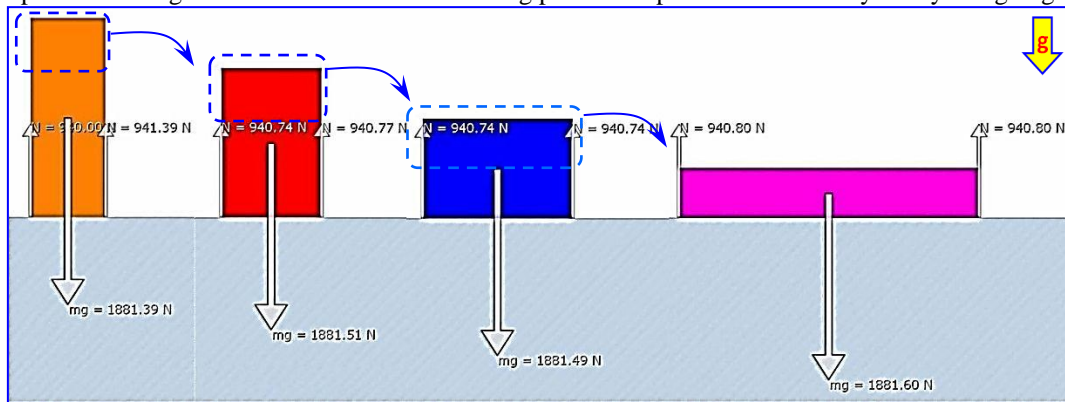


Fig. 2.6g $\Delta E/\Delta t \propto \Delta p/\Delta t$ relative transformation structure under Newton's 3rd Law (in gravity place)

Like, high head water (higher potential)→low head water (lower potential) +KE or Work Done;

Top mass is deforming to next level, the power is constant in all levels like AC Transformer (Designed based on AC transformer's principles). Total Force of Each level is constant and balanced with Newton's 3rd Law. i.e., Force/area and Energy both are having direct relation in transformation system; $\Delta p/\Delta t$ and power ($\Delta E/\Delta t$) are having direct relation under transformation.

2.6.1 Explanation of Time storage and Time running process by using water Energy cycle:

Energy (time storage) and power (live or running time) both are essential to drive the time. Here, the system of energy with power under transformation is explained to understand the importance of time and its natural properties (stored time in energy is running through power as live time running process).

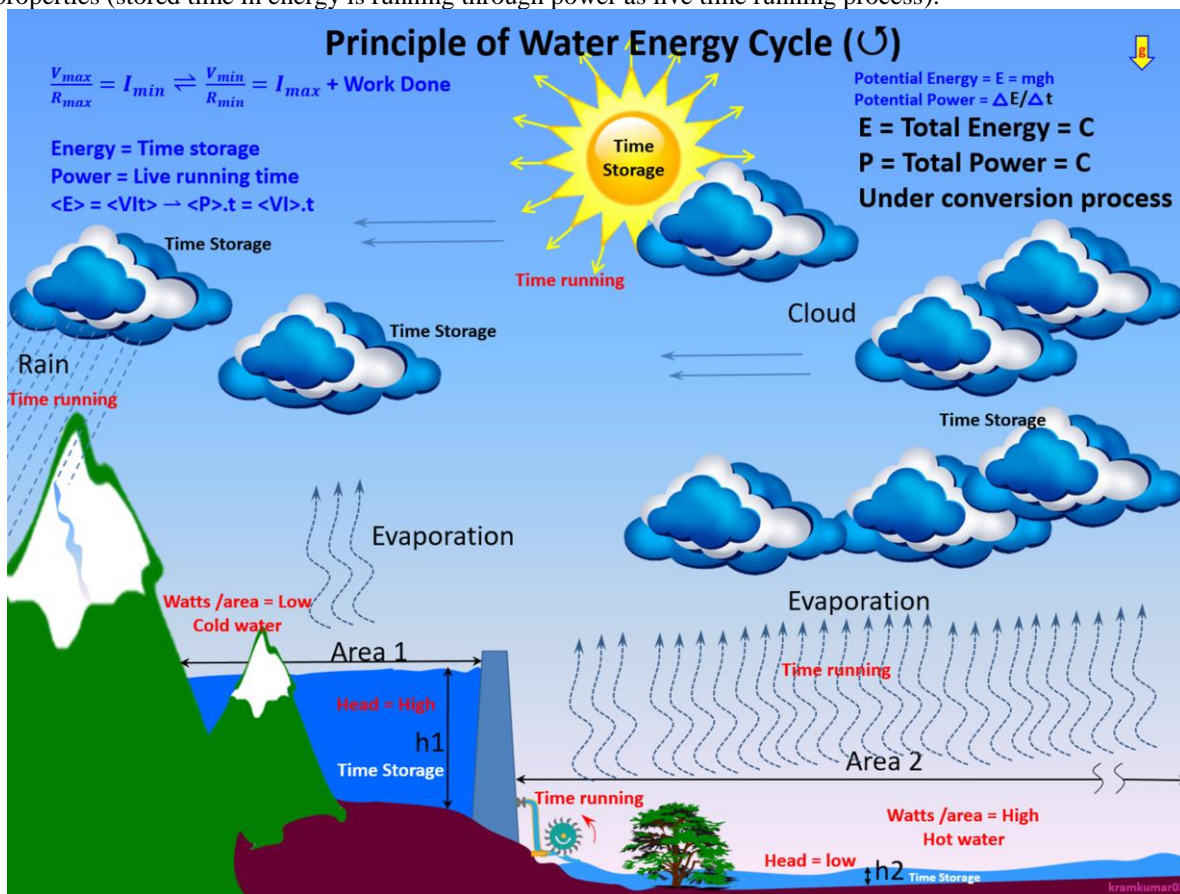


Fig. 2.6.1a Water energy cycling process under transformation (as per time running & storing)

Above diagram is designed based on electricity transformation principles. We could understand that, the Force is essential to do transformation (power). Energy-pressure and Power-‘change in pressure/ change in time’ are having direct relational characteristic properties under transformation process. Therefore we can use Newton’s 3rd law (+F = -F) for analyzing Energy built structures under transformation; here active Force is opposite to reactive force (concurrent). Transformation of energy with power from Series to Parallel is resulting work done. i.e., time storage in the form of energy & live time running process in the form of power is driving the time under dividing process and resulting work done.

If we consider both positive and negative polarities are in electricity then the structure must be like “One is opposite to another” as per Newton’s 3rd law. To confirm that, the energy with power transformation structure is analyzed by Newton’s 3rd law of force. This will help us to understand relation between Force and Power.

Following is analysis by using Newton’s 3rd Law on energy with power transformation system to relate Energy – Pressure and Force – Power. The following mathematical principles (equations) are derived by using analysis on collision of masses refer 2.6.4 for further clarification. (acceleration = a and velocity = v are unique)

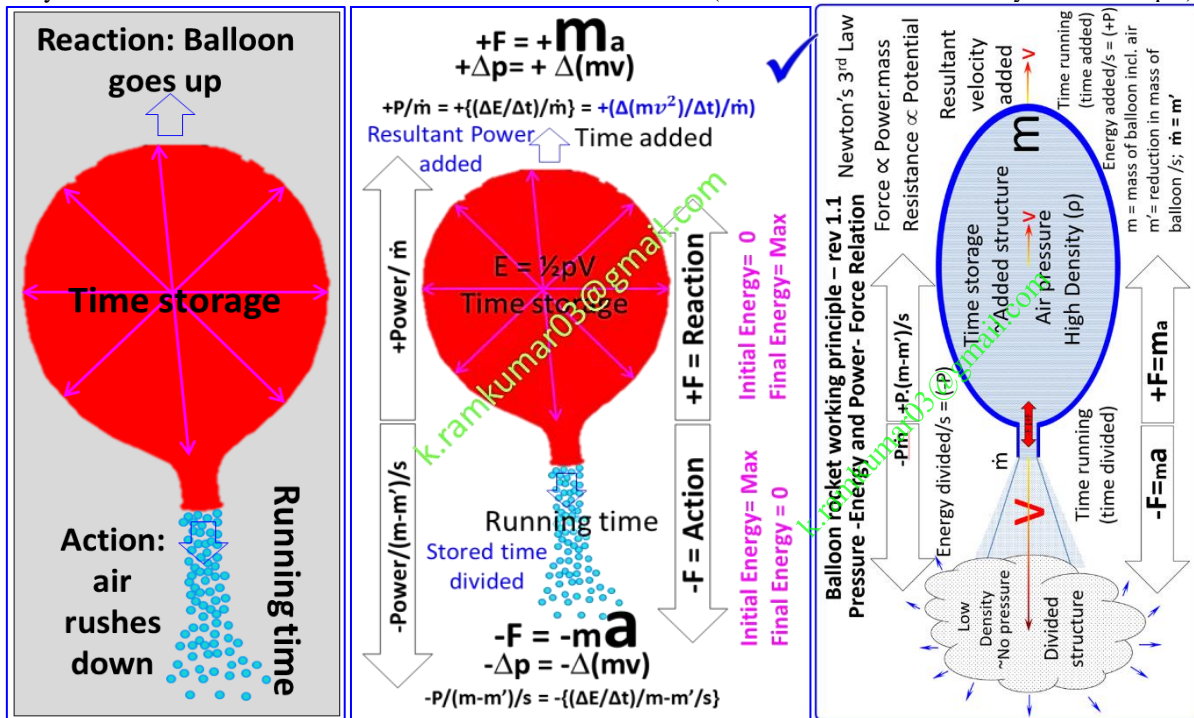


Fig. 2.6.1b Power (energy transformation) - Force direct relation analysis by using Newton’s 3rd Law
 The transformation process is: Compressed energy is divided through nozzle and resulting KE. Here the principles of energy transformation in balloon are equal to the collision principles of masses. Refer collision of balanced and unbalanced masses for further clarification. Refer 2.6.4.

Force: Action = -F = Reaction = +F; Change in Momentum: $-\Delta p = +\Delta p$;
 Force (F) is directly proportional or = to change in momentum (Δp);
 $\{-P \cdot (m-m')/s = +P \cdot \dot{m}\}$ and is directly proportional to Force $\{-F = +F\}$ for uneven masses ($m_1 \neq m_2$);
 $P/m = \text{Power/mass}$: $\{-\text{Active Power}/(m-m')/s = +\text{Reactive Power}/\dot{m}\}$;
 $m-m'/s = ((\text{mass of balloon}) - (\text{reduction in mass of balloon/s}))$;
 Force, change in momentum and power are having direct relational properties.

But $\{-P = +P\}$ is not proportional to Force $\{-F = +F\}$ for uneven masses ($m_1 \neq m_2$) ... refer **table 2.6.4b**.
 But, The Force is required to do transformation. Without force the transformation cannot happen. And in even masses ($m_1 = m_2$); the Force $(+F = -F)$ is directly proportional to Power $(+P = -P)$... refer **table 2.6.4a**.

Transformed Energy = $\sum \frac{\Delta E}{\Delta t}$ or $\frac{1}{2} \frac{\Delta E}{\Delta t} * t$ and Force is reason for energy transformation.

$E_R = \text{Resistive Energy} = \text{energy loss due to friction / air resistance / resistance due to gravity}$;

$E_{pr} = \text{Pressure Energy} = \sim \frac{1}{2} pV$; KE = Kinetic Energy = $\frac{1}{2} mv^2$;

Energy transformation from pressure energy to KE = $E = \sim \frac{1}{2} pV \rightarrow \sim (\frac{1}{2} \dot{m}v^2)t = \sim (\frac{1}{2} P)t = \sim \frac{1}{2} mv^2 = \sum \Delta E/\Delta t$;

if $m_1 = m_2$, then Power is directly proportional to Force. **Ref. Fig 2.6.4a, b** for further clarification.
 Therefore, Force and Power are having direct relational properties if the opposite mass values are same; i.e., Power is directly proportional to Force. If not same, $P_1 m_2 = P_2 m_1$ and is directly proportional to Force $+F = -F$, Hence, we can /could use Newton’s 3rd law for analyzing energy under transformation system.

2.6.2 Concurrent Energy with Power under Transformation:




Fig. 2.6.2a Rocket Collision and its Transformation process

Internal Pressure energy is divided at outside through Nozzle due to Potential difference and resulting external Resultant KE (reactive). $F = ma$; acceleration (a): is having direct relation with Power (P) and Force (F); Resultant velocity (v): is having direct relation with Kinetic Energy (KE) and Momentum (p); Pressure is having direct relation with Energy and $\Delta p/\Delta t$ is having direct relation with Power; 'Power.time' is called as Transformed Energy. Hence, Life time = $t = \text{Energy} / \text{Power}$.

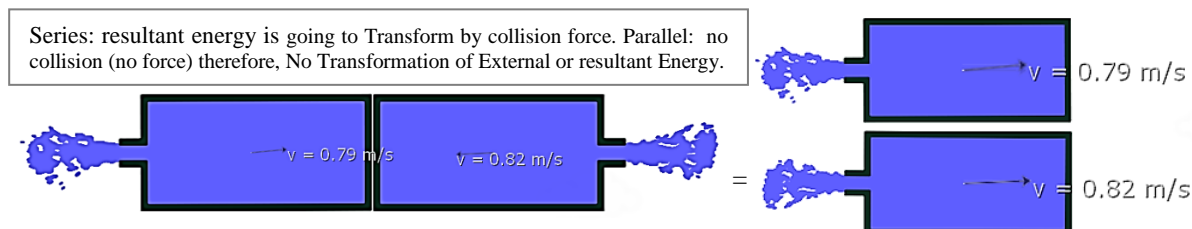


Fig. 2.6.2b Power - Force and Energy - velocity (speed) direct relation under transformation (\Leftrightarrow)

Collision (Power-Force relation) $\langle +F=F_1=-F \rangle$ Vs $\langle +F=F_2=-F \rangle$; No Force is Involved = No Collision

* Internal pressure energy is transforming into KE through nozzle and that transformation process is resulting External KE or resultant KE; compressed concurrent Force(s) inside the system is divided during the transformation process through nozzle; which is causing or resulting external factors such as velocity. i.e., internal pressure Energy \rightarrow KE + resulting External KE;

* While collision the external KE is transforming into external Power.time (dividing process = sparks or flame, broken pieces, etc...)

* in series (collision) (both internal and external velocities are in concurrent) internal as well as external energy is transforming into Power.time (is called as transformed energy) (force involved)).

* In parallel the internal Pressure energy (compressed concurrent forces) is transforming into KE and resulting external KE; and resultant energies are not in concurrent (force is not involved), therefore without force the external energy cannot be transformed into Power.time (dividing process such as heat radiation, fire, sparks, increase in number of members, explode, etc). Therefore, life time (t) is depending on Energy and energy transformation (live time running process = transformation) (\Leftrightarrow) is depending on power.

Before collision the system's velocity = $v = +v - (-v)$ in $m/s = +0.79 - (-0.82) = 1.61 m/s$ (concurrent value)

After collision the system's velocity = $v = +v - (-v)$ in $m/s = +0.09 - (-0.08) = 0.17 m/s$

Therefore the system's acceleration at the time of collision = $a = 1.61 - (0.17) = 1.44 m/s^2$

Force (Concurrent) = $+F$ Vs $-F = (+F) - (-F)$ (add the accelerations in concurrent collision) i.e., difference = $(+a) - (-a)$; example (acceleration for collision) : $+5 - (-5) = 10 m/s^2$

Concurrent External Power = Live External energy transformation = $P_s = F \cdot \Delta v$

Transformed Energy = $E_{Trans.} = P_{avg} \cdot \text{time}$

Therefore, Kinetic energy is directly proportional to Velocity and Power is directly proportional to force or acceleration.

Without Force, the energy with power transformation process cannot be happened.

Energy with Power transformation (adding and dividing processes (two differences are only possible within the system boundary)) is driving the time; therefore, where ever force is there, there should have energy with power transformation Process. Energy and Power are essential to drive the time (to perform work done) through energy with power adding and dividing processes. Both +ve and -ve values (potentials) are in concurrent under transformation. Both are essential system's relative components to drive the time.

Therefore, transformed Energy is directly proportional to average Force x time = $J = Ft$.

Note: we must look into the general principles of system for better understanding. Common principles in everything are same in all the creatures. We must eliminate unwanted (unnecessary = wrong interpretations) differences among them to understand the system and its transformation processes.

Note: Magnet, diode, battery, Capacitor's polarities are opposite to one another. In capacitor, storage is takes place in-between the parallel plates (opposite plates) and resistance between the parallel plates is designed based on directly proportional to Voltage to make storage. Stored energy is ready to transform further through time running process. That is, while charging the capacitor is acting as load (VI.t) and after charging it is acting as source (VI.t). (Is indicating loop structure = energy with power structure).

2.6.3 Mechanical and Electricity systems with Newton’s 3rd Law - used for analysis to build balanced energy with power structure under transformation in 3D view: Here Mechanical and Electricity system properties are analyzed by using Newton’s 3rd law to build balanced structure.

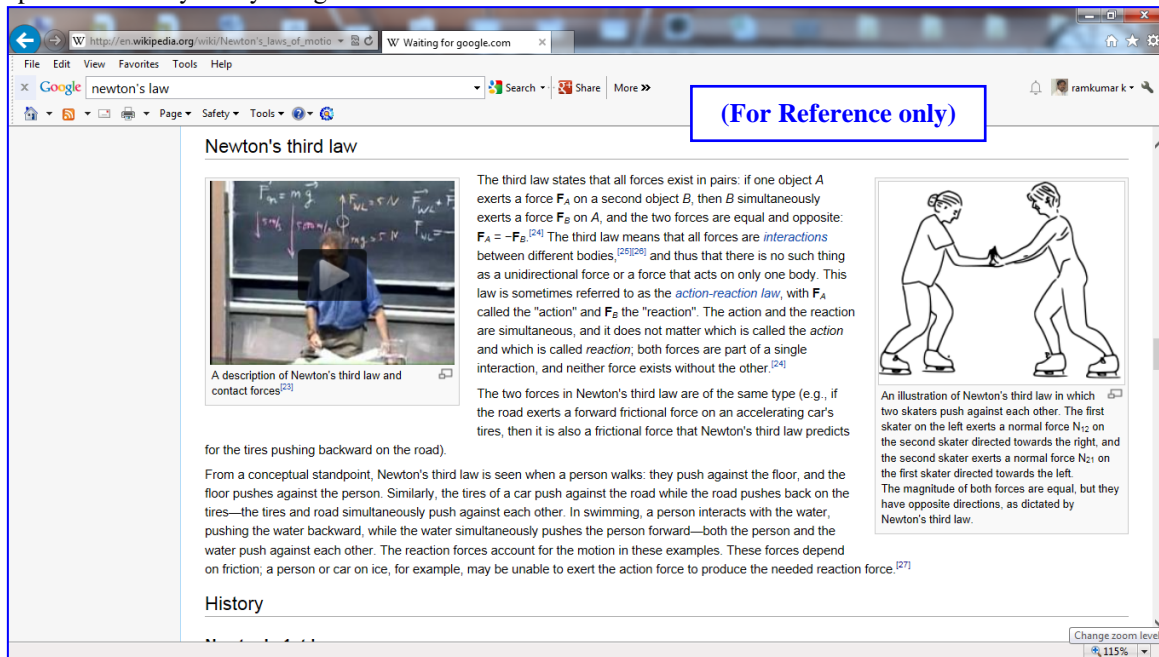


Fig. 2.6.3a Newton’s 3rd Law is taken from Wikipedia as Reference [13]

Note: Force (N) or mass (kg) value is not varying based on mechanical combinations (series and Parallel combinations). Newton’s 3rd law is analyzing action and reaction of Force. Electricity’s energy with power value is also not varying based on combinations as said above. Power and Force are having direct relation (Power-Force). Attraction and repulsion Forces are available in electricity; therefore, we can use / consider Newton’s 3rd law for analyzing electricity.

Newton’s 3rd Law states that “For every action there is an equal and opposite reaction. i.e., All forces exist in pairs, and the magnitude of both forces are equal, but they have opposite directions”. The action (positive) and the reaction (negative) are simultaneous, and it does not matter which is called the *action* and which is called *reaction*; both forces are part of a single interaction, and neither force exists without the other. – Wikipedia [13]

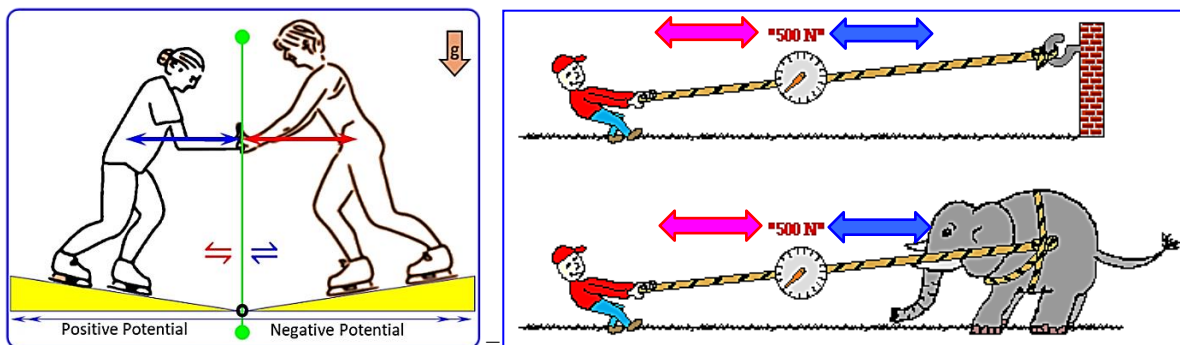


Fig. 2.6.3b Newton’s 3rd Law (+F = -F) (Inference: Energy paid/sec is ∝ Force)

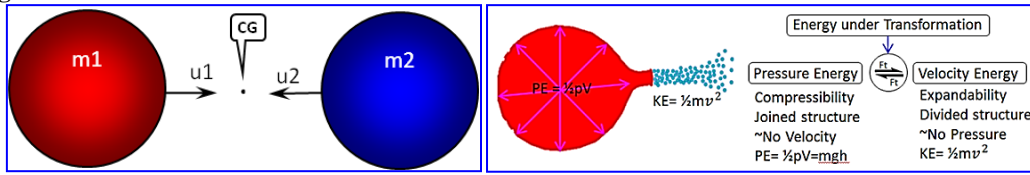
$$+F_2 = -F_1 \quad \lll\lll +Ve \ggg \ggg \text{Neutral Value} \lll\lll -Ve \ggg \ggg \text{or}$$

$$-F_2 = +F_1 \quad \lll\lll -Ve \ggg \ggg \text{Neutral Value} \lll\lll +Ve \ggg \ggg$$

As per Newton’s 3rd Law: 100% Neutral Value (balanced value) = (50% +Ve) + (50% -Ve). (Refer **table: 2.6.4a**: acceleration is calculated by adding both opposite **concurrent** values). i.e., potential difference = +ve – (–ve). In electricity, the voltage is value. therefore, potential difference is $V_{\text{neutral}} = (V_{+ve}) - (V_{-ve})$. We could add the voltages in series connection (concurrent connection = attraction process). The voltage (potential difference) is added while connecting the terminals + and – and considered as voltage addition process (ex. +5V – (–5V) = 10V). This consideration is must to mingle both electricity and mechanical principles. This is analysis on mechanism of electricity, proper interpretation is very important to take prompt decision. Without Newton’s 3rd law, we cannot go ahead for analyzing electricity transformation process. We can do reverse analysis to make confirmation on the considerations as said above.

2.6.4 Force-Power deep analysis under Transformation by using Newton’s 3rd Law:

Consider two same mass and same energy sphere are impacting; and after impact the velocity is 0 or moving with some equal opposite velocity; then “one is mirror to another”; the force is same between the two masses while impacting and also the power or energy loss or change in energy per change in time is also same between the masses. Neutral area or system’s CG is acting as mirror. **Neutral point between concurrent forces is acting as mirror.**



<<<<+Ve>>>><<<<neutral Value>>>><<<<-Ve>>>>

Fig. 2.6.4a Collision of masses (impacting) and its transformation and PE ⇌ KE

$E_1 = E_2 = \frac{1}{2} m v^2$; $E = \text{Total Energy} = \langle +ve E_1 \rangle + \langle -ve E_2 \rangle = \text{Neutral value as a system} = E_1 + E_2$; While impacting $(-F_1) + (+F_2) = F_{\text{Neutral}}$ (we can add opposite (concurrent) forces for measuring potential difference)

That is $\{E_1 + E_2 = \text{Total KE (high KE)} \rightarrow 0 + \text{low KE} + \text{WD}\}$; (0= neutral without potential); While impacting the total system’s energy or partial amount of energy is transforming into heat energy (power = dividing process). Therefore, the current system’s energy is reduced by force. Reduced or Transformed energy due to change in time is called Power ($\Delta E / \Delta t = P$); since, total energy is constant within the system boundary as per Law of conservation of energy. And consider two different energy bars (having same mass value) are impacting (collision) as shown in below; the acting force is same over the two energies while impacting, then force and change in energy (power) because of collision between the two energies are having direct relation. i.e., where ever Force is there, there should have Energy Transformation process as Power or through Power.

Note: Neutral point is acting as mirror between them with respect to Force & Power (Force-Power). And Energy transformation (via power) is takes place during impacting of opposite Forces. Therefore, wherever Force is there, there shall/ should have energy transformation (Power) to drive the time.

Collision of even masses is analyzed as shown in the following diagrams. Impact area is same for considering intensity to determine direct relation between Force and Power. This will help us to analysis the series and parallel circuits under transformation.

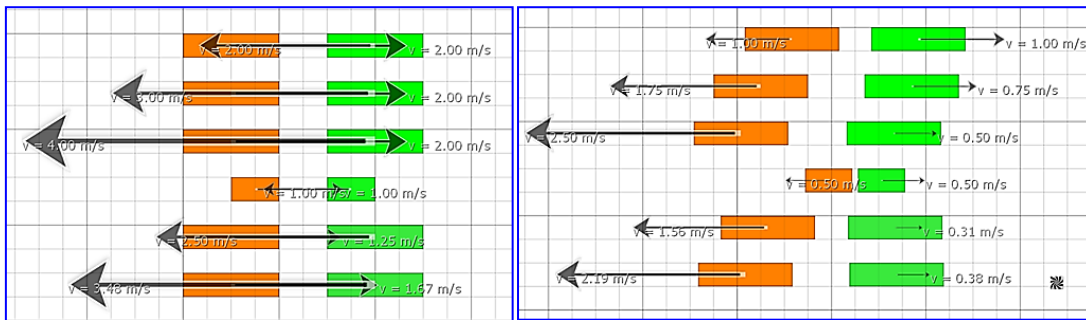


Fig. 2.6.4b Before and After collision of even masses (Power is ∝ Force)

In the above said diagrams, Force and Power of the even masses are having direct relation during collision; i.e., $\{+Force = -Force\}$ and also $\{+Power = -Power\}$ as per Newton’s 3rd Law (i.e., $P \propto F$). I have used Algodoo [14] for analysis and considered constant area condition for impacting to determine a member’s transformation principles. (Note: Gravity force is not considered here)

Even masses	Before	Collision	After	Δv	$(\Delta v) / (\Delta t)$	$\Delta E (P_{act})$	$F_{Th} = ma$	Constant	$\Delta p = p_1 - p_2$	$P_{Th} = P^*6$	$P = P_{act}$	ratio (m=1/P)	Logic	Logic							
	mass = C ($m_1 = m_2$)	$p_1 = mu$	$KE_1 = \frac{1}{2} mu^2$	$p_2 = mv$	$KE_2 = \frac{1}{2} mv^2$	$KE_1 - KE_2 = P$	ma	F_{Act}/ma	$mu - mv$	$P_{Th} = F_{Th} * \Delta v$	$P_{Act} = P_{Th}/6$	m_1/m_2	$P_1 m_1 = P_2 m_2 \propto F$	$P_1/m_1 = P_2/m_2$							
1	m1 0.03	2.00	0.06	0.06	9.38	-1.00	-0.03	0.02	3.00	3.00	0.05	0.10	97.71	0.10	0.29	0.05	1	1	0.0015	1.5	1.5
	m2 0.03	-2.00	-0.06	0.06	-9.38	1.00	0.03	0.02	-3.00	-3.00	0.05	-0.10	97.71	-0.10	0.29	0.05	1	1	0.0015	1.5	1.5
2	m1 0.03	2.00	0.06	0.06	11.72	-1.75	-0.06	0.05	3.75	3.75	0.12	0.12	97.67	0.12	0.45	0.08	1	1	0.0024	2.3	2.3
	m2 0.03	-3.00	-0.10	0.14	-11.72	0.75	0.02	0.01	-3.75	-3.75	0.14	-0.12	97.67	-0.12	0.45	0.08	1	1	0.0024	2.3	2.3
3	m1 0.03	2.00	0.06	0.06	14.06	-2.50	-0.08	0.10	4.50	4.50	0.14	0.14	97.64	0.14	0.65	0.11	1	1	0.0035	3.4	3.4
	m2 0.03	-4.00	-0.13	0.26	-14.06	0.50	0.02	0.00	-4.50	-4.50	0.25	-0.14	97.64	-0.14	0.65	0.11	1	1	0.0035	3.4	3.4
4	m1 0.02	1.00	0.02	0.01	2.34	-0.50	-0.01	0.00	1.50	1.50	0.01	0.02	97.50	0.02	0.04	0.01	1	1	0.0001	0.4	0.4
	m2 0.02	-1.00	-0.02	0.01	-2.34	0.50	0.01	0.00	-1.50	-1.50	0.01	-0.02	97.50	-0.02	0.04	0.01	1	1	0.0001	0.4	0.4
5	m1 0.03	1.25	0.04	0.03	8.79	-1.56	-0.05	0.04	2.81	2.81	0.01	0.09	97.75	0.09	0.25	0.04	1	1	0.0013	1.3	1.3
	m2 0.03	-2.50	-0.08	0.10	-8.79	0.31	0.01	0.00	-2.81	-2.81	0.10	-0.09	97.75	-0.09	0.25	0.04	1	1	0.0013	1.3	1.3
6	m1 0.03	1.67	0.05	0.04	12.07	-2.19	-0.07	0.08	3.86	3.86	0.03	0.12	97.72	0.12	0.48	0.08	1	1	0.0025	2.5	2.5
	m2 0.03	-3.48	-0.11	0.19	-12.07	0.38	0.01	0.00	-3.86	-3.86	0.19	-0.12	97.72	-0.12	0.48	0.08	1	1	0.0025	2.5	2.5

Power ($\Delta E / \Delta t$) is Directly proportional to Force; $\Delta t = 1 \text{ unit} = \text{time taken for Collision from start to end}$, Collision Area = Constant (no. of members* considered)

p = momentum; m=mass; u,v=velocity; F=Force, a=(Δv)/(Δt)=acceleration; P=Power; KE= Kinetic Energy; $P_1 m_1 = P_2 m_2 \propto F$; if $m_1 = m_2$, then $P_1 = P_2 \propto F$

Table 2.6.4a Collision of even masses and its energy transformation (Power is ∝ Force)

(Before KE – After KE)/Δt = ΔE/Δt = P; but the direct values are consist uneven balance between the masses due to energy transformation from one mass to another mass. This is balanced by systematic approach (opposite concurrent values are added (+u – (-v) = a) like Voltage addition process) as explained below.

- ⇒ Δt has total impacting (collision) time from start to end and considered as one unit.
- ⇒ From that, Change in velocity due to change in time is calculated (a = +u – (-v)).
- ⇒ Theoretical Force (F_{th} = ma) calculated based on above condition.
- ⇒ Power (P) = F_{th} × Δv calculated and got balanced Power value like Force; This is Right method.

Note: In even masses, the Power is same in both the masses while impacting and found that the Power is directly proportional to Force. i.e., (+P = -P) ∝ (+F = -F) ∝ {(+Δp/Δt) = (-Δp/Δt)}

- Power ∝ Force ∝ ΔMomentum
- {+P = -P} ∝ {+F = -F} ∝ {-Δp = +Δp} (P0)
- P = F * Δv * Constant (P1)
- Therefore, Transformed Energy ∝ Ft (P3)

Same way analysis is done for uneven masses as shown in below and found that, the Power is not directly proportional to force; but confirmed that P₁m₁ = P₂m₂ ∝ F, i.e., Power.mass is directly proportional to Force. (Force-Power: both are direct relative components. We must talk about the both at the same time.

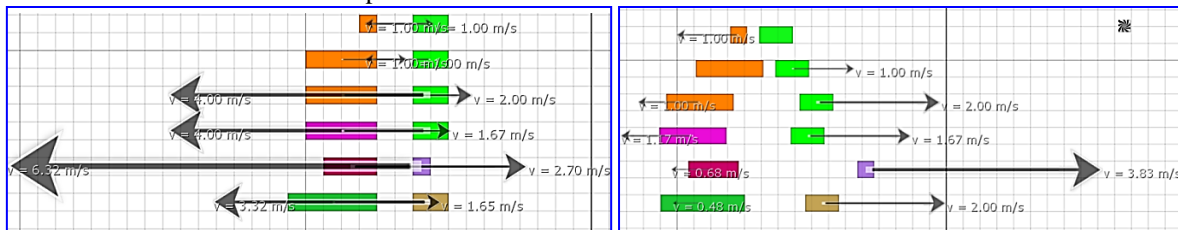


Fig. 2.6.4c Before and after collision of uneven masses (Power is not proportional to Force); (P₁m₁ = P₂m₂ ∝ F)

In the above diagram, two uneven masses are impacting at constant area condition and energy Transformation properties are calculated as shown in below. (Note: Gravity force is not considered here)

uneven masses	Before		Collision		After		Δv	(Δv)/(Δt)	ΔE (P _{act})	F _{th} = ma	Constant	Δp = p ₁ - p ₂	P _{th} = P * 6	P = P _{act}	ratio (m=1/P)		Logic	Logic				
	mass # C (m ₁ ≠ m ₂)	u	p ₁ = mu	KE ₁ = ½mu ²	F _{act}	v									p ₂ = mv	KE ₂ = ½mv ²			u-v	a	KE ₁ - KE ₂ = P	ma
1	m1	0.01	1.00	0.01	0.00	1.56	-0.75	-0.01	0.00	1.75	1.75	0.01	0.014	111.4	0.014	0.02	0.004	0.5	0.5	0.00003	0.3	0.3
	m2	0.02	-0.75	-0.01	0.00	-1.56	0.13	0.00	0.00	-0.88	-0.88	0.00	-0.014	111.4	-0.014	0.01	0.002			0.00003		
2	m1	0.03	1.00	0.03	0.02	3.12	0.00	0.00	0.00	1.00	1.00	0.02	0.032	97.5	0.032	0.03	0.005	2.0	2.0	0.00017	0.3	0.3
	m2	0.02	-1.00	-0.02	0.01	-3.12	1.00	0.02	0.01	-2.00	-2.00	0.00	-0.032	97.5	-0.032	0.06	0.011			0.00017		
3	m1	0.03	2.00	0.06	0.06	9.38	-1.00	-0.03	0.02	3.00	3.00	0.05	0.096	97.7	0.096	0.29	0.048	2.0	2.0	0.00154	3.0	3.0
	m2	0.02	-4.00	-0.06	0.13	-9.38	2.00	0.03	0.03	-6.00	-6.00	0.10	-0.096	97.7	-0.096	0.58	0.096			0.00154		
4	m1	0.03	1.67	0.05	0.04	8.86	-1.17	-0.04	0.02	2.84	2.84	0.02	0.089	100.0	0.089	0.25	0.042	2.0	2.0	0.00131	2.7	2.7
	m2	0.02	-4.00	-0.06	0.13	-8.86	1.67	0.03	0.02	-5.67	-5.67	0.10	-0.089	100.0	-0.089	0.50	0.084			0.00131		
5	m1	0.02	2.70	0.06	0.09	7.93	-0.68	-0.02	0.01	3.38	3.38	0.08	0.079	100.0	0.079	0.27	0.045	3.0	3.0	0.00105	5.7	5.7
	m2	0.01	-6.32	-0.05	0.16	-7.93	3.83	0.03	0.06	-10.15	-10.15	0.10	-0.079	100.0	-0.079	0.80	0.134			0.00105		
6	m1	0.04	1.65	0.06	0.05	8.32	-0.48	-0.02	0.00	2.13	2.13	0.05	0.083	100.0	0.083	0.18	0.030	2.5	2.5	0.00115	1.9	1.9
	m2	0.02	-3.32	-0.05	0.09	-8.32	2.01	0.03	0.03	-5.33	-5.33	0.05	-0.083	100.0	-0.083	0.44	0.074			0.00115		

Power (ΔE/Δt) is not Directly proportional to Force; Δt = 1 unit = time taken for collision from start to end, Collision Area = Constant (no. of members* considered)
 p = momentum; m=mass; u,v=velocity; F=Force, a=(Δv)/(Δt)=acceleration; P=Power; KE= Kinetic Energy; P₁m₁ = P₂m₂ is directly proportional to Force

Table 2.6.4b Collision of uneven masses and its transformation (Power is not ∝ Force); (P₁m₁ = P₂m₂ ∝ F)

The energy is transferred from one mass into another mass while impacting and certain amount of energy is transformed or loosed as power by the masses because of Forces. In uneven masses, the Power is not directly proportional to Force; but P₁m₁ = P₂m₂ is directly proportional to Force. (i.e., Power.mass is directly proportional to Force. Therefore, the Force and Power are having (∝) direct relation.) And also {m₁/m₂ = P₂/P₁}.

- m₁/m₂ = P₂/P₁ and P₁/m₂ = P₂/m₁ (P4)
- Force is required to do transformation (P5)
- P₁m₁ = P₂m₂ ∝ F (i.e., {+P₁m₁ = -P₂m₂} ∝ {+F = -F}) (P6)
- Therefore, Force and Power are direct relative components (P7)

Both even and uneven masses collision principles are compared as below. (Confirming Force-Power relation)

Sl. no	Description	Even masses (m ₁ = m ₂)	Uneven masses (m ₁ ≠ m ₂)
01	Force-Power Relation	{+P = -P} ∝ {+F = -F}	{+P ₁ .m ₁ = -P ₂ .m ₂ } ∝ {+F = -F}
02	acceleration (a)	a = +u - (-v)	a = +u - (-v)
03	Energy	Sum of energies + WD = Constant (here WD = Power)	Sum of energies + WD = Constant (here WD = Power)
04	Power	{+P ₁ = -P ₂ }	{+P ₁ m ₁ = -P ₂ m ₂ }

Table 2.6.4c Comparison statement between collision of even and uneven masses

Same way collision principles between series and parallel masses are analyzed and found {+P = -P} ∝ {+F = -F}.



Fig. 2.6.4d “one is mirror to another”-Series to parallel transformation system under collision

Here, constant velocity condition is considered for all to meet with the principles of series, parallel combination of electricity. If we consider Force, then we must talk about Power (energy loss (transformation) due to force); if we consider power, then we must talk about intensity (power / area; force / area). if we consider intensity, then we must talk about energy and its transformation due to Force.time within the system. The energy level is depending up on the pressure intensity.

		Before	E	Hitting	After	E	Member	Δv	a	$F_{th} = ma$	Constant	$\Delta p = p_1 - p_2$	P_{th}	$P = P^*1$	P/A	ratio	Logic	Logic	Logic						
mass=C	u	$p_1 = \mu u$	$0.5mv^2$	F_{act}	F/A	v	$p_2 = mv$	$0.5mv^2$	A	A/A	Δv	$\frac{(\Delta v)}{(\Delta t)}$	$\frac{m(\Delta v)}{(\Delta t)}$	$\frac{F_{act}}{F_{th}}$	$\mu u - mv$	$P_{th} = F_{th} \cdot \Delta v$	$\frac{P_{act}}{P_{th}}$	$\frac{P_{act}}{A}$	$\frac{m_1}{m_2}$	$\frac{P_2}{P_1}$	$\frac{P_1 m_2}{P_2 m_1}$	$\frac{P_1 m_2}{P_2 m_1}$	$\frac{F}{P=C}$		
1	m1	0.03	1.20	0.04	0.02	5.63	90.08	-0.60	-0.02	0.01	0.06	-1.80	1.80	0.06	100.09	-0.06	0.10	0.02	0.27	1.00	1.00	1.00	0.54	0.54	-3.3
	m2	0.03	-1.20	-0.04	0.02	-5.63	-90.08	0.60	0.02	0.01	0.06	-1.80	-1.80	-0.06	100.09	-0.06	0.10	0.02	0.27	1.00	1.00	1.00	0.54	0.54	-3.3
2	m1	0.03	1.20	0.04	0.02	5.63	67.83	-0.60	-0.02	0.01	0.08	-1.80	1.80	0.06	100.09	-0.06	0.10	0.02	0.20	1.00	1.00	1.00	0.54	0.54	-3.3
	m2	0.03	-1.20	-0.04	0.02	-5.63	-67.83	0.60	0.02	0.01	0.08	-1.80	-1.80	-0.06	100.09	-0.06	0.10	0.02	0.20	1.33	1.33	1.33	0.54	0.54	-3.3
3	m1	0.03	1.20	0.04	0.02	5.63	45.04	-0.60	-0.02	0.01	0.13	-1.80	1.80	0.06	100.09	-0.06	0.10	0.02	0.14	2.00	2.00	2.00	0.54	0.54	-3.3
	m2	0.03	-1.20	-0.04	0.02	-5.63	-45.04	0.60	0.02	0.01	0.13	-1.80	-1.80	-0.06	100.09	-0.06	0.10	0.02	0.14	2.00	2.00	2.00	0.54	0.54	-3.3
4	m1	0.03	1.20	0.04	0.02	5.63	22.52	-0.60	-0.02	0.01	0.25	-1.80	1.80	0.06	100.09	-0.06	0.10	0.02	0.07	4.00	4.00	4.00	0.54	0.54	-3.3
	m2	0.03	-1.20	-0.04	0.02	-5.63	-22.52	0.60	0.02	0.01	0.25	-1.80	-1.80	-0.06	100.09	-0.06	0.10	0.02	0.07	4.00	4.00	4.00	0.54	0.54	-3.3

Table 2.6.4d Collision of even masses under member’s deformation condition (Power \propto Force)

Power is directly proportional to Force and $P_1 m_1 = P_2 m_2$ is proportional to Force (P8)

Therefore, in even masses Power is directly proportional to Force and Transformed Energy is directly proportional to Force.time.

If we consider pressure intensity then Energy is directly proportional to Force / area = pressure. Further analysis is continued on energy with power transformation system by using even masses for considering $\{+P = -P \propto +F = -F\}$. Uneven masses collision’s principles are having some imbalance (between the collisions) due to difference in mass ratio, but $m_1/m_2 = P_2/P_1$ and also $P_1 m_1 = P_2 m_2 \propto F$. Therefore Power and Force are having direct relation under transformation and I am going to use even masses collision principles for further analysis.

2.6.5 Middle or Neutral point analysis between the concurrent forces by using Newton’s 3rd law and determination of Mechanical Resistance to Transformation ($R_{Mech.}$):

Point of Centre of gravity or center of attraction (neutral area) is acting as mirror between the both equal opposite forces of equal opposite masses. i.e., the middle point or neutral point between the relative opposite components of the system for transformation is acting as mirror between the both opposite values. In transformation system, all the values (potential) are exist in pairs and both are simultaneous (concurrent). Following is Series and parallel combinations of mechanical transformation system is derived by using Newton’s 3rd law to understand balance between the opposite potentials.

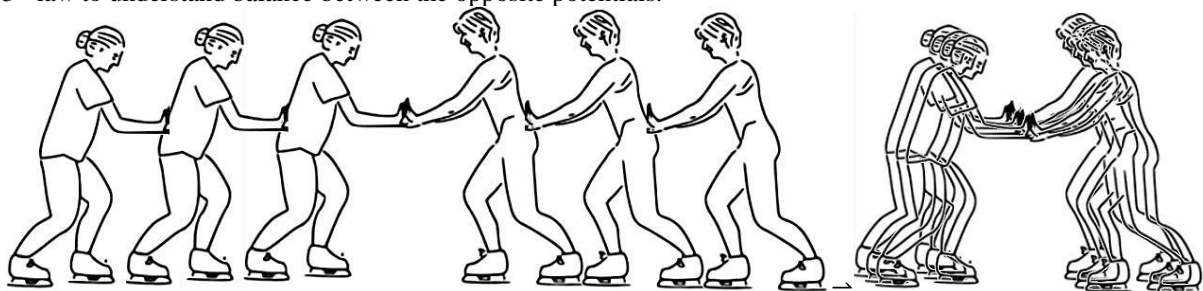


Fig. 2.6.5a Newton’s 3rd Law under Conversion Process
 “Series Combination (attraction process) \rightleftharpoons Parallel Combination (Repel process)”

Above said series parallel combination is derived under Newton's 3rd law and reviewed as shown in following to consider time running process within the transformation system based on above derivation. The following design is derived to consider attraction and repulsion inside the system under transformation process.

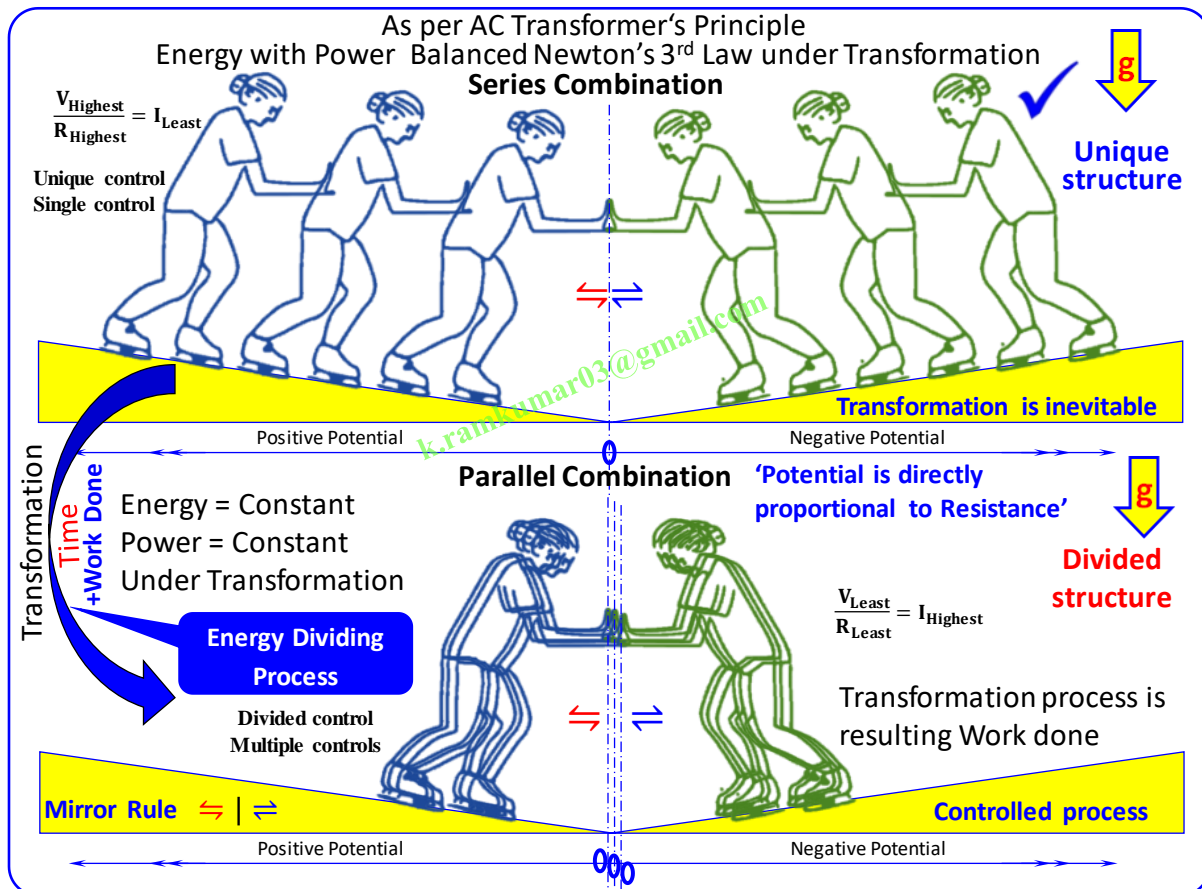


Fig. 2.6.5b energy transformation from series to parallel under time running condition (members considered)

Power is directly proportional to Force; i.e., $P \propto F$

Power : $\{+P_1 = -P_2\} \Rightarrow \{+\Delta E/\Delta t = -\Delta E/\Delta t\} \Rightarrow \{+F(\Delta v) = -F(\Delta v)\}$

Therefore : $\{Ft \propto E_{transformed}\} \Rightarrow \{+F.\Delta v.t = -F.\Delta v.t\}$ as per Newton's 3rd Law

$F_{Neutral} = (+F_1) - (-F_2) = \text{Neutral value} = \text{balanced Value (Example. } +1 - (-1) = 2)$

Any potential value (+Ve vs -Ve) (a form) takes certain time to transform themselves into ZERO (past form) + current form + work done (under energy with power dividing process) due to +ve and -ve actions and reactions; i.e., both +ve and -ve values are required to build a neutral value (potential) and transform themselves into Zero (past) + current form + Work done to drive the time wheel (parent child concept). Middle point is acting as mirror between the opposite concurrent values. Example: $\{one\ form \rightleftharpoons another\ form\}$ (\rightleftharpoons = time running process or work in progress);

Mechanical Force = $F_{series} = F_{parallel}$ under Transformation;

Energy is depending on the intensity, hence Force/Area = pressure \propto Energy = P.t;

Power is depending on change in Energy per change in time;

Electrical Resistance = $R = V/I$ in Ohms;

Equivalent Mechanical Resistance = $R_{mech.} = \{((\Delta \text{Energy}/ \Delta \text{time})/ \text{Member})/ \text{Total number of members}\}$ in Ohms (Refer: 2.2) (Note: this is not as per Ohms law = area constant)

$R_{mech.} = \text{Power per member}/ \text{Total number of members in Ohms}$ (if each member's area is same (here Ohm's law is not followed); but, the unit of measurement is Ohms only (will be clarified later).

Here, $V = \text{Power per member or each member} = (\Delta \text{Energy}/\Delta \text{time}) / \text{member}$;

$I = \text{number of members} = \sim \text{Area (A)}$;

$P = \Delta E/\Delta t = VI$ and $E = VI t$

$R_{mech.} = \text{Mechanical Resistance to Transformation}$

Resistance: is very important to declare the life time of the stored energy. Power is consuming the stored energy and generating force for Work done. The time running process can be accelerated if we consume more energy.

Example as explained below: Mechanical Energy with power transformation system with $R_{mech.}$ Determination.

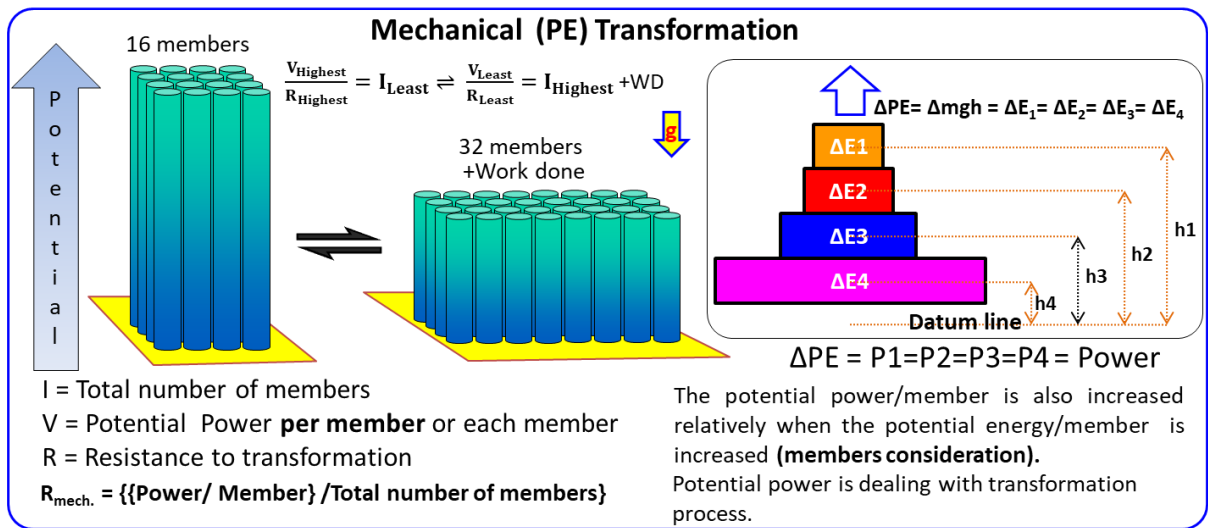


Fig. 2.6.5c Mechanical Energy Transformation with members consideration to determine Resistance

Here, the potential energy is transforming from one form into another form and the transformation process from series to parallel is resulting Work done. But the transformation from parallel to series is required work done. Derivation on Mechanical Resistance to transformation ($R_{mech.}$) is explained as shown in below.

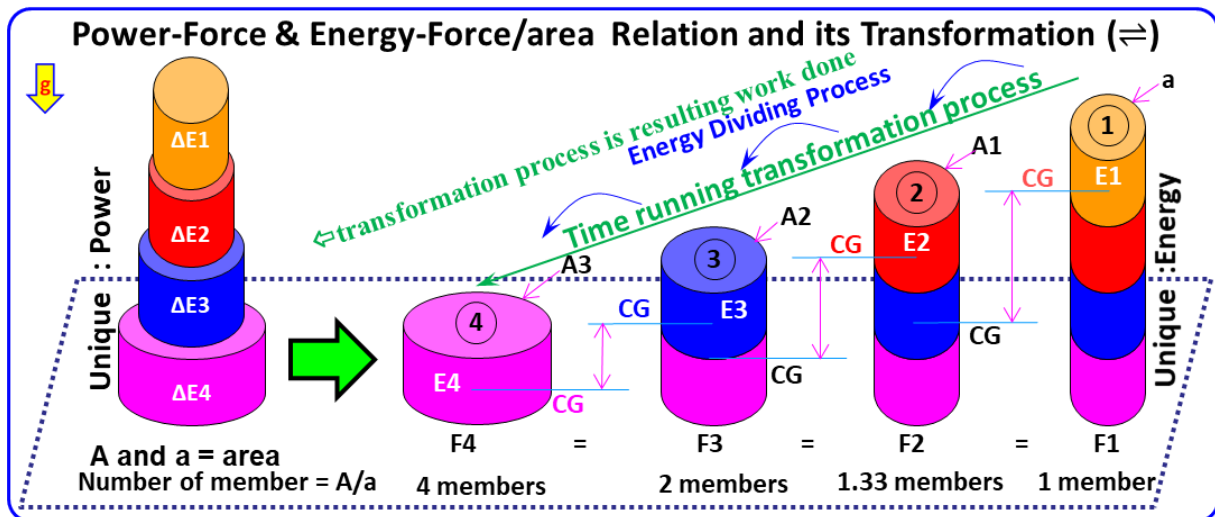


Fig 2.6.5d Mechanical Resistance to transformation ($R_{mech.}$) (Importance of Resistance)

The mass is stocked one over another to build the potential energy. Force is acting on that due to Gravity and the built potential energy is transforming / deforming due to gravity step by step as shown in the above diagram. Here the top mass is transforming / deforming due to gravity force and considered change in energy per change in time (power) is constant under transformation. The transformation process form series to parallel is resulting work done (time running process). Energy is depending up on the pressure. Therefore, area is increasing and potential is decreasing during the time running process. Potential energy per unit area is considered as a member's energy level. Transformation is happening through power. Power per member is higher in series combination rather than the divided structure. Mechanical resistance to transformation is calculated based on electricity transformation process (consideration of V , I and R in mechanical transformation principles).

$\Delta E/\Delta t = \text{Power} = \text{Constant}$ under transformation; Power per member is higher in series combination (added combination) therefore the Resistance is directly proportional to power per member. Dividing process (increasing area or number of member) is reducing the resistance value therefore the resistance is inversely proportional to ampere or current. Here, Resistance = $R = \text{Power per member} / \text{total number of members} = V/I$.

Calculation of resistance to transformation due to time running condition in mechanical system is calculated as explained below. And also compared with the Electricity / electrical resistance calculation and found both electrical and mechanical principles are equal.

Mechanical Resistance to Transformation – Calculation ($\infty \ll \ll \text{Past} \ll \text{Present} \gg \text{Future} \gg \gg \infty$) under \Leftrightarrow						
Description	Unit clarification	Series	Parallel1	Parallel2	Parallel3	Unit
Total Number of members	Numbers = N	1	1.33	2	4	in numbers
area/ member	Area	24	24	24	24	m ²
Height	Height	4	3	2	1	m
Differential potential head (h)	head = h	2	1.5	1	0.5	m
Volume/ member	Area. Height	96	72	48	24	m ³
Density (ρ)	mass/ Volume	2	2	2	2	kg/m ³
mass/ member	mass = m	192	144	96	48	kg
$g = 9.81 \text{ m/s}^2$	Acceleration	9.81	9.81	9.81	9.81	m/s ²
energy/ member	energy =mgh	3767.04	2118.96	941.76	235.44	J
transformed mass/ member	$m' = \Delta m$	48	48	48	48	kg
Power per member	P/member = $(\Delta m/\text{member}) * g * h$	941.76	706.32	470.88	235.44	W/member
Mechanical Resistance (R_{mech}) to Transformation	Power per member/ total members	941.76	529.74	235.44	58.86	Ω
Total Power = P =Constant	P/member *total members	941.76	941.76	941.76	941.76	W
Ampere / member (I_n)	a/a	1	1	1	1	Constant
Total Ampere	$I = (a/a) * N$	1	1.333333	2	4	Ampere
Potential = Total power / Total Ampere	$V = VI / I$	941.76	706.32	470.88	235.44	Volt
Mechanical Resistance (R_{mech}) to Transformation	$R = V/I$	941.76	529.74	235.44	58.86	Ω
Total Energy = E	E/member *total members	3767.04	2825.28	1883.52	941.76	J
life time = t	E/P	4	3	2	1	s
V/h	Constant	470.88	470.88	470.88	470.88	Logic
Total Energy + Work done=C	Constant	3767.04	3767.04	3767.04	3767.04	Logic

Table 2.6.5a Model calculation for R_{mech} under transformation ($R_{\text{mech}} = R_{\Omega}$)

Calculated based on the Figure 2.6.5d and found that “the above calculated results are meeting with the principles of resistance to transformation of Electricity ($R = V/I$). Further calculations are done as shown in following to confirm that, the similar principles are involved in electricity and mechanical.

Differential potential head is calculated based on potential difference between the change in mass’s Center of gravity (CG) before and after transformation. I could not consider Energy/member for R_{mech} calculation due to mismatch w.r.t $R_{\text{Electricity}}$. Above derived calculations are based on **Fig. 2.6.5d**.

Height of the member a= 4m and CG of top mass (Δm) = 4.0 - 0.5 = 3.5m from the base = h’

Height of the member A1 = 3m and CG of total mass (m) = 3/2 = 1.5 m from the base = h’’

Difference = h = h’-h’’ = 3.5 -1.5 =2m = differential potential head

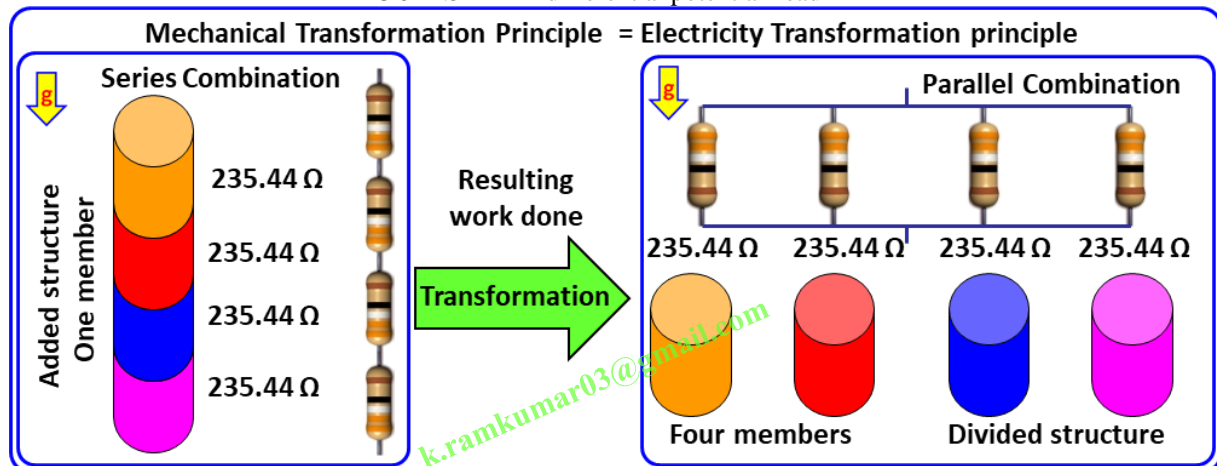


Fig 2.6.5e A member and its transformation ($R \rightarrow 1/R$) under Electro-Mechanical principles

Mechanical energy with power transformation principles are made equal with electrical energy with power transformation principles and found the Principles behind the both electrical and mechanical resistance to transformations are same as explained below. This is Helping us to explore everything without any controversy

(Work done from mechanical transformation can be used to transform high magnetic potential energy into low magnetic potential energy and its transformation process is resulting / generating electric potential energy with power in power generator. Refer Fig. 2.6.5g for further clarification.).

Mechanical Resistance to transformation = Electricity Resistance to transformation						
Series Combination	Series		Parallel Combination	Parallel1	Parallel2	Parallel3...
Series Resistance (R)	941.76		Parallel Resistance(R)	529.74	235.44	58.86
No. of members	1		No. of members	1.333	2	4
No. of resistors/ member	4		No. of resistors/ member	3.00075	2	1
Ω /Resistor	235.44		Ω /Resistor	--	235.44	235.44
$R_S = (\Omega/\text{Resistor}) * 4$	941.76		$1/R_P = 1/R_1 + \dots + 1/R_4$	--	0.004247	0.01698
$R_S = \text{series resistance}$	941.76		$R_P = 1 / (1/R_P)$	--	235.44	58.86

Table 2.6.5b Resistance calculation in series and parallel combinations under transformation (**updated**)

Series combination is consisting single member structure and parallel combination is consisting two or more than two members structure. For calculation purpose, I have considered 4 number of resistors ($R_S = 235.44 * 4 = 941.76 \Omega$) in series (single member structure). We could calculate the same by using single number of resistor ($R_S = 941.76 \Omega$). Calculated values in mechanical principles are meeting with the principles of electricity resistance to transformation. i.e., mechanical resistance to transformation is successfully determined form electricity transformation principles and concluded that, the transformation principles are same in everything.

Transformations are two types only, one is Energy with power adding process and another one is energy with power dividing process. We cannot create more than these differences within the system. Resistance is very important to regulate / resist the transformation processes and declaring the life time of the system of energy with power. If no resistance means no life time. Any system could/ must be an energy with power system under transformation. Similarly, the Atomic structure is also must be a source with load structure = electric circuit structure or magnetic circuit structure or electro-magnetic structure.

Note: electric and magnetic loops are one in another; electric short circuit is generating magnetic potential with loop structure. Similarly, in power generator, energy from permanent magnet is stored in temporary magnet for quick releasing (magnetic short circuit) purpose; therefore, magnetic short circuit (storage releasing) is generating electric potential with loop structure. This is very important systematic interpretation is determined from the above derivation to understand electricity transformation process. Refer 2.5 for more clarification.

In a circuit, if electric potential is appeared as maximum as possible, then magnetic potential can be appeared as minimum as possible; similarly, if magnetic potential is appeared as maximum as possible, then electric potential can be appeared as minimum as possible.

These observations are indicating that 1. Potential less magnetic loops are in short circuit condition over the electric potential loops, it means the electric potential energy is tied by magnetic short circuit loops; similarly, 2. Potential less electric loops are in short circuit condition over the magnetic potential loops, it means, the magnetic potential energy is tied by electric short circuit loops for regulating purpose (resistance).

Electricity Transformation principles are available behind the open (series) and short (parallel) circuits principles. We cannot create more than two differences within the system boundary.

We can use newton's 3rd law under transformation (**refer Fig. 2.6.5b**) for better understanding about the structure of the system and to take prompt decision on system of energy with power under transformation.

Force is essential to do transformation; without transformation we cannot do anything (no work done); Force and power are having direct relation under transformation.

Ohm's Law itself is not satisfying with the law of conservation of energy. We must keep everything in our mind to take decision on transformation system.

Any One (if electric) loop shall/ must have potential time storage with power and other loops (if magnetic) are short circuits (potential less) over the potential loop. It means, the short circuit loops are tying the time storage loop and regulating (fixing resistance) to transform through power. In AC transformer both electric and magnetic loops are involved. The loops are one in another and both the loops are depending each other for transformation. Quick Electric energy transformation process is happening frequently in AC transformer due to alternate current supply. So that Energy at source = Power at load. Stored energy in source is instantly transforming as power because of Alternate Current.

AC transformer's principles are very important to understand the system of nature. I have tried to bring everything under one without any controversy, interpretation is very important to make prompt decision.

Time running process is happening through matters energy with power Transformation process between the forms (two forms only possible) as loop for ensuring $\lll \Leftarrow \Leftarrow \Leftarrow \text{Infinite Past} \Leftarrow \Leftarrow \Leftarrow \text{Present} \Rightarrow \Rightarrow \Rightarrow \text{Infinite Future} \Rightarrow \Rightarrow \Rightarrow \ggg$;

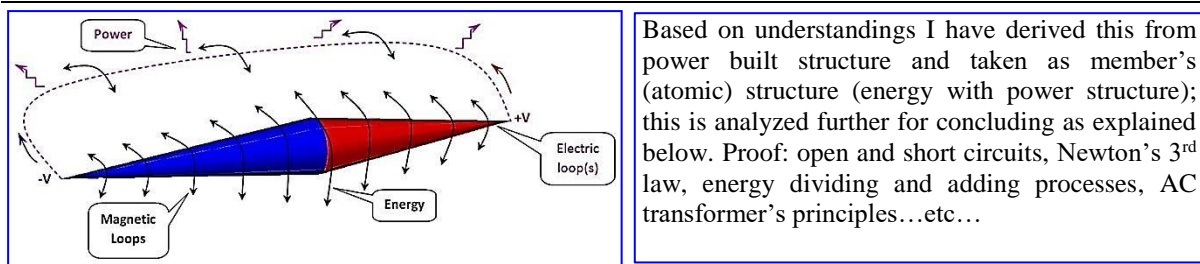


Fig 2.6.5f Simple design of electric energy storage with power tied by magnetic short circuit loops

The following analysis is to understand the linkage between work done and electricity transformation process. Is there any work done resulted from electricity transformation process?... the following analysis is extended from **Open and short circuits (Refer Fig 2.5a)** to understand resultant of electricity (electro-magnetic) transformation process. This analysis is very important to understand the transformation processes. Here everything is interlinked to make 100% clarification without any controversy.

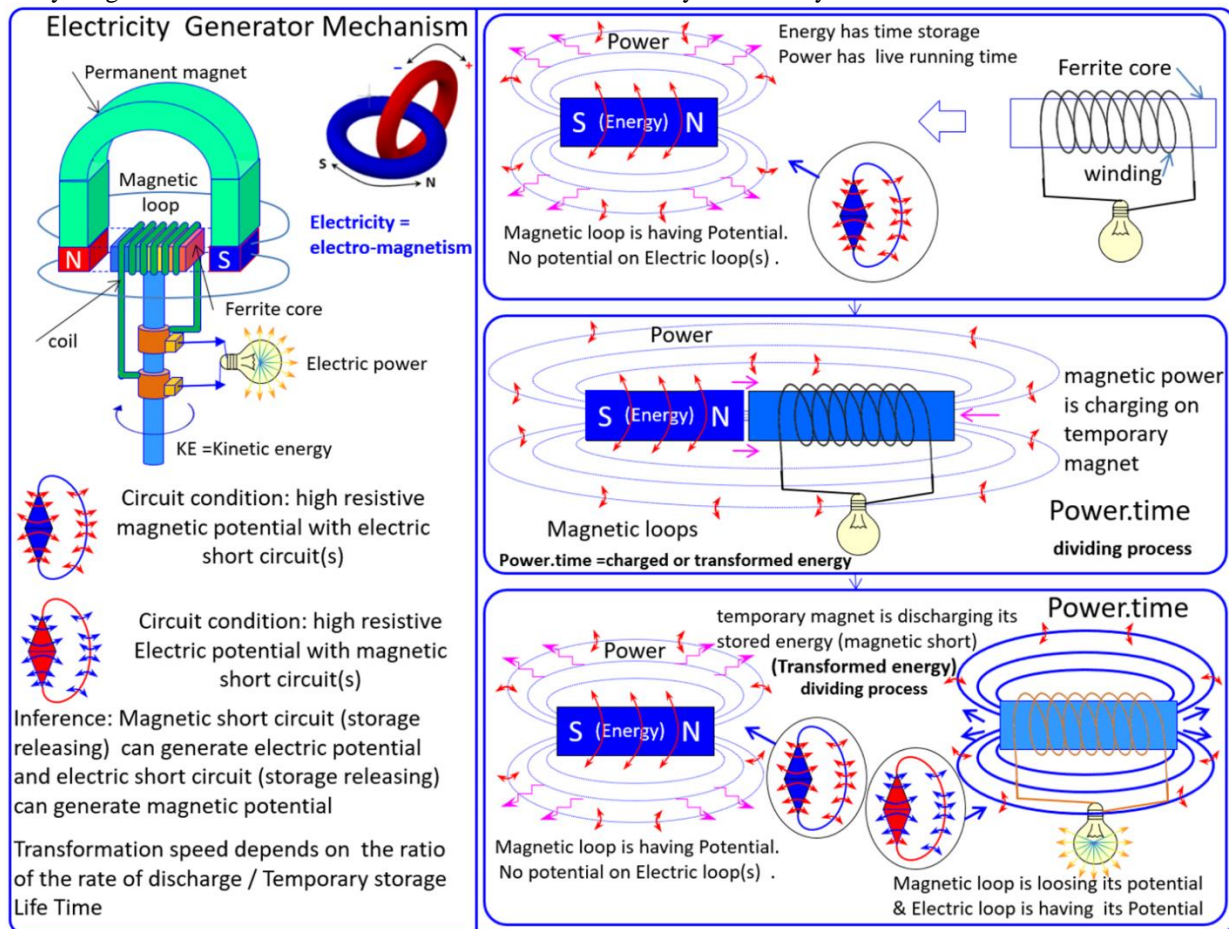


Fig. 2.6.5g Magnetic potential loop(s) transformation \Rightarrow resulting \Rightarrow Electric potential loop(s) transformation

Energy storage release (short circuit) in one loop is generating high potential in another loop. Magnetic potentials (S and N pole) are ~not appeared when the circuit is in open condition and similarly electric potentials (+ve and -ve poles) are ~not appeared when the circuit is in short circuit condition. **Refer 2.5:** Open and short circuit for further clarification.

The energy from permanent magnet is stored in temporary magnet for the purpose of quick releasing (magnetic short circuit) and generating electric potential on electric short circuit loop while releasing of magnetic storage from temporary magnet. Here the magnetic energy transformation from one form into another form is generating electric potential. Similarly, electric potential energy transformation from high potential to low potential is generating / resulting Magnetic potential energy.

Both electric and magnetic loops are one in another. One loop is having time storage and other loops are short circuit over the time stored loop. Both the loops are depending each other for transformation to deliver work done (resultant factors). In electric power generator, the energy transformation from mechanical to electrical is happening based on the following explanation.

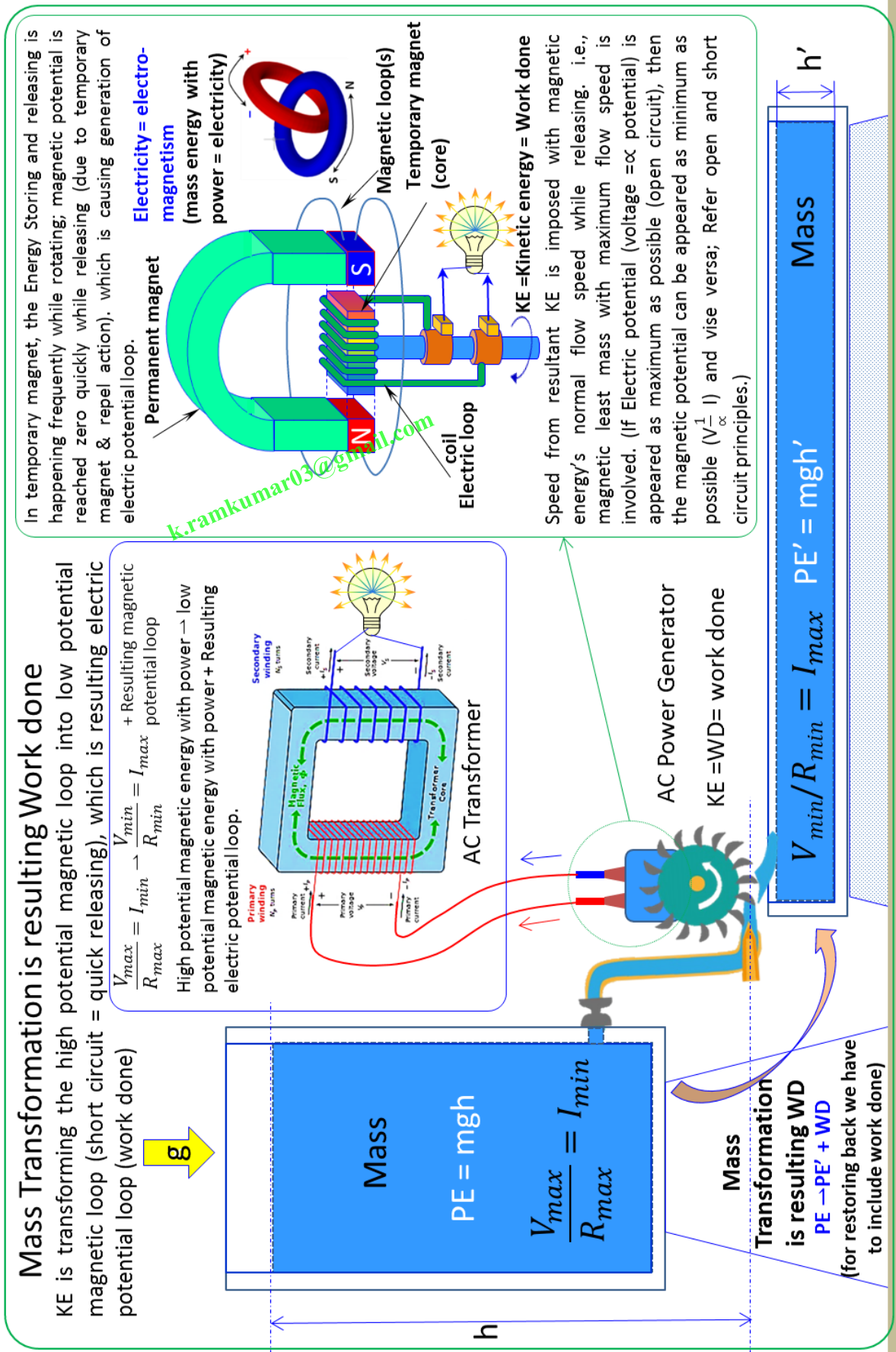


Fig. 2.6.5h mass Transformation is resulting Work Done, mass is not transferred = is supporting agent

Mechanical energy transformation from high potential to low potential is resulting work done and that work done is used for transforming magnetic energy from one form to another. i.e., magnetic energy with power transformation is resulting electric energy with power. i.e., high potential magnetic member(s) (loop(s)) is transforming into least potential magnetic members and resulting generation of electric potential in electric loop(s).

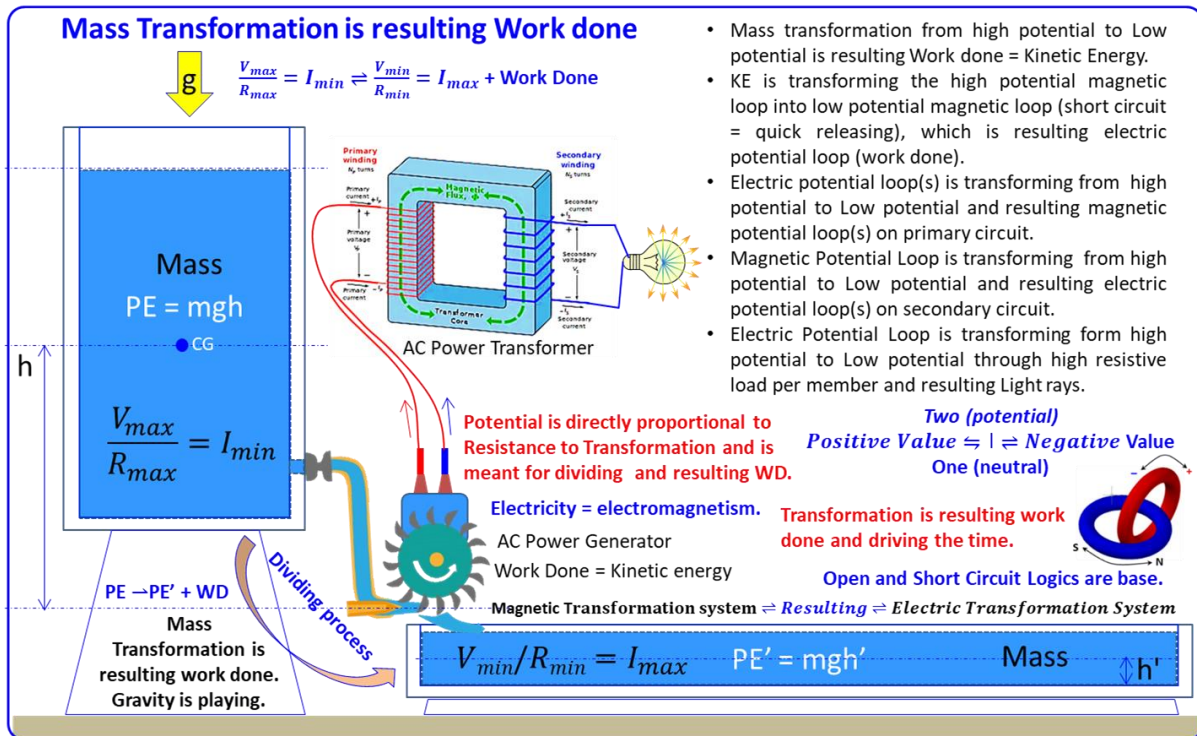


Fig. 2.6.5i: electro mechanical transformation processes – there are relations between everything; how to relate?

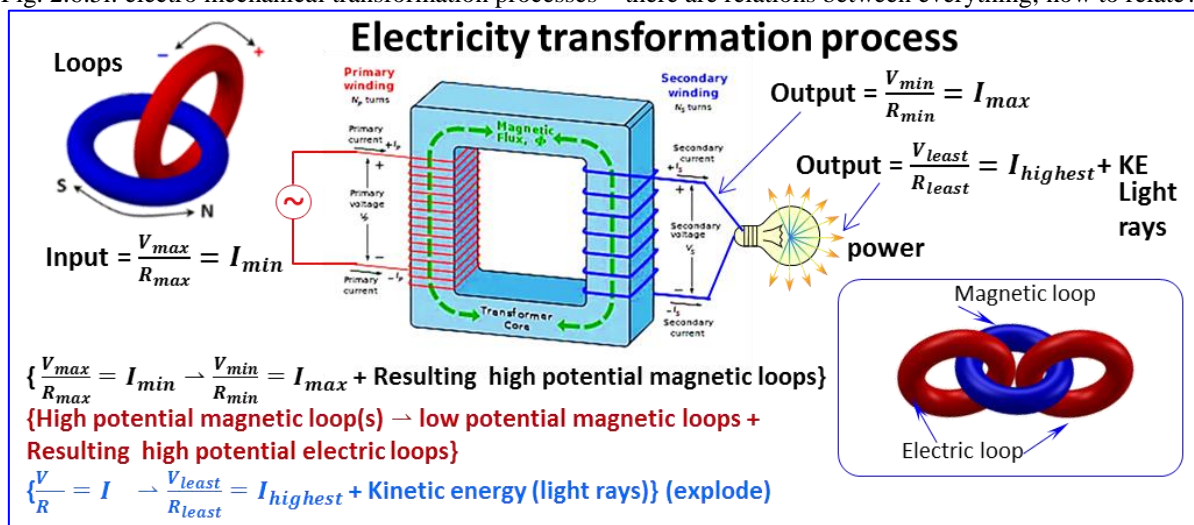


Fig. 2.6.5j Potential energy with power transformation and its results

Electric potential energy transformation is resulting generation of magnetic potential. Similarly, magnetic potential energy transformation is resulting generation of electric potential. Electromagnetic Transformation principles are derived and clarified with the help of systematic approach. i.e., mass transformation from high potential to low potential is resulting work done, and that obtained work done can be used to transform magnetic energy with power from one form into another form to generate potential on electric loop, but the mass is not imposed or increased or added. i.e., Work done is outcome of the transformation process and can be used to transform other energy with power from one form into another form.

Electricity and mechanical transformation relational principles are clarified as explained above and found both are having direct relation (Force-Power relation). Force is essential to do transformation process. Therefore, we can use Newton's 3rd law for analyzing energy with power transformation process. (Quick energy

transformation in one loop is generating highest potential in another loop and tying the time storage as energy and regulating the stored energy for transformation process through power (Electro-Magnetic Principles.)

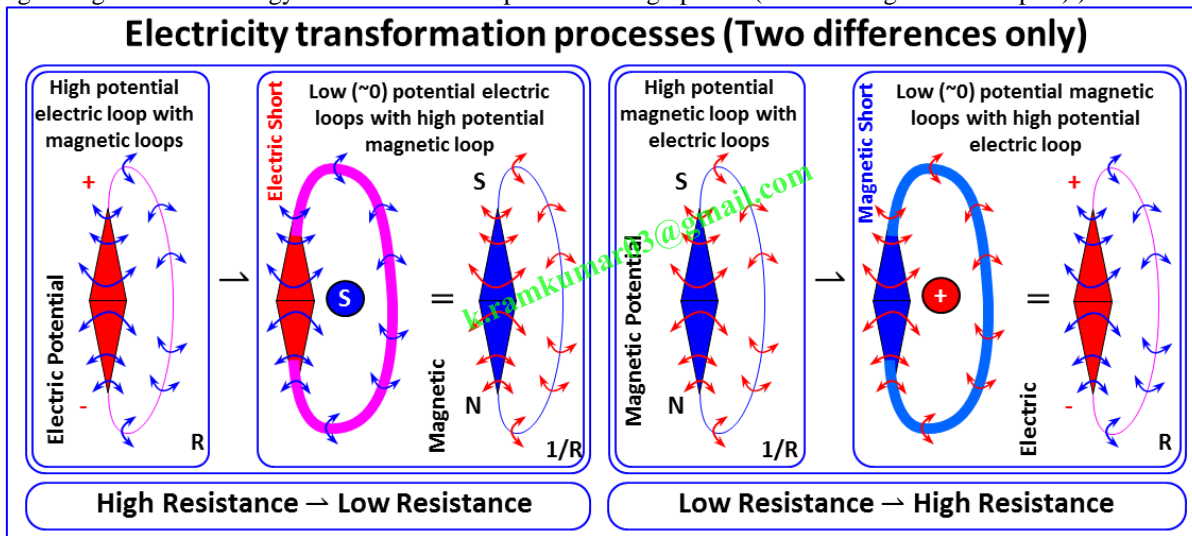


Fig. 2.6.5k Electric and Magnetic transformation cycles (refer open and short circuits)

Transformation system's loop structure: $\{(R \rightarrow 1/R + \text{resulting high potential magnetic loop}) \text{ and } (\text{high potential magnetic loop is transforming into Low potential magnetic loops} + \text{resulting high potential electric loop})\}$ – Proof: AC Transformer and Open and short circuits.

Transformation system's loop structure is $\{\{\dots \text{Resulted } \frac{V_{\text{Highest}}}{R_{\text{Highest}}} = I_{\text{Least}} \rightarrow (\frac{V_{\text{Least}}}{R_{\text{Least}}} = I_{\text{Highest}} + \text{Resulting } \frac{\text{Magnetic potential}_{\text{Highest}}}{\text{Magnetic Resistance}_{\text{Highest}}} = \text{Members}_{\text{Least}}) \rightarrow (\frac{\text{Magnetic potential}_{\text{Least}}}{\text{Magnetic Resistance}_{\text{Least}}} = \text{Members}_{\text{Highest}} + \text{Resulting } \frac{V_{\text{Highest}}}{R_{\text{Highest}}} = I_{\text{Least}} \dots)\}\}$.

i.e., $\{\text{Electric transformation system} \rightleftharpoons \text{resulting} \rightleftharpoons \text{Magnetic Transformation system}\}$

i.e., $\{R \rightleftharpoons 1/R\} = \{\text{Electric} \rightleftharpoons \text{Magnetic}\}$ (both are coming under Electro-Magnetic Transformation.)

The Electric potential energy transformation is resulting/ generating magnetic potential and the magnetic potential energy transformation is resulting/ generating electric potential under time running condition. One end is talking about electric and other end is talking about magnetic, but both are coming under electro- magnetic transformation system. Both electric and magnetic transformation systems are driving the time forever without fail. Without transformation the time cannot run to do anything. Based on this analysis, we could understand that, the time running system can survive forever without fail under transformation between the forms $\{R \rightleftharpoons 1/R\}$ or $\{\text{Start} \rightleftharpoons \text{End}\}$ or $\{\text{Added} \rightleftharpoons \text{Divided}\}$ or $\{\text{series} \rightleftharpoons \text{parallel}\} \dots$

Number system: considered based on Newton's 3rd Law and electricity potential structure.

+1,+2,+3... +ve values ; -1, -2, -3 ... -ve value ; 1, 2, 3, ... Neutral value

0=null value or universal value or past value; i.e., a form of value contains both +ve and -ve concurrent potential energies in systematic way (+ve Vs -ve). This will transform into Zero + another form + Work done by time running process (Ampere w/o voltage has ~no value) due to energy with power dividing and adding process. So that, the time is running based on +ve Vs -ve inter actions (cause and Effect) for dividing themselves to do anything (work done). the system must transform themselves into least values of many most members for doing energy with power adding process. Note: the dividing process is resulting work done and the adding process is required WD.

In the above diagram (Fig 2.6.5b), neutral point or area between the opposite masses is acting as mirror to build the potential energy in systematic way and divide themselves through energy with power transformation process for driving the time.

Mass energy is considered as internal energy and work done due to mass transformation is considered as resultant or external factor. Mass transformation due to gravity is resulting external factors of work done = KE. Work done (mass is supporting agent) is performed because of mass transformation process (energy with power transformation); but, the resultant work done (speed) can be transposed to mass energy (ex. in power generator: least electric mass with 'most flow speed is obtained from Work done'). Note: the mass cannot be increased because of resultant factors such as work done or KE or heat or speed ...

Remember: transformation is inevitable; transformation is resulting work done to do anything; mass is supporting agent only. All the matters are transformed matters only; we cannot ignore anything inside the system; everything is accounted for transformation; transformation is happening through live only as power; so that, past is infinite and future also infinite under transformation. The system is driving toward future only, always; is not worry/ care

about the past; since the system and its transformation is designed such a way as loop structure and ensuring processing state always without start at the same time without stop or start \Rightarrow stop.

Past actions/ reactions are now reacting and driving the time through live process... the system is having both the opposite concurrent values in the form of potential (with equal magnitude) for transformation; transformation is resulting work done to do anything... the system is consuming both side values (+F = -F) for delivering work done. Mass is supporting agent in work done. Mass or matters are having ultimate power of transformation without stop or start; are meant for transformation and resulting resultant factors like work done, speed, heat, KE, PE, ...etc....

Matters & its Duty: Matters are made with electro-magnetic systems for transformation and resulting work done. Dividing process from high level magnitude matters to low level magnitude matters is resulting work done as speed, force, heat, radiation, explode, KE, PE, centrifugal force, etc; work done(s) are resultant factors under the support of matters. Electromagnetic principles are driving the matters transformation process from one form into another form for resulting work done. The design of electromagnetic system - is meant for transformation forever without fail through energy with power dividing process and adding process. Electromagnetic system is made up of matters, is having Two fundamental loops, one is electric loop (electric is consisting positive and negative potential energies) and another one is magnetic loop (magnetic is consisting North and South Pole potential energies), both the loops are relative to each other, opposite to each other, mirror to one another, one is inversely proportional to another; both are having equal power and magnitude and both are doing relative synchronized motions as 'actions \Rightarrow reaction' for transformation through adding and dividing processes. Matters properties on loop is like fluid structure and should not contain sub atomic particles as per mirror rule. Any particle is made with electromagnetic system and inside the particle is loops only. Loops are one in another and depending each other for transformation. Loops are closed loop only; we cannot open the loop to stop the time running process. Loops are like stiff Body { +F \Leftrightarrow | \Leftrightarrow -F } under transformation -forces in equilibrium state.

2.6.6 Mirror Rule* + Newton's 3rd Law* for analyzing energy under transformation structure (creativity)

Energy under transformation structure is combination of Energy with Power structure (loop structure).

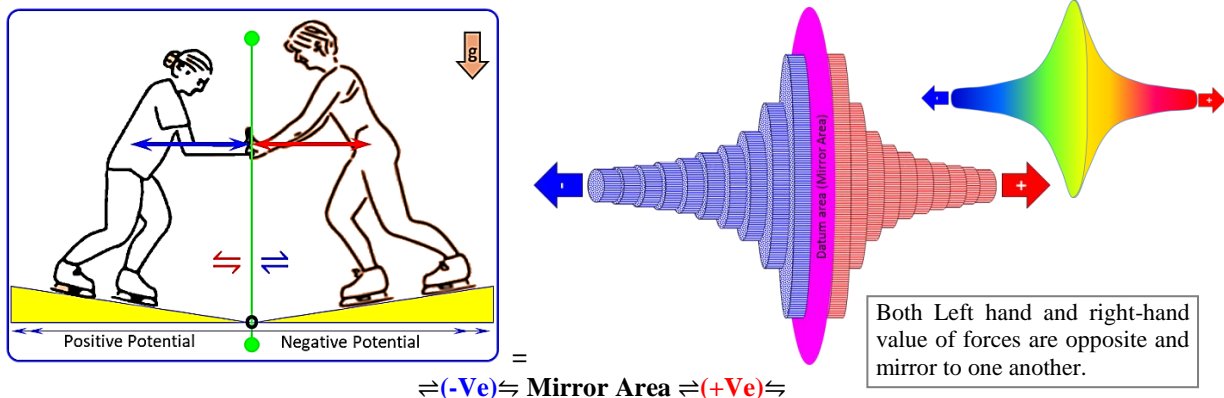


Fig. 2.6.6a Newton's 3rd Law with Mirror Rule* for analyzing Energy (E) under Transformation Structure.

Mirror Rule (MR) { +F \Leftrightarrow | \Leftrightarrow -F }: The neutral point or area (system's Center of attraction) between +ve and -ve (Forces) potential energy is acting as mirror (a) to build up the potential value in opposite direction in systematic balanced condition; (b) and to transform the built energy into another form of energy through/ via power to run the time (to deliver work done) due to 'Action \Rightarrow Reaction' (Forces) between +ve and -ve potential energies. Mirror rule can help us to understand the structure of energy transformation processes. We must know about, how the two opposite potentials were built from the base of source neutral (common one) and how it is transforming from one form into another form for understanding fundamental principles. we can do analysis on energy flow structure, energy construction, time running transformation speed (R), relations, differences, changes etc. by using Mirror rule + Newton's 3rd law + energy with power transformation principles. Remember wherever Force is there, there should have Energy Transformation processes (Power =P = $\Delta E/\Delta t$) in the form of energy with power adding and dividing processes (only). Positive & Negative potential are meant for Dividing Process + Resulting work done.

Proof: All Creation*; Newton's Laws, battery (energy) with light bulb (power), series and parallel combinations under transformation, AC Power transformer, capacitor storages, magnet, Force under transformation, etc. The followings are interpreted based on Mirror Rule and Newton's 3rd law.

opposite relation between one- another within the system; this is logics for creating relations. We can create concurrent values relative values.

$$\begin{aligned} &\Leftrightarrow (-Ve) \Leftrightarrow \text{Mirror Area} \Leftrightarrow (+Ve) \Leftrightarrow \\ &\Leftrightarrow \text{Force} \Leftrightarrow 0 \Leftrightarrow \text{anti-Force} \Leftrightarrow \\ &0 \Leftrightarrow \text{Force} \Leftrightarrow \text{Value} \Leftrightarrow \text{anti-Force} \Leftrightarrow 0 \\ &\{ +F \Leftrightarrow | \Leftrightarrow -F \} \end{aligned}$$

How to create a different? How to relate one - other?
3D Formulation will help us to analyze the relativity easily. There are logics to relate each others...

$$\infty \ll \ll \Leftrightarrow \text{Infinite Past} \Leftrightarrow \text{Present} \Leftrightarrow \text{Infinite Future} \Rightarrow \Rightarrow \Rightarrow \infty$$

Both Left hand and right hand windings (two different windings (only)) are opposite to one another. But these are derived from the one of Neutral value.

Logic: One \Leftrightarrow Two; the one is Neutral; and the twos are both Positive and negative values.

Neutral point or Neutral area is acting as mirror. Electric poles are mirror to one another with respect to force, energy flow, velocity, mass flow, matter structure, relations etc...
Electric and magnetic loops are one in another.

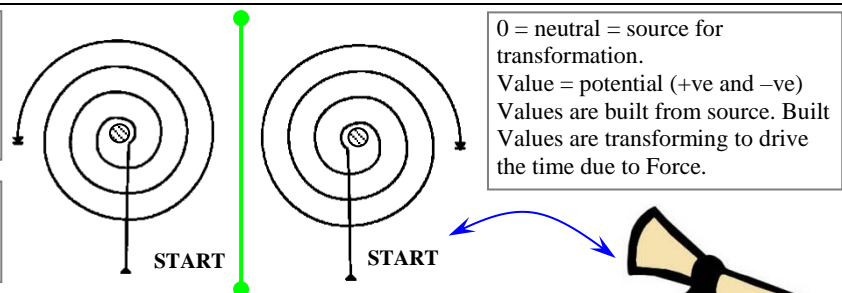
Neutral point or Neutral area is acting as mirror. Magnetic poles are mirror to one another with respect to force, energy, velocity, flow, matter, structure etc... (Proof: Magnet and its structure)

Logic for energy transformation: due to closed circuit, the energy from source (time storage) is flowing (based on ampere or conductor thickness) toward opposite pole's source due to attraction. While flowing certain amount of energy is subtracted by the load due to attractive force or acceleration (Meeting of high potential energy). High power Opposite potential energies are impacting each other at load and converted themselves as heat ray / light ray / electromagnetic ray or etc. as stored particles under transformation.

Magnetic source with load structure (closed loops) described by using mirror rule for analyzing force, flow structure,... (We can do analysis on loop structure by using Newton's 3rd law + mirror rule)

Mechanical energy with power structure: The power is generated during impacting. i.e., Due to force, the energy is transforming from one form into another form. Without force the energy transformation cannot happen.

Neutral value is like stiff Body (Attractive Forces are in equilibrium state).

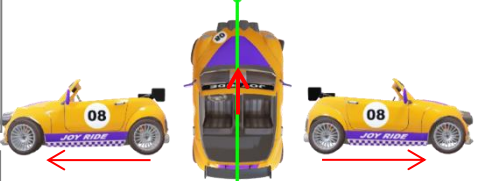


0 = neutral = source for transformation.
Value = potential (+ve and -ve)
Values are built from source. Built Values are transforming to drive the time due to Force.

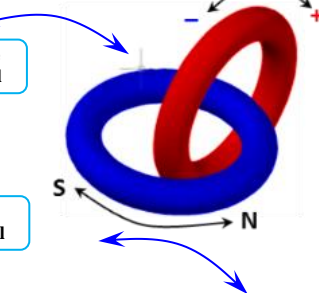
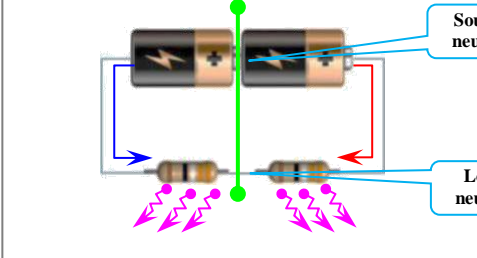

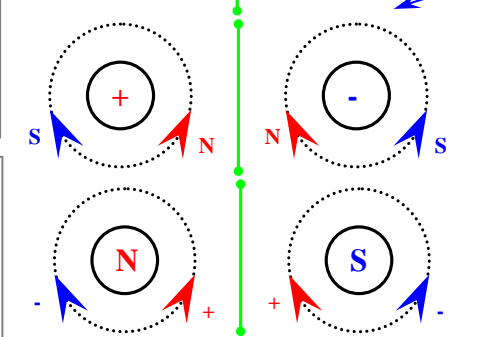
Two
Positive winding \Leftrightarrow | \Leftrightarrow Negative winding
One



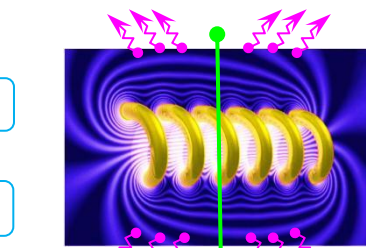
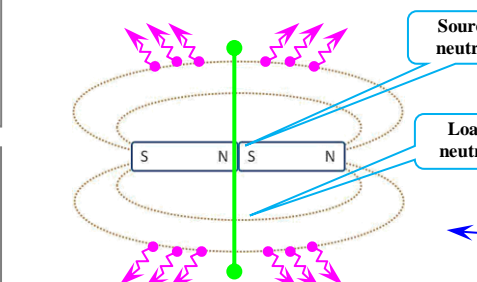
Car moving -linear momentum (left & right)



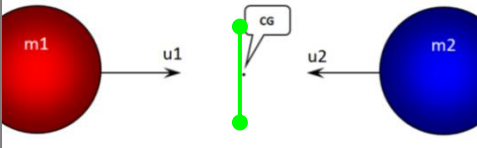
is the car moving left or right side? Depends on our perspective: really positive and negative are depending on our's perspective...



Source (releasing)
Positive voltage \Leftrightarrow | \Leftrightarrow Negative voltage
Load(storing)



Concurrent potential values under transformation.



$\Leftarrow +n \dots +3, +2, +1 \Leftarrow$ Zero $\Rightarrow -1, -2, -3, \dots -n \Rightarrow$
 $0 \Rightarrow +1, +2, +3 \dots +n \Rightarrow$ +ve Value Vs -ve Value $\Leftarrow -n \dots -3, -2, -1 \Leftarrow 0$

Source
Load

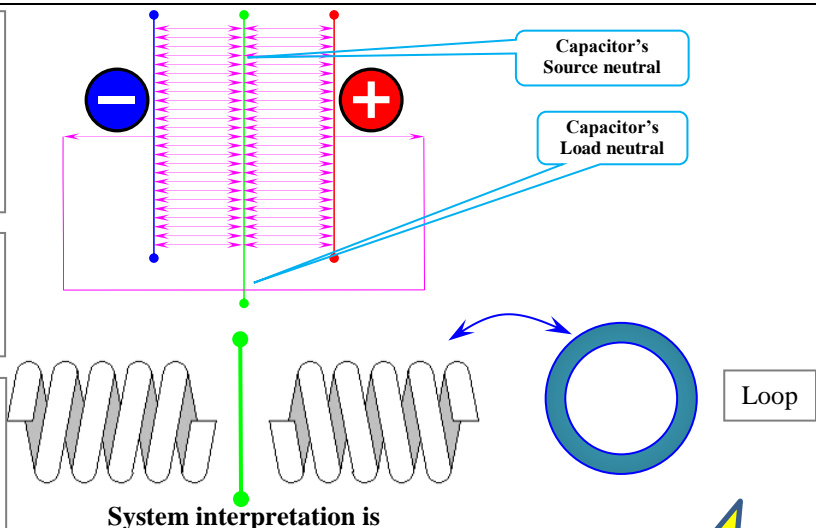
Source and load both are essential to do energy with power transformation process. i.e., energy with power system is driving the time through transformation. We cannot do anything without transformation.

Capacitor's energy with power built structure including members consideration is meeting with the transformation theory.

Both the winding are opposite to one another at the same time mirror to one another. We can get Loop structure by adding of both the types of winding.

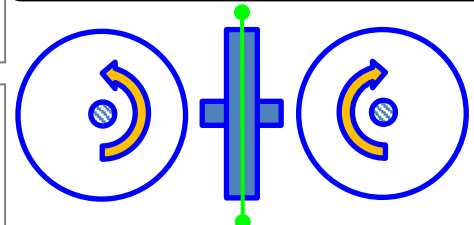
Running wheel under mirror rule is as shown. i.e., two differences (relation) are created from the one. One is opposite to another and mirror to one another.

Power built structure under mirror rule is shown. Opposite potential values are increasing gradually from the neutral area. It is indicating energy built structure; but maximum potential value is meeting at load, which creates high pressure and leads to storing of energy at load for subtracting from source.



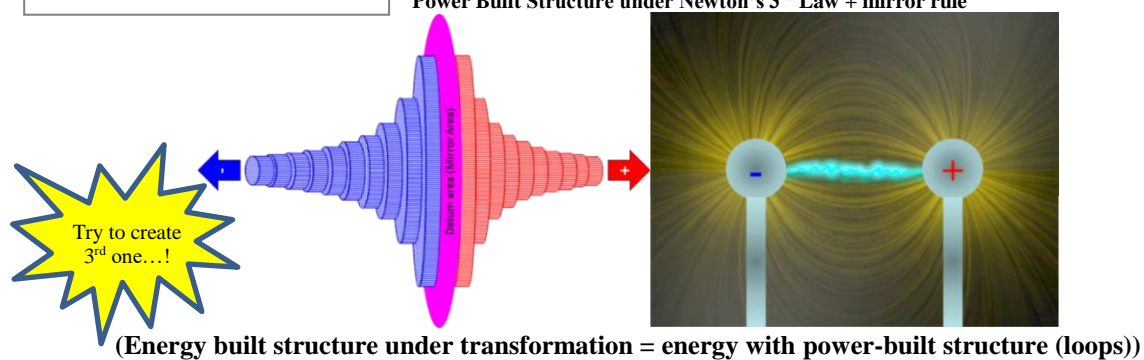
Two (Value(s)) potentials
Positive Value \Leftrightarrow | \Leftrightarrow **Negative Value**
 One (Zero) = Neutral

We cannot create more than two differences within the transformation system (relativity).

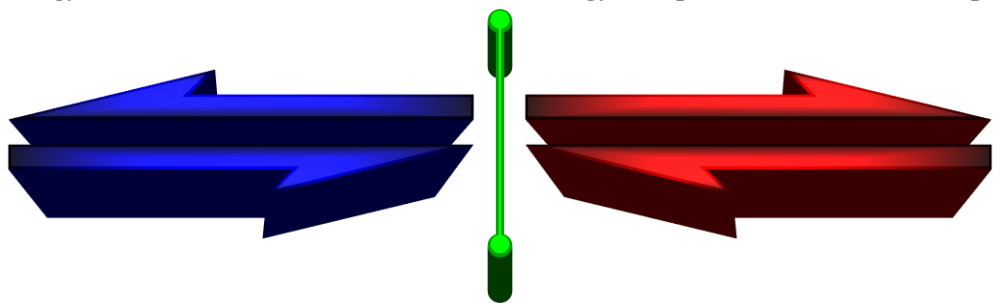


Two
Positive Running \Leftrightarrow | \Leftrightarrow **Negative Running**
 One

Power Built Structure under Newton's 3rd Law + mirror rule



(Energy built structure under transformation = energy with power-built structure (loops))



We cannot / could not create more than two differences within the system boundary. These are universal logics to relate differences any. This can help us to create any differences and destroy the same. Did you ask that question and got any answers??: why the human beings are created with mirror rule? Body structure is mirrored (left & right); why two potentials; why not more than two or less than two?? If we create more than two differences, then (not possible!!!) ... try... this is System's theory ... can speak with you...!

2.6.7 Analysis on electricity circuits for understanding the concurrent actions and its reactions

Mirror rule and Newton's 3rd law are used for analyzing electricity as explained below.

Potentiometer: (For mechanical refer Fig. 2.6.5b)

The potential energies (members) from source is flowing through the conductor (both +ve and -ve energies are flowing opposite to one another) and meeting of opposite flow of high potential energies is generating force due to attraction and leads to generation of heat radiation (energy stored particles are escaping from the circuit at load). Certain amount of potential energy is come out from circuit as heat or light energy and minimum value of potential energies are finally reaching their opposite sources due to attraction; maximum acceleration is happening while reaching their opposite potential's source and which creates (induces) magnetic loops (adding potential in short circuit loops) at source neutral over the electrical loop. i.e., opposite cyclic flow process with acceleration between +ve and -ve voltages is lead to energy dividing process and returned minimum value get maximum acceleration at source for inducing magnetic short circuit loops. Loops are depending each other for transformation to drive the time, refer 2.7 for further clarification.

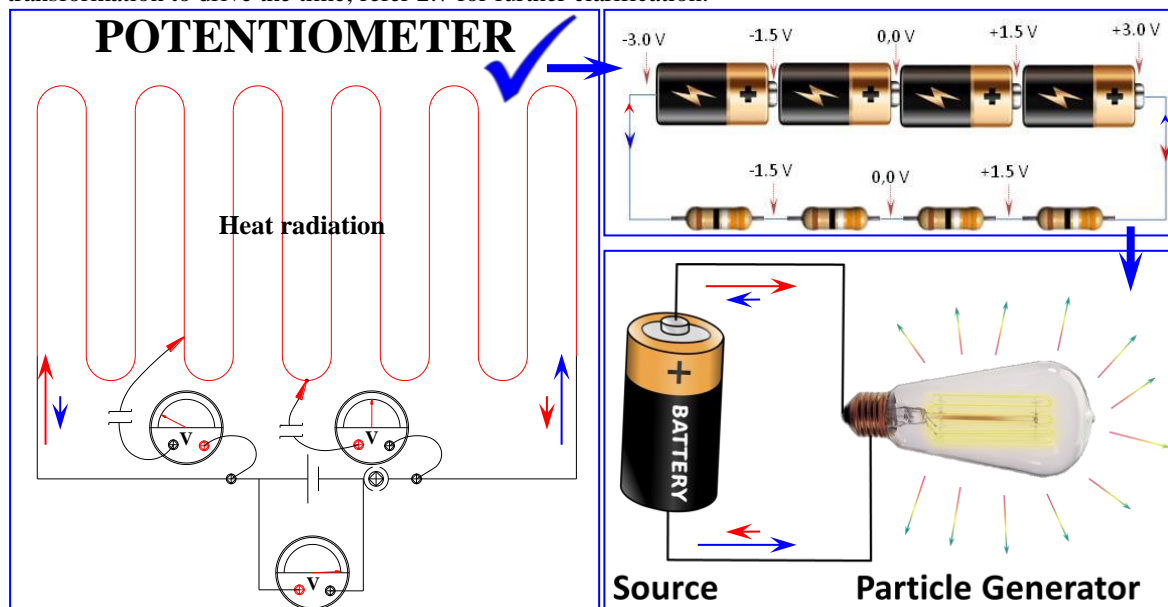


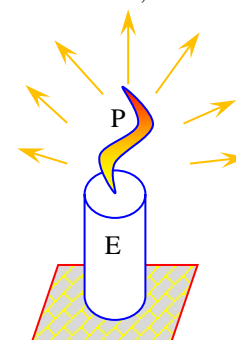
Fig. 2.6.7a Potentiometer and its principles correlation with Newton's 3rd Law [15]

The light rays are generated (time running) by using the energy of Battery (time storage). Energy from source is throwing away at load area due to high intensity force of attraction. Therefore, both opposite forces and flow must be there to make balance (Static with dynamic) based on Newton's 3rd law; \rightleftharpoons = time running transformation process; – Proof: capacitor storage, magnetic storage, AC transformer, and Newton's 3rd law, mirror rule and polarities directions of Electricity.

Therefore, $VIt/VI = t$ under \rightleftharpoons = system is in processing state

Example: A Paraffin candle with Flame:

- * Paraffin wax is having energy (E);
- * Flame is having power ($P = \Delta E/\Delta t$);
- * Without energy the power cannot perform ($E > P$ at a time);
- * Energy (time storage) is primary and power (live time running process) is secondary;
- * Energy is transforming through power to run the time;
- * Energy and power must be available to run the time;
- * Changes are happening through power as Live time running process;
- * Power is controlled or regulated with respect to time (resistance);
- * Resistance is declaring the Life Time (t) of change process;
- * Power is constant even the time is less than a second;
- * Power is consuming the energy and running the time;
- * Transformation is required to do anything (time running process);
- * Energy dividing process takes place; (we cannot store the energy from parallel to series);
- * explanation: imagine 1000 members of atoms are available in source (paraffin wax) and after burning the number of members or atoms or rays must be increased drastically.



$$E = VIt \text{ (t = hidden time or stored time)}$$

$$P = VI \text{ (\rightleftharpoons = running time or Live time)}$$

DC Effect on Coil: Electricity characteristic properties are analyzed by using coil is shown below. This is giving additional clarity.

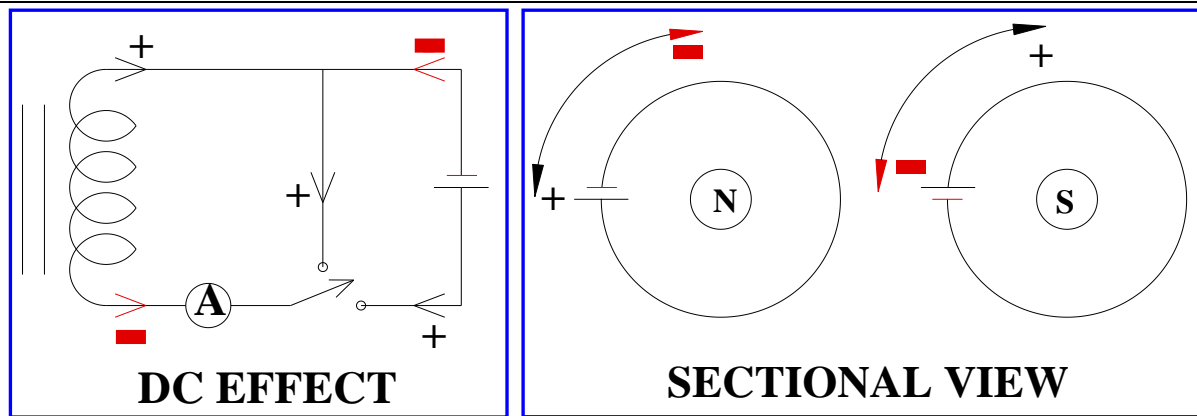


Fig. 2.6.7b Effect of DC on coil -from Current theories and verified

1. First give DC supply to coil through one pole two-way switch.
2. The Battery is act as a source (<<<Energy>>>)
3. The Coil is act as a load (>>>Power<<<)
4. Some amount of energy is stored in coil as electro-magnetic induction. (<<<Energy>>>)
5. Now, interchange the position of switch.
6. Now the Coil is acting as a source and the Ampere meter is acting as a load; Energy from charged coil is discharging to ampere meter). **(We can subtract the source energy (both +ve and -ve) at load)**

But the polarity of this voltage is opposite to the polarity of battery. i.e., is indicating “Opposite flow to one another”). The circuit is in closed condition, so that the magnetic loops are generated over the electric loop. Energy in Source is greater than the load in systematic way and both +ve and -ve forces are involved. Therefore, both +ve and -ve voltages are flowing opposite to one another from the source through load (the energy is directly proportional to pressure) due to closed circuit and attraction process (+ve and -ve forces) between opposite potential energies.

“Source \rightleftharpoons load” is indicating loop structure; “Opposite flow of positive and negative voltages (members) from source (potential) is happening (because of repel of same pole members and attraction of opposite pole members) toward their opposite pole’s source due to attraction; the magnetic short circuit loops are getting potential due to flow (ampere) and stored in winding core as magnetic energy with power (with magnetic resistance). This is explained in the following. (i.e., energy from the source is moving to load and transformed as magnetic energy at load due to electric flow attraction + acceleration between both +ve and -ve voltages and stored in core. Then the stored magnetic energy is releasing its energy as magnetic power at flux lines with respect to running of time)

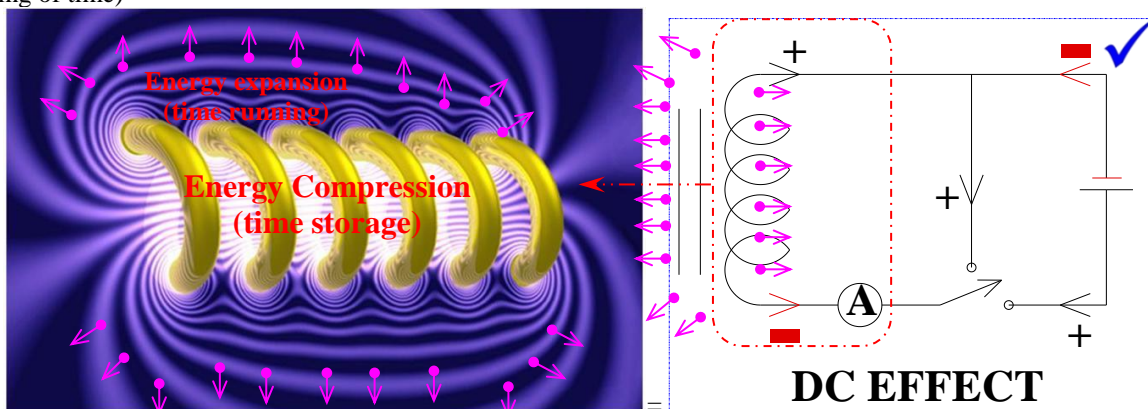


Fig. 2.6.7c Electro Magnetism – Loops

Fig. 2.6.7d Load \rightleftharpoons Source

While interchanging the switch the stored energy in coil is divided (This is called energy dividing process from the source energy.) from the source of battery and the magnetic energy is released suddenly (dividing process) due to temporary magnetic condition (magnetic short circuit(s) = quick release).

As per Newton’s 3rd Law, the both +ve and -ve voltages must flow toward their opposite sources due to attraction and to show the VALUE of Energy at load due to peak potential as power for dividing the energy from the source to drive the time (transformation). In the above diagram I have considered each closed loop as each member in both electric and magnetic circuits. Both are mingled in system, we cannot separate either electric or magnetic circuit from the system of energy with power loop. Both the loops are one in another. This is meeting

with the above said derivation. This is energy with power structure. Any circuit can meet with this structure. Here, we could understand the importance of the members i.e., resistance/member is higher than the total system's resistance. i.e., Members (number of flux lines or number of turns or loops) are come out from the source polarities (poles) and expanding due to Repel force between the same members, at the same time, the expanded members are narrowed at opposite polarities (poles) due to attraction force between North and South polarities (members). Meeting of high potential energy (+V and -V from electric or S and N from magnetic) is increasing the pressure intensity/ member at load for dividing process.

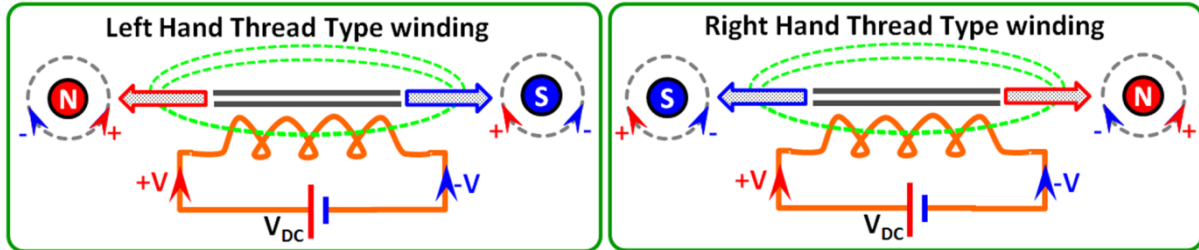


Fig. 2.6.7e two types of windings (only) and its polarities direction

Here, two types (only) of windings are connected with DC power supply and its polarity directions are observed as shown in above. Observed results are placed systematically as shown in below to relate each other by using Newton's 3rd law and mirror rule for further analysis.

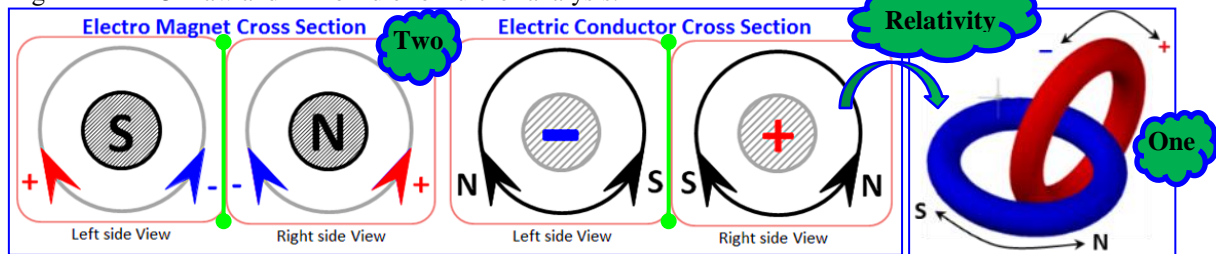


Fig. 2.6.7f Result: Polarities direction on windings under Newton's 3rd Law + Mirror rule
 "One pole is mirror to another + opposite to one another with in the system boundary"

Analyzed and found that the Magnetic Poles are opposite to one another and mirror to one another. At the same time the electric poles are also opposite to one another and mirror to one another. We can get loops are one in another by adding (isometric) both two dimensional electric and magnetic cross sections. Both electric and magnetic loops are being relative things in system of electricity. This comparative study and analysis are giving some fundamental structure of electro-magnetism.

Left and right hand thread type windings are opposite to one another and mirror to one another; therefore, we can consider one is positive and another one is negative. By adding of both, we can bring these under unique one. i.e., The unique one is considered as neutral thing, which contain neutral value, and the twos are considered as different things. But both are simultaneous (concurrent = opposite relation) opposite values derived from neutral one. We can define this as said in following by using mirror rule.

Neutral Winding = Left hand winding + Right hand winding = neutral ring (loop)

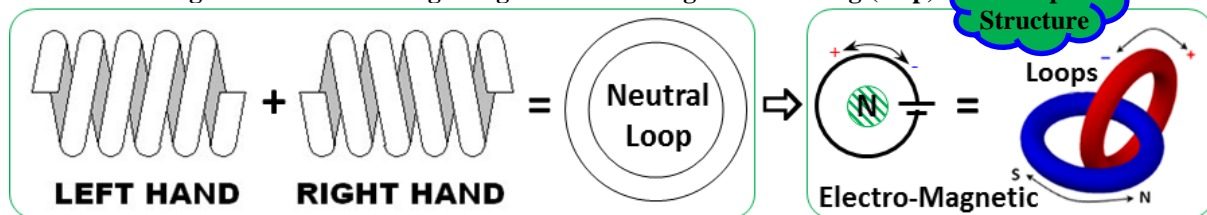


Fig. 2.6.7g Relation between neutral value and mirrored potential values

These results are same as result of ordinary circuit. One type of winding is mirror to another type of winding and the characteristic properties are also mirror to one another as said above. We can convert these twos into one as loop by adding the both the windings and which is indicating closed circuit. (And found there are two different windings only possible within the system.)

Result of each winding loops are same: Thread type winding is not a necessary consideration for generating potential polarities. Here, more number of turns of winding is considered as one circle for reducing the difference between them – this consideration is taken based on neutral point view. In the following diagram, the winding results are simplified for better understanding. Both single loop winding and multiple loop windings are showing the same direction of magnetic polarities. Any relations / differences are having mirror effect from source of neutral; effects can progress based on magnitude and its surroundings.

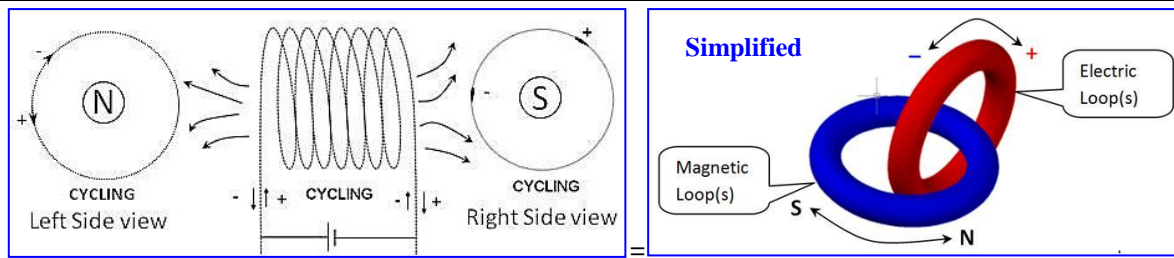


Fig. 2.6.7h Polarities derived from Many loops = Polarities derived from One Loop

Also each turn can be considered as each member. In a closed circuit, both positive and negative potential energies are flowing opposite to one another like as shown in the following diagram. This is taken from Wikipedia and meeting with the above derived energy with power transformation theory.

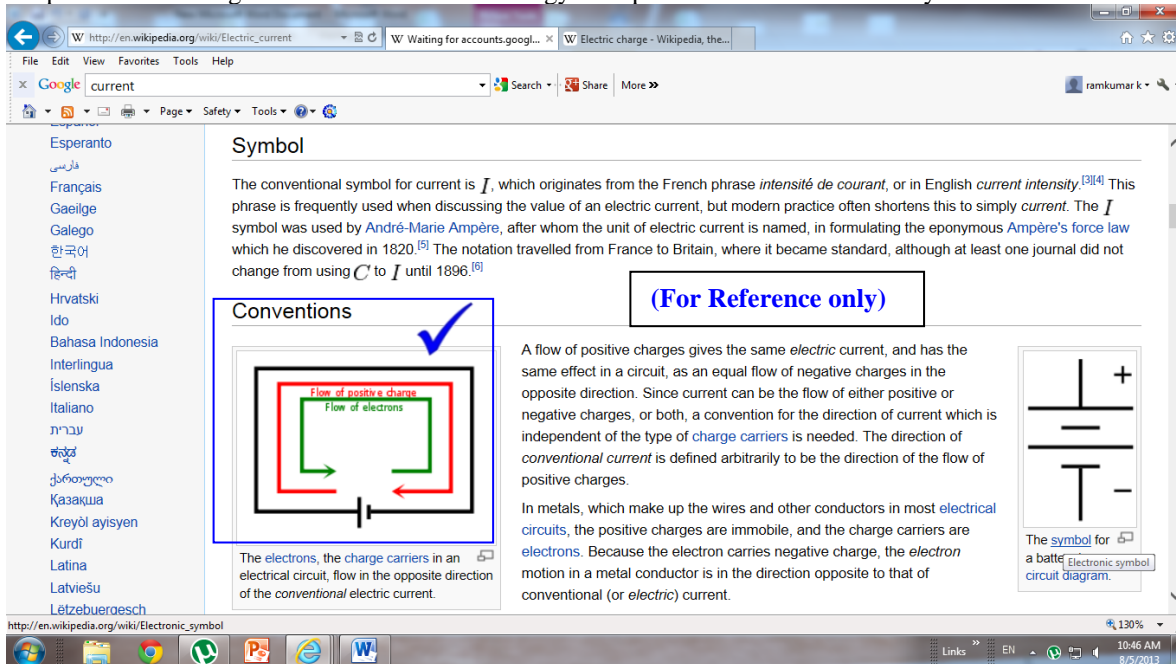


Fig. 2.6.7i Opposite flow of electricity's concurrent potential energies –Wikipedia [15]

And this is meeting with above said theory with respect to opposite flow structure. I have considered number of members inside the system of energy with power transformation process. i.e., number of members are considered based on neutral point of view and each and every member is having both positive and negative potential energies in systematically as per the above derived principles. (Transformer's principles = series, parallel circuits, capacitor principles, magnetic principles, principles of wave forms, mirror rule and Newton's 3rd law of Force).

There are principles between both electric positive and negative potential energies at source and load for storing, flowing and dividing the energy with power for driving the time. both +ve and -ve electric energies are depending each other due to force of attraction and repletion for flowing and dividing the energy for driving the time; Each member's Positive with negative potential energies is meeting at source neutral and load neutral (loop) for energy build up and for transformation. It is derived based on Battery, capacitor and resistance circuits; Ref. 2.7 for further clarification. I have not considered electron yet for analyzing electricity. (~~Electron will be discussed later...~~)

The force (+F = -F) is reason for potential built up (energy) and energy transformation (Power); The energy is flowing opposite to one another toward the load due to natural properties of force of attraction. High intensity force at load is dividing (subtracting) the energy from source. Divided energies are called transformed energy.

Energy transformation (energy with power dividing process) is very important to perform work done. The time is running based on transformation. Opposite flow of energy toward load is very important to generate force at load for storing the energies at load as heat rays or light rays or radiation or particles or ...

Attraction between positive and negative potential (electric Potential) energies with flux lines (electric loops) are shown in below, which is taken from Wikipedia as reference. Here, only one flow direction is shown from positive to negative; and this is not suitable for doing analysis by using Newton's 3rd law and mirror rule. This must be corrected by using Newton's 3rd law and Mirror rule for further analysis.

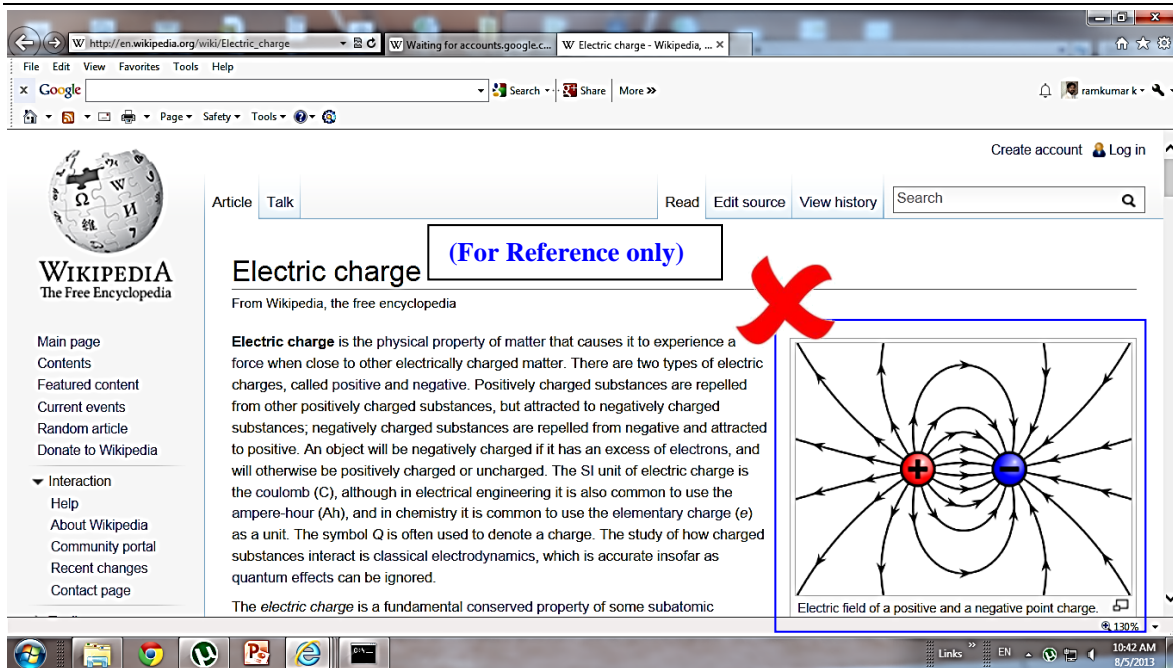


Fig. 2.6.7j One side flow within electricity –Wikipedia [10]

Based on Newton’s 3rd law + mirror rule the following structure is designed and taken for analysis. Here the principles of transformation system, Electric +ve and –ve energy flow with magnetism, source with load (loop) conditions are very important as derived above. This is arrived based on above said analysis on electricity (electro-magnetic) circuits.

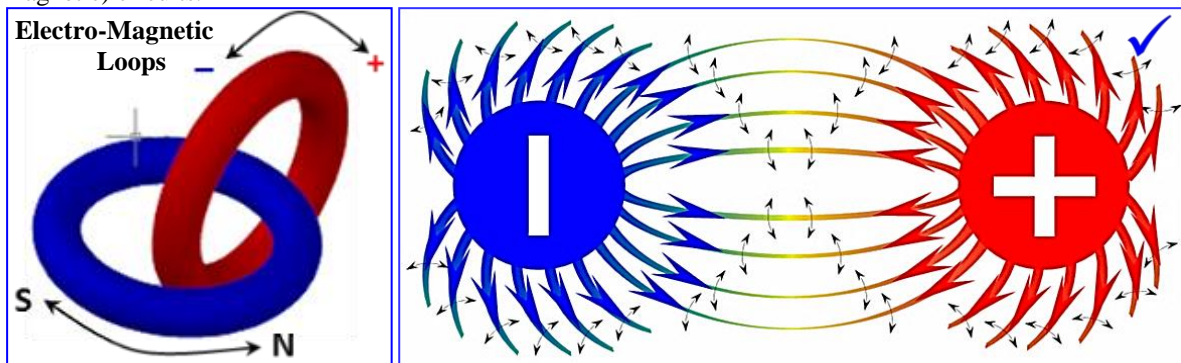


Fig 2.6.7k Mirror flow structure of energy within the electricity – based on Newton’s 3rd law + mirror rule

This is derived based on Equal force of action (-F) = reaction (+F) and opposite mirror flow of equal amount of energy (another proof: in Capacitor storage, both +ve and –ve potential energies are stored opposite to one another in parallel plates). The magnetic loops are created over the electric loop due to electric closed loop; In poles, the members are joined together and showing unique strength; the flux lines are expanding due to repel action between the same pole members and narrowing due to attraction at opposite pole’s members. Based on above derived principles, we can use mirror rule + Newton’s 3rd law for relating differences without any controversy. i.e., The relative differences are always opposite to one another and mirror to one another.

Example for creating a difference: Running Mechanical wheel under mirror rule + Newton’s 3rd law

A running mechanical wheel condition is interpreted by using mirror rule. It is shown in below. This is a simple explanation to understand concurrent values = mirrored values are derived from Neutral one.




Fig. 2.6.7l: Running Wheel with mirror rule for showing two different values (only)
Left side View <<= Running Wheel Elevation ==>> Right side View
One (Neutral) ⇌ Two (Potentials)

Any running wheel can meet with this logic. We could not create more than these differences within the system boundary, as these two are defined in systematic way as said above. The mirror rule and Newton's 3rd law can help us to understand the characteristic properties of creativity (this combination is explaining about opposite concurrent values and its source of neutral under transformation process).

2.6.8 AC Wave form analysis (with members) by using Newton's 3rd law + Mirror rule: $\{+F \rightleftharpoons | \rightleftharpoons -F\}$

The following is analysis on AC transformer to ensure opposite flow of concurrent potential energy is reason for transformation by using mirror rule + Newton's 3rd Law. The middle/ neutral point between the electricity potentials is acting as mirror to build the potential energy at source and potential power at load in balanced systematic manner. Here, I have drawn both the line's AC wave form in graph based on the above said derivation, by using oscilloscope's results and by using water waves as shown in below.

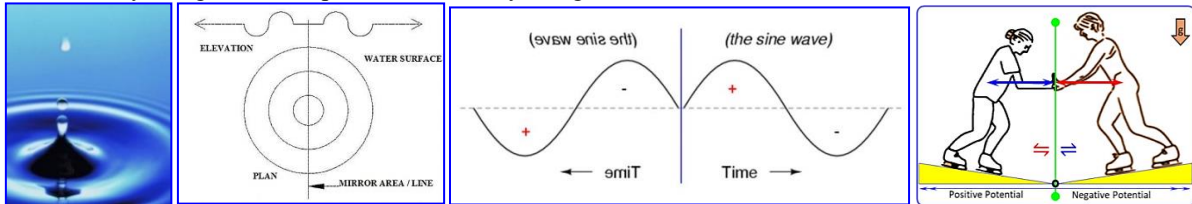


Fig. 2.6.8a AC Wave form structure with Newton's 3rd Law + Mirror rule

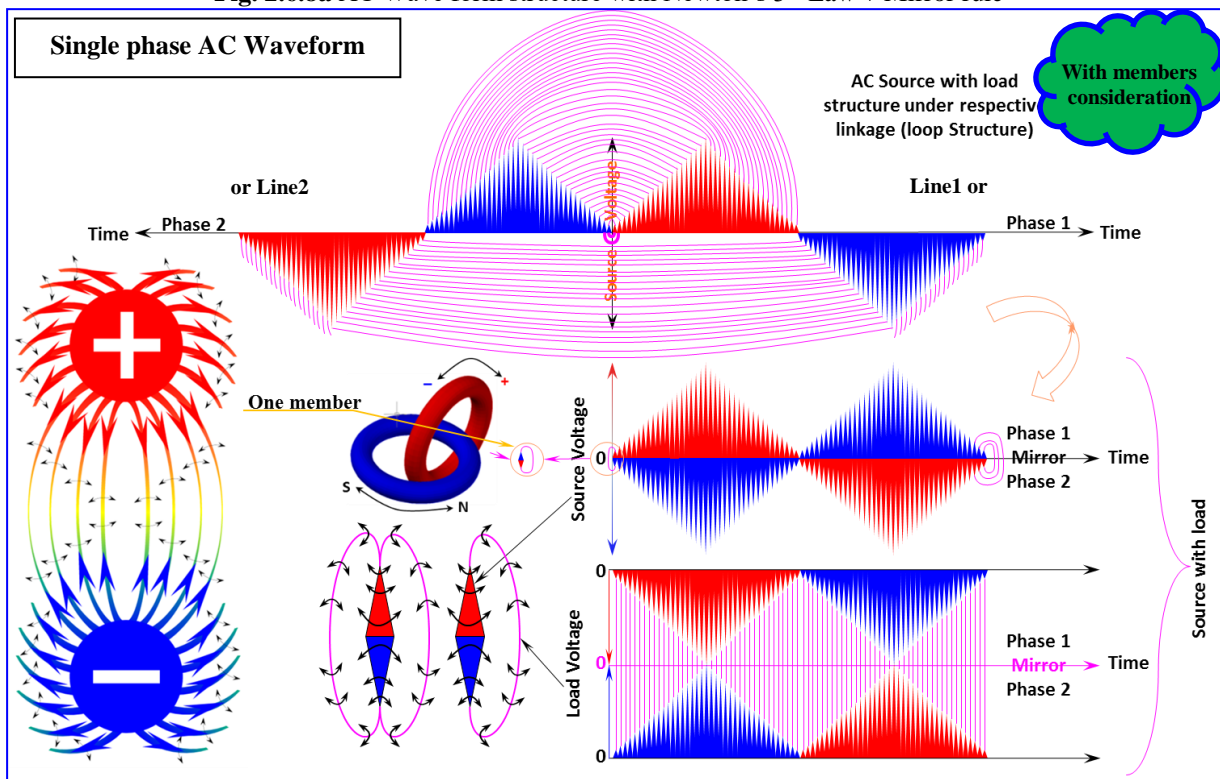


Fig. 2.6.8b AC wave form with members consideration with respective linkage (I = number of members)

Each and every member is having systematic opposite potential energy structure with closed circuit for transformation to drive the time. Each member is having respective control to do transformation as shown in the above said diagram (loop). Each member is having energy built structure with transformation (power) to drive the time. Neutral point or area between the +ve and -ve energies is acting as mirror at source and load for making balance with respect to opposite flow and force. Without force, the transformation (energy dividing process) cannot happen. Each and every member's Electric energy is tied by magnetic short circuits. Time storage and time running processes both are driving the time through transformation process.

AC wave form structure with control linkage is explained with members consideration and rectified wave form is also explained as shown in following. Both positive and negative potential energies are built opposite to one another from source neutral; built energy is transforming through power through load neutral as live time running process. High intensity force at load neutral is storing energy as particles and throw away from loop as child particle, this is indicating system is in processing state as transformation state for delivering Work Done (WD) as resultant factors and running the time running process. Both the loops are one in another for storing energy and controlling the flow rate and declaring life time of the transformation process.

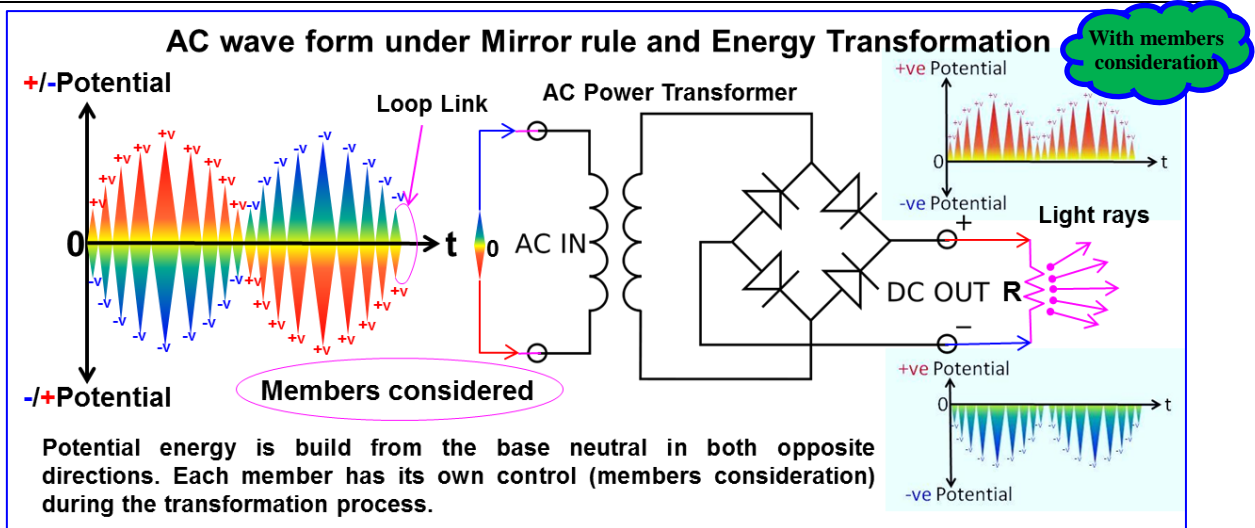


Fig. 2.6.8c AC Wave form with DC Rectifier

Both +ve and -ve potential energies are having opposite relation to each other as per mirror rule + Newtons 3rd law. Mirror rule is a thump rule to understand the flow, structure, velocity, force, etc...; and Newtons 3rd law is helping to determine Force-Power values.

As per above said AC transformer's conversion principles, the wave form structure shall/ should have both concurrent directions as said in above and both are relative to each other. i.e., "an energy with power structure has two faces; Both are relative to each other & both are mirror to each other". Since, we cannot show a +ve value without -ve value under balanced condition (both are relative components of system for transformation (+ve Vs -ve), the time is running based on the transformation process). Both the loops are inter-linked within the system as shown in following diagram.

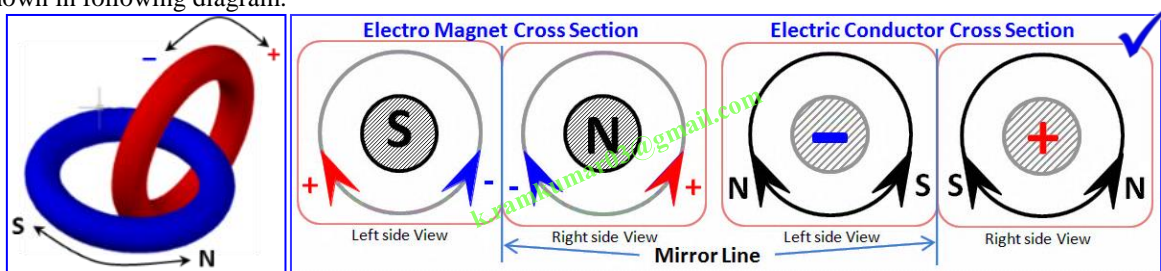


Fig. 2.6.8d One is mirror to another within the system-Proof (two differences only possible)

Both the loops (electric and magnetic) are one in another and polarities (+ and -; S and N) are opposite to one another, 'at the same time', mirror to one another. The following waveform is designed based on without members consideration inside the system.

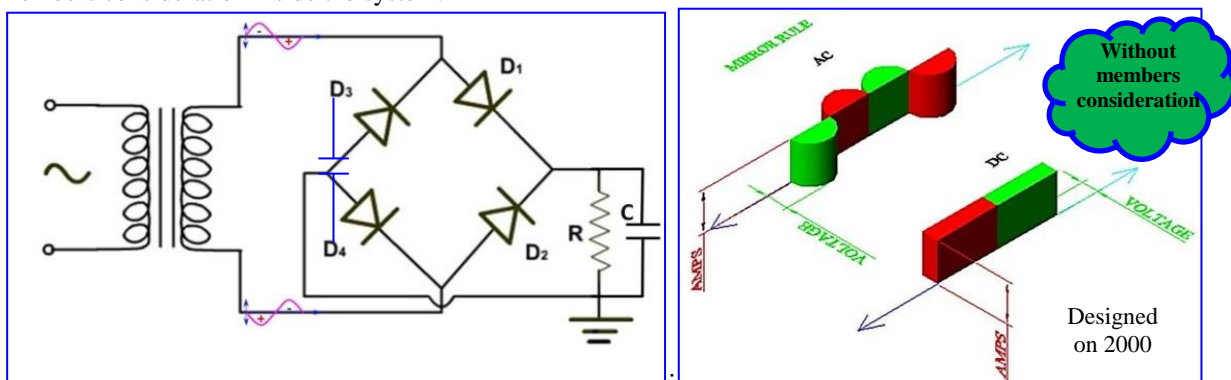


Fig. 2.6.8e AC Transformer with DC converter and graph ("One is opposite to another")

Above said AC and DC wave form are derived by using mirror rule during the year of ~2000. -At the time I have introduced number of members availability inside the system. But, which was not structured by using mechanical theories (as per Newton's Laws). I did many analyses to understand combination principles between electricity and mechanical processes by doing practical experiments. By doing relational analysis with defined constrains as derived above from base principles, we can bring everything within the two forms as boundary and can evaluate everything within the boundary with the help of universal transformation system.

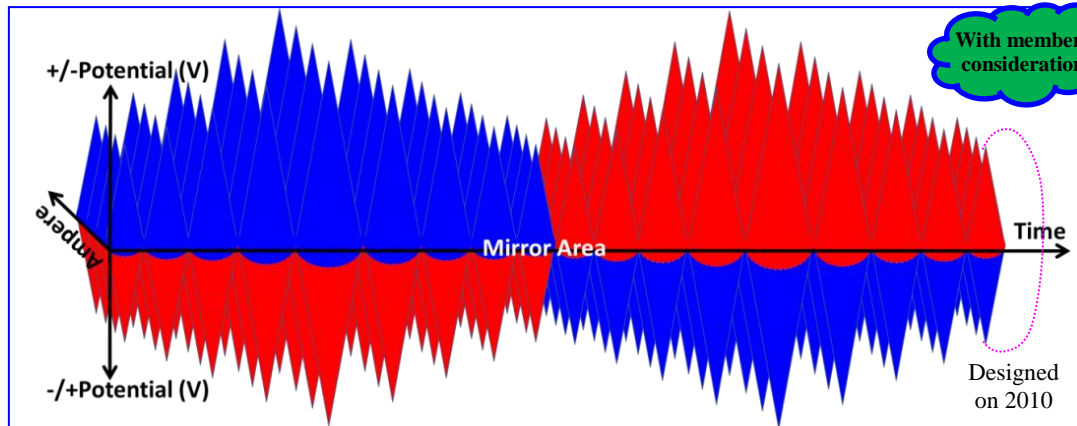


Fig. 2.6.8f 3D AC mirror waveform with members consideration – derived

Both +ve and -ve energies are having interlink in systematic way as explained in following.

{ 50% Positive Voltage \leftrightarrow Mirror area \Rightarrow 50% Negative Voltage } (Logic for source)

{ 50% Positive Voltage \Rightarrow Mirror area \leftarrow 50% Negative Voltage } (Logic for load)

{ 50% Positive Value \Leftarrow Mirror area \Leftarrow 50% Negative Value } (Logic for source with load = Loop)

The Neutral area is always acting as mirror between the concurrent actions and reactions or Potentials.

As per the above said derivation, “one is opposite to another”, therefore we can consider that, one as Positive and another one as Negative (+ve Vs -Ve). Therefore we can bring these two under transformation condition due to force. i.e., Force is directly proportional to Power at the same time power is directly proportional to Force. {ex.: one form \rightarrow Another form + resulting work done under energy with power dividing process}; power is indication of live transformation process.

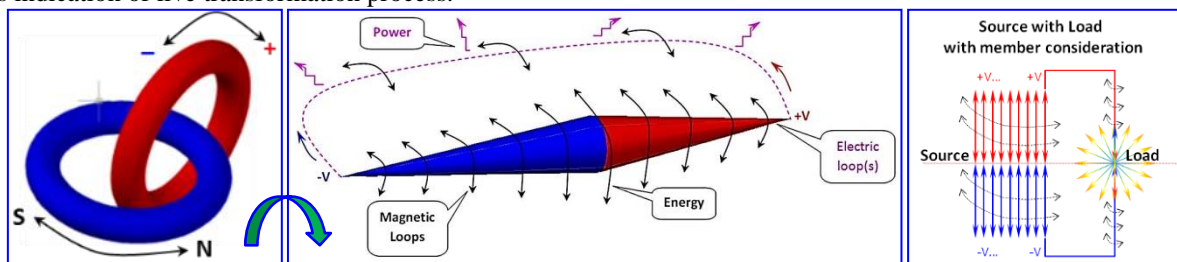


Fig. 2.6.8g Simple potential Energy built structure under transformation with mirror rule (Under Newton’s 3rd Law)



In AC transformer, input AC supply’s polarity directions are changing frequently, which is resulting change in magnetic polarity directions (based on, If electric potential value is appeared as maximum as possible, then magnetic potential value can be appeared as minimum as possible; similarly, If magnetic potential value is appeared as maximum as possible, then electric potential value can be appeared as minimum as possible under transformation); i.e., the electric potential intensity (Voltage/member) is reducing and increasing the magnetic potential intensity due to increase in ampere or current. (Reason, the Ampere (I) is inversely proportional to Voltage (V) under transformation; therefore, the magnetic polarity intensity is increasing due to increase in ampere). That is, 1. Electric energy with power is transforming from one form into another form and resulting magnetic energy with power; 2. Magnetic energy with power is transforming from one form into another form and resulting Electric energy with Power (refer open and short circuit principles). Magnetic and electric potential energies are inversely proportional under transformation processes. In mechanical system, the Mass transformation process under energy with power dividing process is Resulting Work done and the Resultant Work done can be used to transform the energy with power from one form into another form.

Example: DC and AC effect on coil, cycle dynamo. In cycle dynamo, the potential power in permanent magnetic is stored (power.time) in temporary magnet (core) and the stored potential energy is released (PE is transforming into KE) while we change the polarity direction by rotating the rotor (i.e., the stored magnetic potential energy is reduced/ released (= short circuit) and increasing the Electric potential value while releasing.) rotor speed is engaged with releasing speed, so that the work done is engaged with magnetic transformation. i.e., here the Conservation of momentum is playing major role.

Proofs: Concurrent flow of two opposite (+ve & -ve) relative energies within the transformation system (energy with power system): Verified by using oscilloscope as is shown in below.

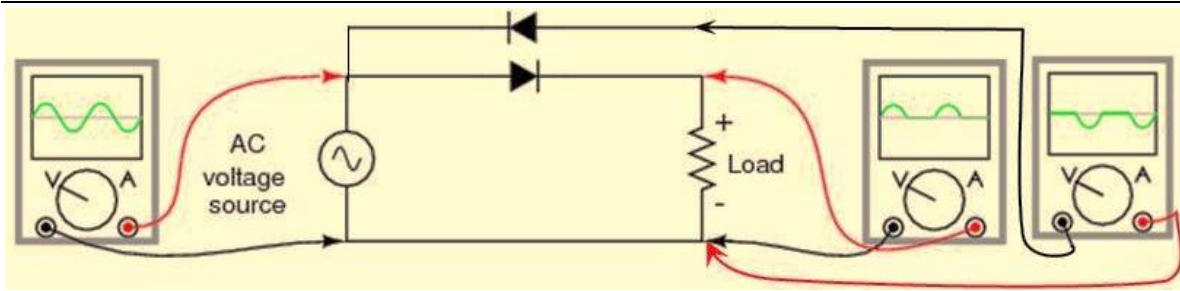


Fig. 2.6.8h Half wave rectifier, (4 nos of half cycle AC wave form =4nos of half cycle DC waveform)

Here, i have shown one line wave form in AC and DC by using rectifier. One line wave form is opposite or mirror to another line wave form as shown in following.

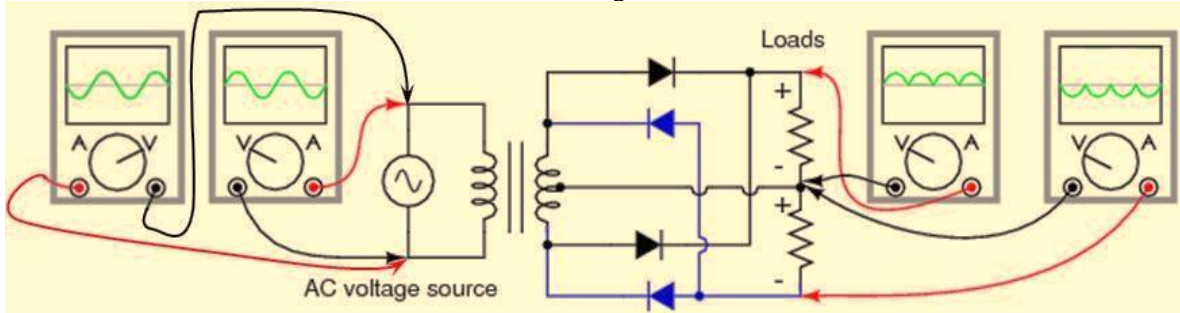


Fig. 2.6.8i Full wave rectifier (secondary voltage = $V/2$)

Logic: 8 nos of half cycle AC wave form = 8 nos of half cycle DC waveform

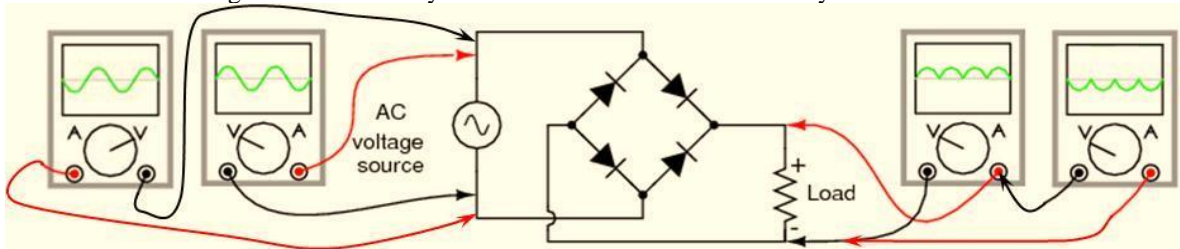


Fig 2.6.8j Bridge Rectifier (secondary utilized voltage = V)

Logic: 8 nos of half cycle AC wave form = 8 nos of half cycle DC waveform

One line flow is mirror to another line flow and opposite relation between them. Neutral area (both source and load) is acting as mirror in each and every phase. High potential +ve and -ve energies are meeting opposite to one another at load due to attraction and create high intensity force/member. Source neutral is having low potential intensity due to more area.

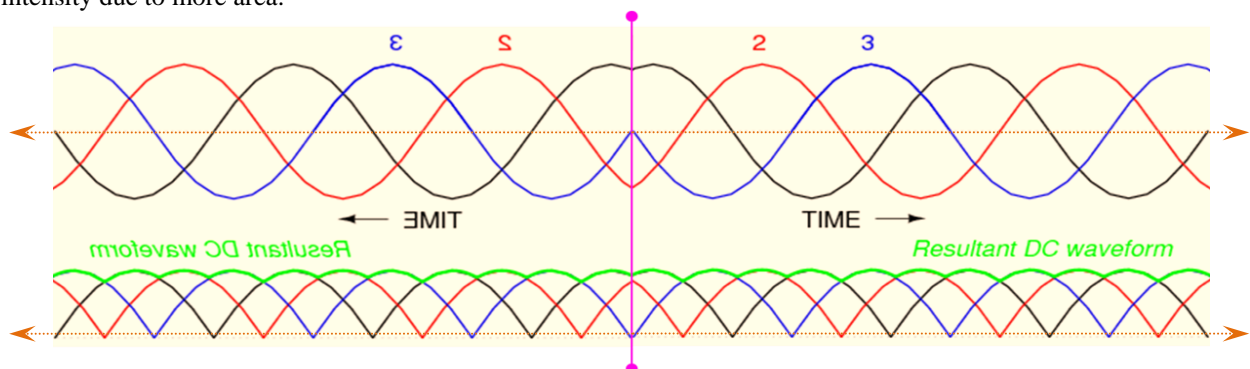


Fig 2.6.8k Three Phase wave form is designed based on above analysis with Newton 3rd Law + Mirror rule

Both the concurrent waveforms are moving opposite to one another. And the neutral point or area between the relative (linked) +ve and -ve energy is acting as mirror to build the potential energy(s) and potential power(s). Force between the concurrent energies (+Voltage Vs -Voltage) and making mirror relation between them. Each phase and its relative mirrored phase are having link (neutral) with respect to Force (mirrored). There is no direct relation between one set to another set of mirrored waveforms.

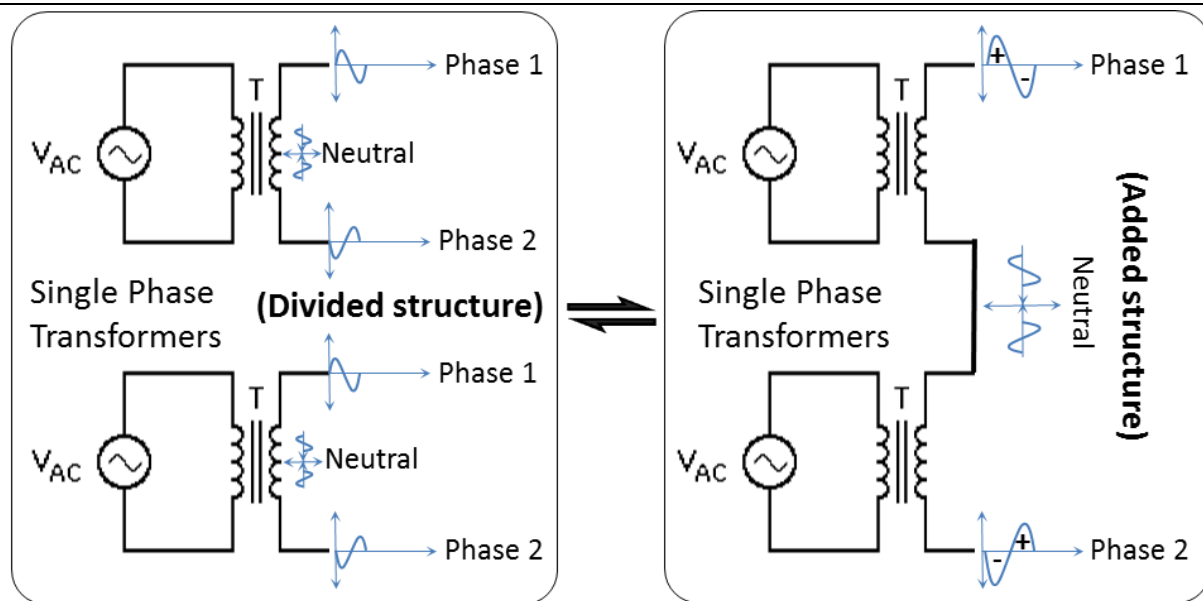


Fig.2.6.81 Energy with power adding process and the base point of Neutral

Here Transformer's Secondary windings are connected in series and parallel. Both the line's actions are opposite to one another; therefore, we can bring this under mirror rule + Newton's 3rd Law. Therefore, Middle point = neutral point between the above said two opposite waveforms is act as a mirror.

Comparison between added and divided structure is as explained below...

$$V_{\text{addition}} = V_1 + V_2$$

$$I_{\text{addition}} = \text{Constant and meeting with the above said derivation.}$$

$$R_{\text{addition}} = R_1 + R_2$$

$$V_{\text{Divided}} = \text{Constant}$$

$$I_{\text{Divided}} = I_1 + I_2$$

$$1/R_{\text{Divided}} = 1/R_1 + 1/R_2$$

$$VI = C \text{ and } VI t = C$$

* Series is added structure and parallel is divided structure.

* Energy and power are same in both added and divided structures.

* there are two differences only possible. We can not create more than two differences with in the system.

* energy with power is a loop structure (time storage with live time running structure).

* Attraction process is involved in series combination (added) and lead to voltage addition process between the two AC transformers. Electric Conduction is possible only in series combination.

* Repelion process is involved in parallel combination (divided) and lead to voltage dividing process between the two AC transformers. Here no conduction through them due to repel force between the transformers.

* neutral is generated due to force between +ve and -ve voltages.

* Force at sources (low pressure) is helping to build energy in the form of time storage and force at load is helping to build power (energy transformation) in the form of live time running process.

* while adding, the each atom's partial number of flux lines are joined as added structure and allowing conduction through them from high pressure (source) to low pressure (load).

Energy with power added Structure is derived based on above said analysis on energy with power transformation process (we must consider energy with power condition for doing transformation; transformation is resulting work done under energy with power dividing process). The AC Transformer's energy with power is added as per energy with power adding process and we get doubled potential (V) value in output.

Each end of the two opposite phases are jointed together and becomes neutral. i.e., this point is act as base neutral or center point for concurrent potential energy build up under transformation. The energy is build-up from the base of neutral point toward both the directions (opposite directions) and the power is generated while facing or impacting of opposite high potential energy due to attraction at load.

In source, the potential energy is built up from zero gradually, hence there is no high intensity of force is generated. But in load, there is a load neutral having high intensity of force due to meeting (attraction) of high intensity of both positive and negative potential energies. Energy with power is divided while meeting of both positive and negative potential energy at load due to high intensity.

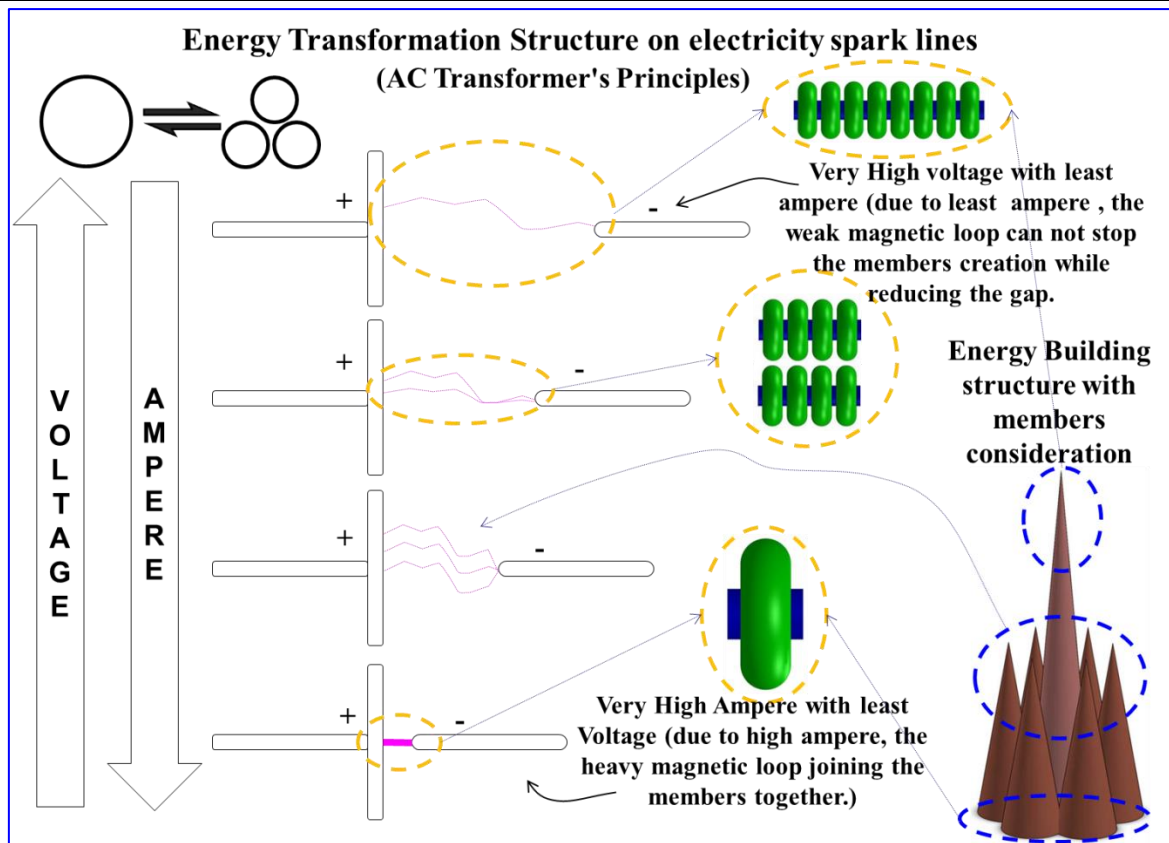


Fig. 2.6.8m High voltage sparks transformation structure and link with Energy built structure

Magnetic powers (loops = members) are generated (induced) over the electric loop due to closed circuit (electric energy flow). Voltage and ampere both are inversely proportional (must be) under transformation. So that, we could see long single line spark between the opposite poles if we keep more gap between the poles. If we reduce the gap between the poles gradually, then the spark lines (number of members) are increasing gradually and finally all the spark lines are joined together and transformed into one thick line due to low gap or highest ampere. i.e., heavy magnetic loops are joining the members together due to high ampere with low voltage. Energy dividing process is takes place while reducing the gap between the opposite poles. Spark line transformation principles are meeting with the above derived energy with power transformation principles.

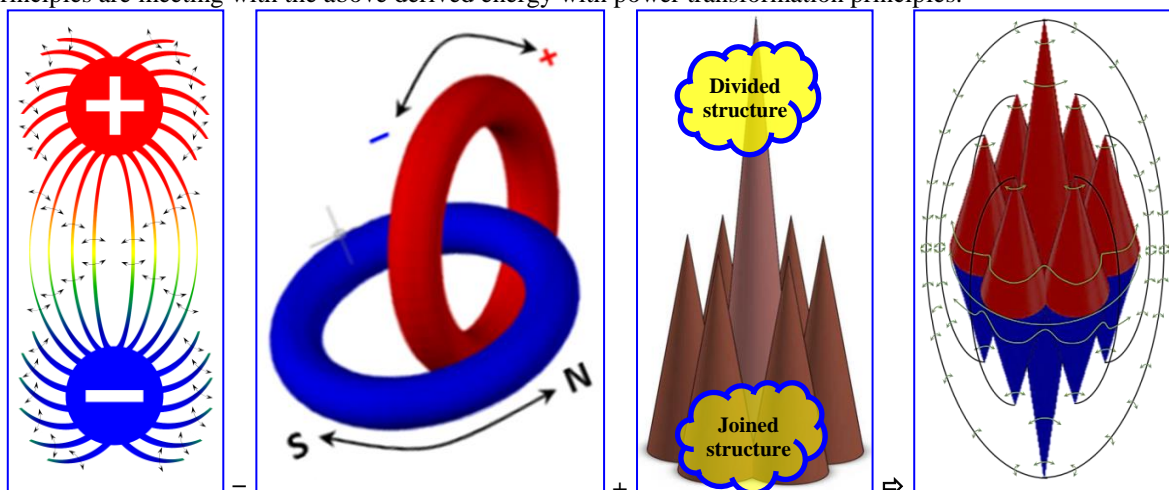


Fig. 2.6.8n Energy Built structure without and with consideration of Newton's 3rd Law + Mirror rule

Based on analysis ($I \propto \frac{1}{V}$), Energy with power (source with load = closed circuit) built structure including members consideration is designed and found that the base or neutral portion is having joined structure of all the members within the system. Both +ve Vs -ve potential energies are built as energy in source as time storage and transforming as dividing process to deliver work done = Velocity energy, heat, radiation, rays... etc.

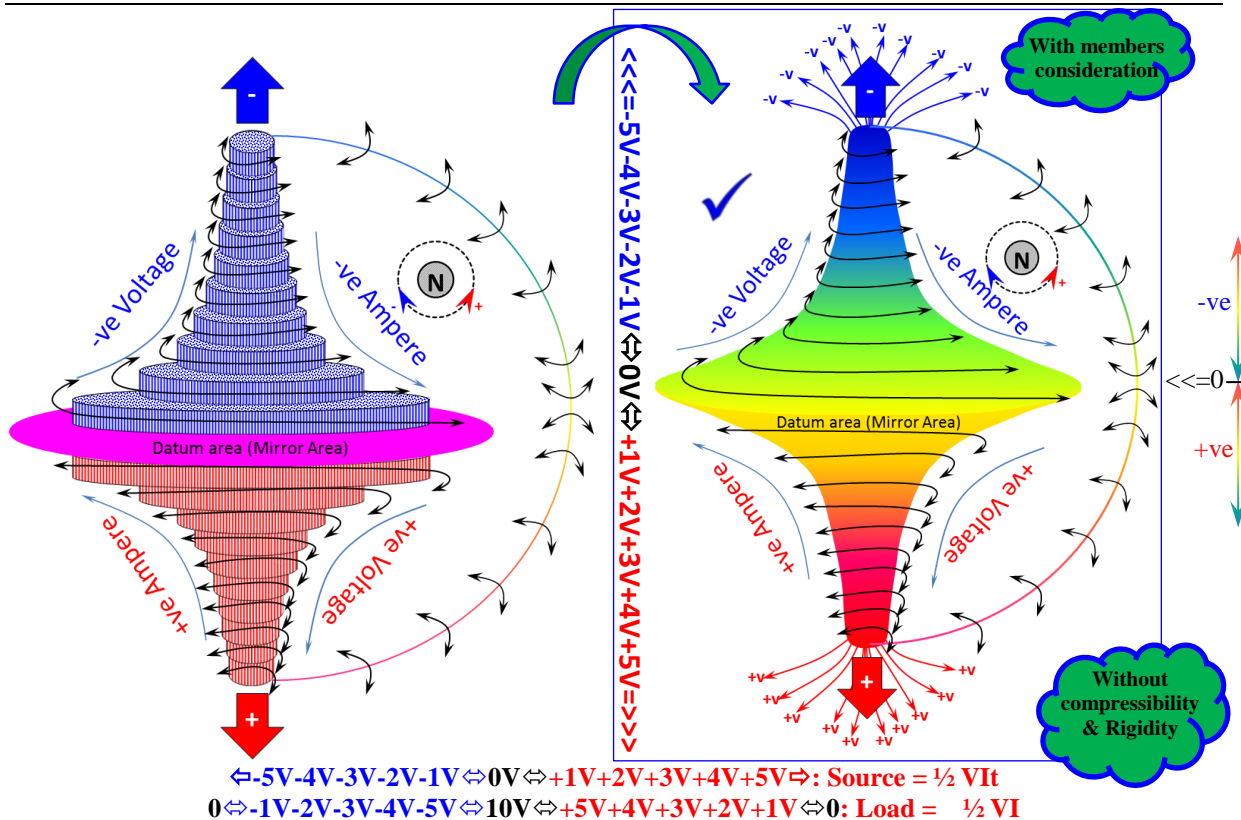


Fig. 2.6.8o Potential Energy ($\frac{1}{2}VI t$) with power ($\frac{1}{2}VI$) built structure with members consideration based on Transformer’s principles, Newton’s 3rd Law + Mirror rule
 {Potential Energy with Power Built Structure: Proof: AC Transformer, Series & Parallel combination under transformation, Capacitor, ($VI t = \text{Constant}$), ($VI = \text{Constant}$), Electricity polarities, ($V \propto R$), ($I \propto \frac{1}{R}$), ($V \propto \frac{1}{I}$) and open and short circuits} i.e., ($+5V$) - ($-5V$) = $10V$ (load neutral value) \Rightarrow one number of energy with power is transforming into more number of energy with power.

Both positive and negative potential energies are moving opposite to one another due to attraction and the maximum pressure is generating in between the positive and negative potential due to meeting of high potential (high Pressure) at load, then the potential energies are stored as heat energies/ light energies and leaving from the circuit at load area. The Source neutral is also having same force (in spread condition = Low Pressure), which induces the magnetic loops over the electric loop. We cannot separate either electric or magnetic energy with Power from the circuit; both are mingled in system of Electro-magnetism = electricity. The internal resistance at source neutral is very very low as \sim zero, the resistance is proportionally increased with respect to increase in voltage to make or keep the potential energy (storage) in potential. ‘V’ is directly proportional to length and ‘I’ is directly proportional to area, but $VI = \text{constant}$ and ($V \propto \frac{1}{I}$) under energy with power transformation process.

This structure is derived from combination principles of AC Transformer’s Principle = series, parallel under transformation principles and loop structure (magnetic and electric loops are one in another) with direction of electricity polarities (electro-magnetism) as I said/ derived in above. Here electric polarities are having maximum potential and each and every magnetic polarity (loop) has minimum potential as per the above said limits. We can derive atomic Structure by using this 3D Energy with power structure. i.e., energy storage with load power structure (source with load structure) = Atomic Structure = magnetic Structure = Electro-Magnetic Structure = time storage with live time running structure. It is equal to a normal electric circuit.

2.7 The Atom or Particle structure = Electricity system of Energy with power Structure

As per the above derivation, atoms are classified into two types. One is Electric Particle(s) and another one is Magnetic Particle(s) (two differences are only possible (both are opposite relatives)). Both the types are having both the loops as derived above. Electric loops are in short circuit condition in magnetic atom(s) and relatively the magnetic loops are in short circuit condition in electric atom(s). Both the loops are one in another and depending each other for transformation. Once again the energy with power built structure is compared with existing theories and finalized as explained below.

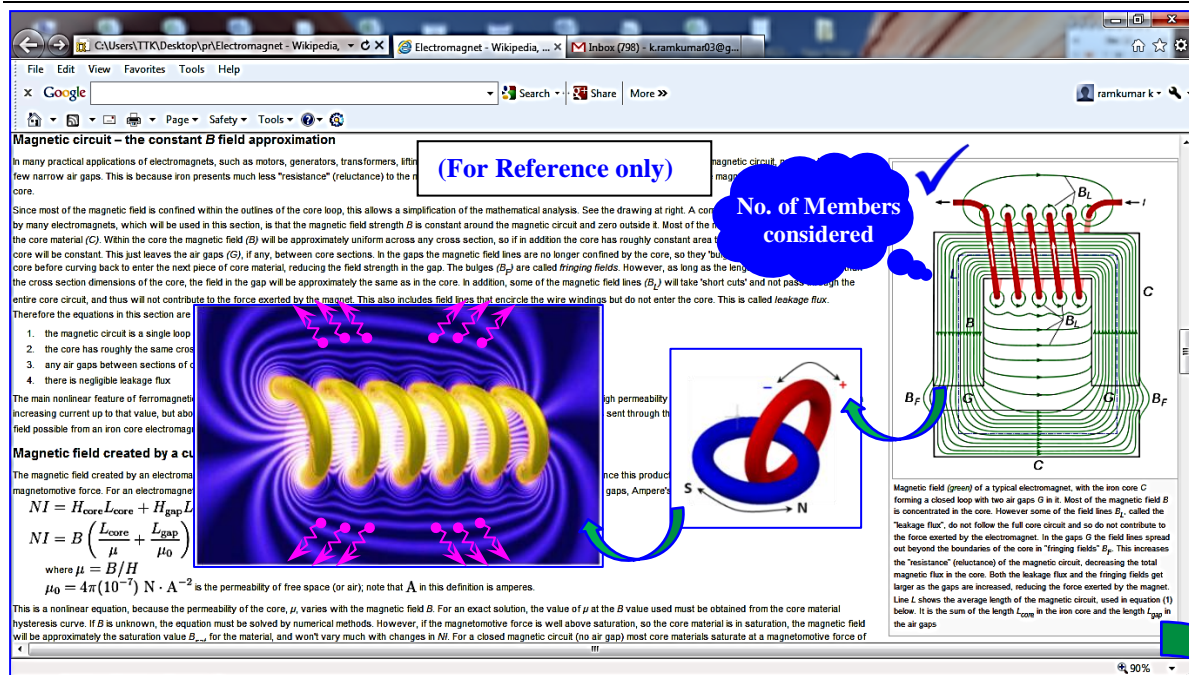


Fig. 2.7a System of Electric with Magnetic energy with Power (Electro-Magnetism Structure = loop(s) structure) – taken From Current theories / science

This is also talking about closed circuits in both electric and magnetic. Both the loops are one in another. Using this and with the above derivation, I have derived the atomic structure roughly as shown in following.

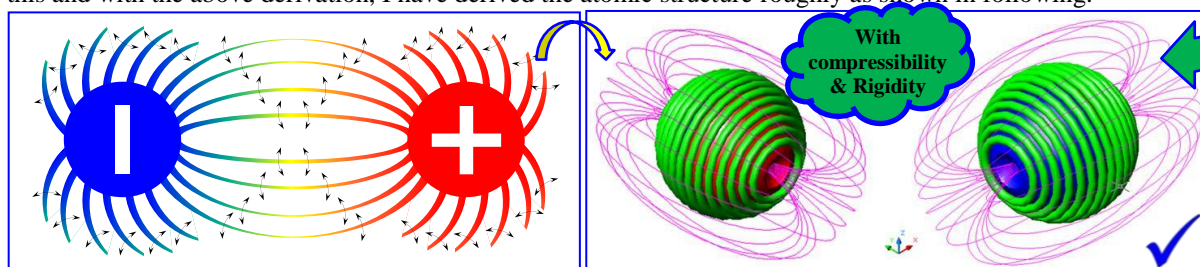


Fig. 2.7b Energy with power built structure (simple atomic structure) (loops)

Conditions (constrains as derived above): Same pole members repel each other and opposite pole members attract each other. Due to this, flux lines are generated / divided in one pole and gathered / added in opposite pole. Transformation of Energy with power is controlled by “loops are one in another”.

- * both electric and magnetic loops are one in another as electro-magnetism under transformation.
- * one loop (if electric) shall/ must have potential time storage (universal loops) and relative other loops (magnetic) are independent (no time storage = Short circuit(s)) over the universal loop(s) (electric).
- * both the loops are depending eachother for transformation.
- * i.e., if Electric potential value (voltage \propto potential) is appeared as maximum as possible, then the magnetic potential value can be appeared as minimum as possible ($V \propto \frac{1}{I}$); likewise, if Magnetic potential value is appeared as maximum as possible, then the Electric potential (voltage \propto potential energy) value can be appeared as minimum as possible.
- * Both electric and magnetic potential values are inversely proportional (series is electric and parallel is ~magnetic). (Potential less independent loops (if magnetic) are induced by potential loop(s) (electric) during the transformation.)
- * Closed circuit condition (loop) is Energy with energy transformation (Power) condition.
- * Force is essential to do transformation of energy with power from one form into another form, no force means no transformation, and no transformation means no work can be performed. For that both opposite forces ($+F = -F$) are essential requirement.
- * Force (F) and Power (P) are having direct relation;
- * Pressure (p) and Energy (E) are having direct relation.
- * ~~If we open the loop, then we can stop the time running process. This is not possible... try... (I failed)...~~
- * Load (Power) can transform into Source (VI can transform into VI).
- * Transformation is happening through power. $\{(VI t \Rightarrow VI.t) = \text{Energy} \Rightarrow \text{Power.time}\}$

- * The time running transformation system can survive forever without fail. (\Leftrightarrow)
- * Transformation processes are energy with power adding and dividing processes only.
- * We cannot create more than 2 differences within the system boundary (relativity) as per Mirror Rule*.
- * Neutral area is acting as mirror to build the energy in systematic way at source. Force intensity at load is dividing the energy from source.
- * We can use Newton's 3rd law under transformation to understand the structure of energy with power.

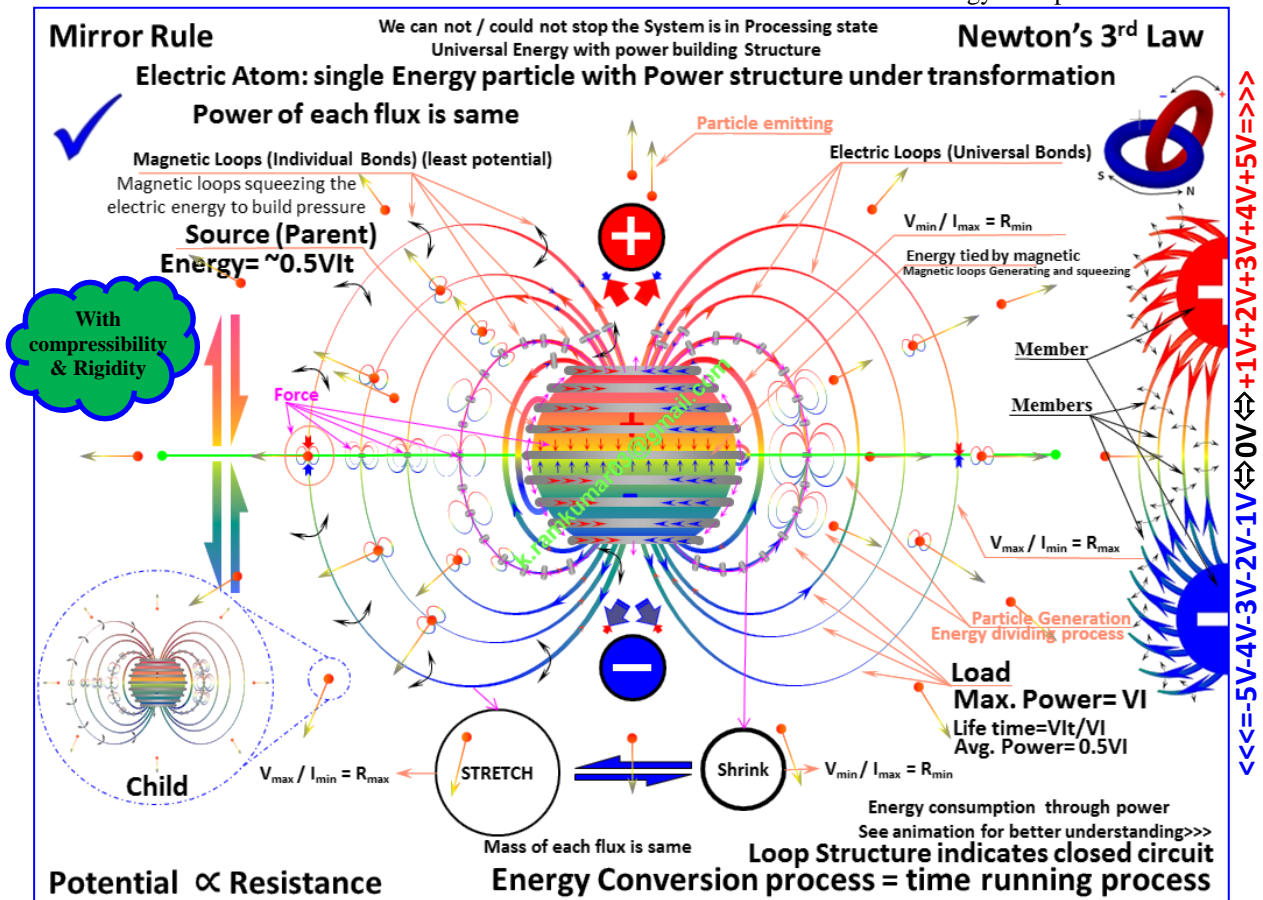


Fig. 2.7c Electric Atom (sectional view) = Electric Energy with power built Structure under transformation (system of time storage with live time running process)

Both electric and magnetic loops are one in another; both the loops are depending each other for transformation process. If electric potential is appeared as maximum as possible, then the magnetic potential can be appeared as minimum as possible; (or) if magnetic potential is appeared as maximum as possible then the electric potential can be appeared as minimum as possible. Due to this, one (electric) loop has time storage with universal loops linkage and other loops (magnetic) are independent over the electric loops.

Source of the electric loop is having force of attraction at source neutral region, but no flow of energy across/ through source neutral due to least potentials at source neutral and systematic potential build up (refer Power built structure for AC Transformer) is created. This source force is reacted and high potential energies are flowing opposite to one another toward opposite source through (flux) load neutral(s). Load neutral is having force due to meeting of +ve Vs -Ve high intensity potential attraction; which creates energy storages (particles) and subtracted from the source.

Minimum energy with high acceleration is returned to opposite potential's energy source due to attraction after energy dividing process at load. At the end of attraction process by the opposite sources, minimum /least returned energies both +ve and -ve are meeting at source neutral region and creating high intensity force of attraction (highest acceleration). This attraction force between opposite sources through source neutral are adding potential intensity / induces potential on the short circuit magnetic loops over electric loop. Energy on Magnetic short circuit loops are squeezing the source energy due to short circuit condition and divided themselves as short circuit loops over the source neutral region (i.e., adding magnetic short circuit loops on electric source for making energy flow).

Force at source neutral is adding energy to magnetic short circuit loops over the electric source neutral region. Encouraged (induced) Magnetic loops are squeezing the electric loop by reducing its diameter due to circumferential attraction. Squeezing action creates pressure on source energy to make flow toward load neutral

for dividing. i.e., created / divided magnetic short circuit loops are moving opposite to one another along with electricity flow by reducing its diameter toward load neutral. While moving, the magnetic loops are divided at flux line area (at source also) and formed over the flux lines and moving toward the load neutral. i.e., magnetic loops are squeezing and flowing the electric energy toward load for creating high intensity of forces for dividing and for resulting work done (particle radiation with velocity).

That is, magnetic loops are trying to tie/ control /hold (resistance) the electric loop by radial / circumference attraction & by reducing its diameter; at the same time, electric loop(s) are trying to expand the magnetic loops through attraction (action and reaction of one in another loop structure is creating rigidity and pressure) for quick flow. This helps to store and run the time through controlled transformation process (Resistance).

* Electric potential energy from the source is flowing opposite to one another due to squeezing action of magnetic loops and attraction between opposite poles. +ve and -ve high potential energies are meeting at load neutral and creating child atoms. (Energy dividing process)

* In source, both +ve and -ve potential energy are built like power-built structure and regulated (by magnetic loops) energy is flowing opposite to one another due to attraction and pressure.

* Pressure energy is generated inside the atom due to squeezing action of induced /generated 'induced ~Potential less magnetic loops = magnetic short circuit loops' at source neutral because of maximum change in internal KE (attraction forces at source).

i.e., Time storage = energy storage is divided at load and minimum energy is return back to source through opposite energy's path (flux lines) (by attraction); at the end of attraction, both +ve an -ve energies are impacting each other at inside source neutral region, returned energy is stopped by force of attraction; Which creates/ induces magnetic short circuit loops over electric source and squeezing the electric source by circumferential attraction (reducing its diameter) for energy flow opposite to one another.

* Electric Members (flux lines) are generated at poles, but inside all the members are joined together by compression of magnetic loops.

* We cannot measure the polarity of magnetic loops due to uniform magnetic intensity throughout the each and every loop = no potential = short circuit(s). Magnetic loops are transforming itself by reducing its diameter (short circuit(s)) & increasing number of loops (dividing the loops).

* But in electric loop, we can measure the polarity intensity due to potential. All the electric loops are joined together inside the atom, but all the magnetic loops are independent over the electric loop. This helps to store the time at source as energy and run the time at load as power. Transformation is happening through power.

* While squeezing action the diameter of magnetic loop is reducing and moving along with electric flow to load neutral for tying child atoms at load for dividing. Electric energy is tied by magnetic loops at source and load.

* On flux lines, the power (radiation / light/ heat/ particle-emission) is generated during attraction process due to meeting of opposite high potential flow (Force = +F Vs -F). The energy from source is transforming / dividing as particles and leaving with high velocity from the source. (this is centrifugal force);

* Power is directly proportional to Force and Transformed energy 'Power.time' is directly proportional to 'Force.time'; therefore, energy is directly proportional to Pressure (intensity);

Atomic transformation limits are given below based on analysis done as said above.

* **Total system under transformation is** $\frac{V_{\text{Highest}}}{R_{\text{Highest}}} = I_{\text{Least}} \Leftrightarrow \frac{V_{\text{Least}}}{R_{\text{Least}}} = I_{\text{Highest}} ; \Leftrightarrow = \text{live time running process}$

* This is named as principles of Universal transformation system and analyzing total system properties under transformation.

* Total system's energy = VI in N.m = Constant; Total System's Power = VI in Watts = Constant

* Life time $t = VI / VI$ (infinite under transformation)

* Time running process has No start 'at the same time' No End or 'Start \Leftrightarrow End' under transformation.

* Transformation is resulting work done under energy with power dividing process

* Each Particle's (member) life under transformation is $\left\{ \frac{V_{\text{Highest}}}{R_{\text{Constant}}} = I_{\text{Highest}} \right\} \rightarrow \left\{ \frac{V_{\text{Lowest}}}{R_{\text{Constant}}} = I_{\text{Lowest}} \right\} \Rightarrow$ Ohm's

law is analyzing each member's properties under transformation and meeting with principles of universal transformation system. Proof: number of members consideration inside the system under transformation. The parent atom's area is also reduced while transformation process, and which is explained in 2.8.1.

Energy of each particle = $\frac{1}{2} VI$ in Nm; Power of each particle = $\frac{1}{2} VI$ in Watts; Life time = $E/P = VI / VI$ in years;

Proof: series, parallel combinations under transformation, Newton's laws, Mirror rule, AC Transformer Principles, Law of conservation of energy, mass, momentum, Ohm's law.

Two types of atoms (only) are shown below as reference (**Fig 2.8.2d**). We cannot create more than these differences within the system boundary.

2.8 Atomic = Universal Energy with power dividing & adding process under transformation to drive the time:

A form of Energy with power system could not/ cannot be available without transformation within the system boundary. Transformation processes are driving the time wheel. And transformations are two types, one is energy with power dividing process and another one is energy with power adding process. But both are under system control for driving the time wheel without start and stop. (Start \rightleftharpoons End). The time running process could not/ cannot be stopped under energy with power transformation processes.

i.e., **Start** = $\left\{ \frac{V_{\text{Highest}}}{R_{\text{Highest}}} = I_{\text{Least}} \right\} \rightleftharpoons$ **End** = $\left\{ \frac{V_{\text{Least}}}{R_{\text{Least}}} = I_{\text{Highest}} \right\}$ -is indicating loop structure.

As per the above said deepest derivation, we could get certain clarification about The System. In universe starting time, A Biggest Energy with Biggest Power has divided into many numbers of energy with power and divided many numbers of energy with power further divided into so many, many... number of members ... etc and up to least energy with least power of many most members (in end state); which was happened because of Force (+F = -F; is indicating simultaneous actions.) between positive and negative potentials. Potential is indicating value; if no potential means no value. During end of the dividing process, transformed least members are trying to join together by condensing themselves to restore or rebuild the One of the biggest Energy with Power, because of each member's least energy with least power condition (least resistive condition among them). i.e., strength less particles are joining themselves and bonding themselves and creating the one biggest particle because lowest resistance among them. Least temperature / pressure space is required to build the one. Then only they can join by resistance less atmosphere among them. They going to store the divided time into The One for further dividing process to drive (to start the universe) the time forever, storing the time is called energy with power adding process. Between start to end has longest time period due to the one biggest time storage (**highest Resistance**) under transformation and between end to start has shortest time period due to ~no time storage = most members are having lowest time storages (least resistance condition among them). (Dividing process is controlled by Resistance; R is directly proportional to Life Time; Dividing process is controlled process for time; not the Big Bang process = not a sudden change like bursting.) (example as a proof: Our Sun – Transformation is happening in controlled manner not like big bang process. Resistance is very important to control the transformation process speed.)

In intermediate time, the low value particles can join (bonding ~without (partial) energy with power adding process) themselves at low value area because of big particles or heavy masses were not transformed fully around them in the universe, they can accelerate the dividing process.

While dividing, each member's ampere is also divided, then R= Constant for each members. Because, all parent atom's neutral area is reducing gradually w. r. to time running process (the above said derivation is determined based on 'each and every member's ampere is same among them', but this must be modified based on Ohm's Law to make suitable (reality = actual condition) with respect to atomic transformation and time running process $\{\infty \leftarrow \text{Past} \leftarrow \text{Present} \rightarrow \text{Future} \rightarrow \infty\}$). Therefore, Total system properties is $(I \propto 1/V)$ and each and every member's characteristic property is $(I \propto V)$ (R is Constant). i.e., the total transformation system's properties are not meeting with the Ohms law. But each and every individual's properties are meeting with ohms law under transformation.

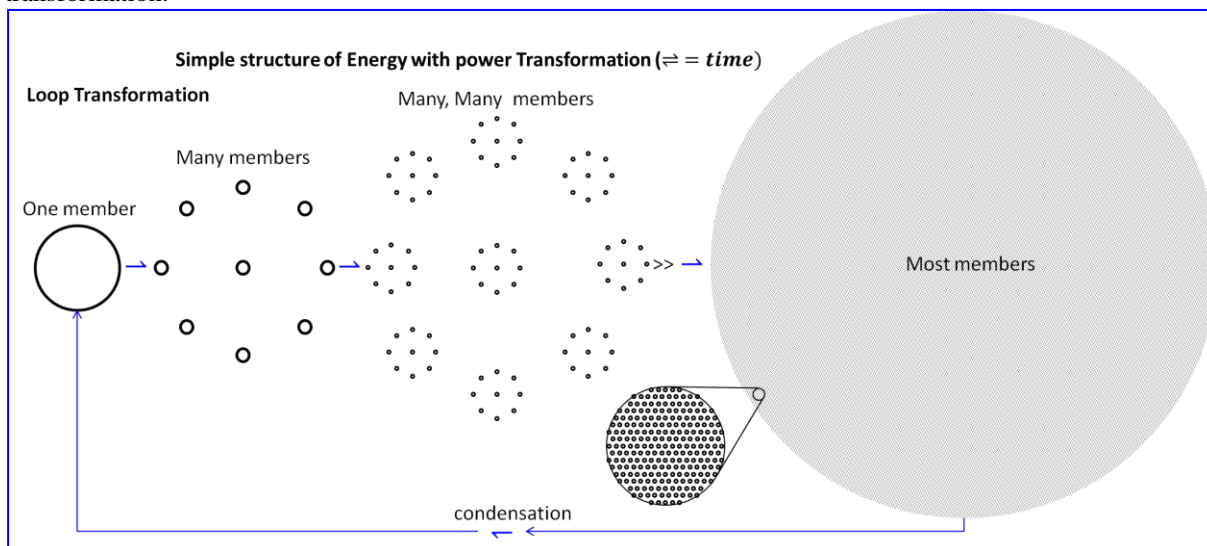


Fig. 2.8a simple energy with power (loop) transformation system

Simple energy with power transformation system is shown in the above figure based on above said analysis. Force is driving the time wheel by dividing and adding processes (i.e., Energy with Power transformation processes).

Loop structure is indicating energy with power structure. i.e., both electric and magnetic loops are one in another and if electric potential value (V) is appeared as maximum as possible, then magnetic potential value can be appeared as minimum as possible; similarly, if magnetic potential value is appeared as maximum as possible, then electric potential value can be appeared as minimum as possible. These two conditions are very important to derive atomic structure or energy with power built structure under transformation.

The following universe transformation system is derived based on above said analysis and understanding. No energy can stay in one form without transformation. Loop structure (energy with power) is driving the time wheel forever without fail. Force between +ve, -ve and N, S are reason for transformation in loop structure. Force is essential to do transformation process, without force the time cannot run to perform work.

2.8.1 Ohm’s law and Energy with Power Transformation system (time involved)

Each and every member’s properties are meeting with the principles of Ohm’s Law. But total system’s properties are meeting with the principles of Universal transformation system (AC transformer’s principles). i.e., each member’s properties under transformation is: “ $V \propto I$ ”; $R = \text{Constant}$ (each and every individual’s values under transformation); here, $I = I_n$ is ampere per member (shall not be considered as number of members here as per Ohm’s Law + Universal Transformation System’s concern; that is, each and every member’s ampere is reducing gradually during the transformation process (energy with power dividing process).)

Universal properties under transformation are: “ $V \propto I$ ”; “ $V \propto R$ ” and “ $I \propto \frac{1}{R}$ ” (universal adding and dividing processes). And each and every individual’s properties are “ $V \propto I$ ” and $R = \text{Constant}$ under transformation. Refer Table 2.8.2a for further clarification.

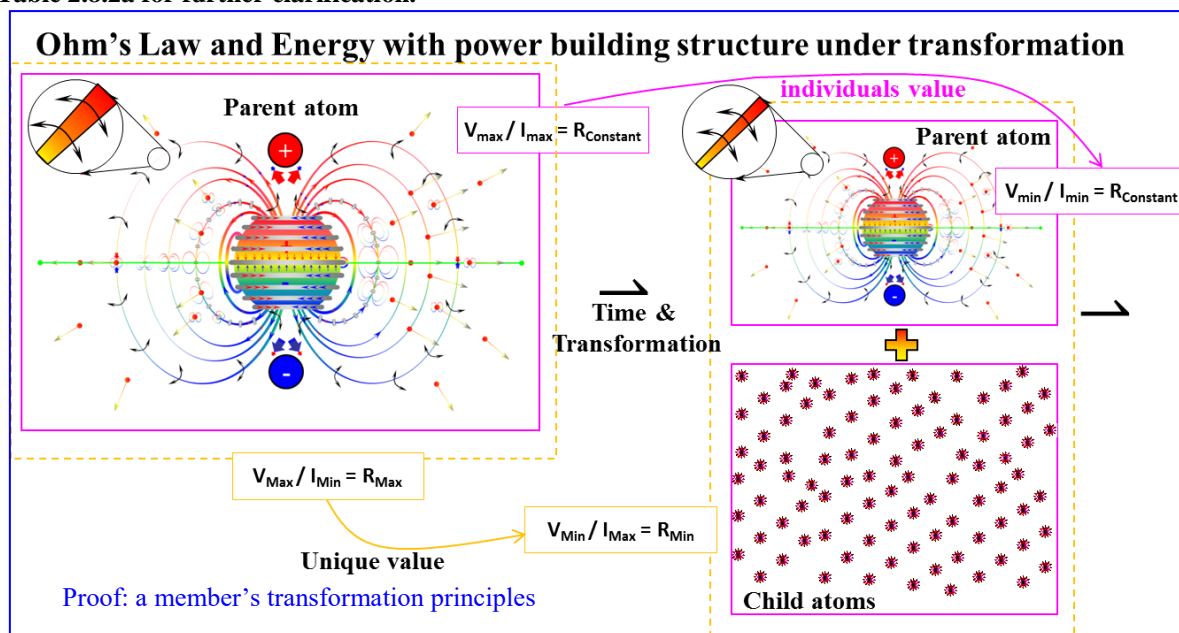


Fig. 2.8.1a Ohm’s law and a member’s transformation

Atom size and thickness of flux lines are reducing gradually during the transformation processes (dividing Process). These changes are meeting with the principles of Ohm’s Law. But total transformation system properties are meeting with the principles of Universal Transformation System or AC Transformer or Series parallel under transformation principles.

2.8.2 An Atom is in processing state is explained in detail with a diagram.

This is derived based on above said analysis and observations. The following important logics as derived above are base for draw the sematic structure.

a) Law of conservation of energy with Power under transformation is driving the time. Transformations are two types, one is Energy with Power adding process and another one is Energy with Power Dividing Process. Two differences only possible. Time is running through transformation processes; $E/P = \text{life time} = t$; ‘change in energy / change in time’ is called Power.

b) **Ohm’s Law:** ‘Ampere is directly proportional to Voltage’ at constant resistance condition- is analyzing / explaining each and every member’s structure and conditions under transformation. $I_n = \text{Ampere}/ \text{member}$. This is focused on individuals properties under transformation. Here $R = \text{constant}$; V and I_n are variables, inversely proportional properties.

Each Member’s limits are $\text{Start} = \left\{ \frac{V_{\text{Highest}}}{R_{\text{Constant}}} = I_{\text{Highest}} \right\} \rightarrow \text{End} = \left\{ \frac{V_{\text{Lowest}}}{R_{\text{Constant}}} = I_{\text{Lowest}} \right\}$

c) **Principles of Universal Transformation system:** Voltage is inversely proportional to Ampere or Ampere is inversely proportional to Voltage. V, I and R are variables. – is analyzing / explaining the total / universal transformation structure and conditions. {Resulting $V \propto R$; $R \propto \frac{1}{I}$; Series combination is indicating energy with power added structure / condition and parallel combination is indicating energy with power divided structure/ condition.}

$$\text{Total System's limits are Start} = \left\{ \frac{V_{\text{Highest}}}{R_{\text{Highest}}} = I_{\text{Least}} \right\} \Leftrightarrow \text{End} = \left\{ \frac{V_{\text{Least}}}{R_{\text{Least}}} = I_{\text{Highest}} \right\}$$

There are two types of controls, individually and universally, universal control is nothing but Fate. Individual members are having divided energy with power for performing within his level, cannot control/ influence the whole/ others. Based on members properties the universal system can control/ influence on everything. i.e., There are two types of controls (self & universal) are driving the time, but the universal control is having different destination and looks like Fate. Difference between individual and universal properties/ natural phenomena are opposite relative path way like a fate for driving the time toward its destination of resistance less condition among the members; for that, the system is executing the high potential values through dividing process as normalization process by dividing up to least potential values; for joining everyone under the group due to resistance less/ strength less condition.

d) **Open and short circuit logics:** “In a circuit, If Electric potential value (voltage $= \propto$ potential) is appeared as maximum as possible, then the magnetic potential can be appeared as minimum as possible; likewise, if Magnetic potential is appeared as maximum as possible, then the Electric potential can be appeared as minimum as possible. (Both loops are depending each other to store and run the time) open circuit is indicating ‘electric potential loop’ with ‘potential less magnetic loops = short circuit loops’; at the same time short circuit is indicating ‘magnetic potential’ with ‘potential less electric loops = short circuit loops’

e) Newton’s 3rd law with mirror rule is helping to understand the structure of concurrent potential values & its transformations. Energy with power Transformation is happening because of Force, which is driving the time. Series, Parallel combinations under transformation are having link with Newton’s 3rd Law of Force with mirror rule. Force-Power Relations are very important for Transformation process. Transformations are happening through Power, Power is indicating Live time running transformation process.

f) Loop structure is indicating source (time storage) with load (running time); magnetic and electric loops are one in another. One loop’s time storage (potential loop) is tied by another type of loops (short circuits).

g) Series, Parallel circuit’s natural properties are equal to AC Transformer’s Natural Properties.

h) Time storage and Live time running Process are involved in transformation process. Energy is indicating time storage and Power is indicating Live time running process.

i) Electro-Magnetic System: Loops are one in another under transformation; One loop shall/ should have time storage and other loop(s) shall/ should have short circuit loops over the time storage loop.

j) Power-Force and Energy-Force.time relations are involved.

k) Energy with Power dividing Transformation process is resulting work done as resultant factors like KE, Speed, Heat, Radiation, Flame, etc

l) Both the loops are depending each other for transformation – in electric circuits/ atoms, the magnetic loops are trying to hold with control electric storage/ potential by force / repress, at the same time electric loops are trying to expand /free the magnetic loops for quick flow (audacity/ rude). That is action and reaction of one in another loop structure.

m) **Conduction:** is happening through attraction process only, between +ve and -ve poles in electric; between North and south poles in Magnetic.

n) Main function of any matter/ any atom is to divide the energy with power from source for driving the time as a transformation process at load area. It is causing increase in number of members inside the system + WD.

o) **Loop structure:** is indicating energy with Power structure. stored time is used for processing through transformation and resulting effects (resultant factors from mass transformation process as work done).

p) Atomic structure can/ could help us to reveal everything without any controversy.

q) One neutral with two potentials are reason for transformation due to Force.

r) **Resistance (R)** is acting as control / governing the transformation process in individually and universally and declaring time period of Life. transformation process is under control of Resistance is not like big-bang transformation.

$$\text{s) System: Start} = \left\{ \frac{V_{\text{Highest}}}{R_{\text{Highest}}} = I_{\text{Least}} \right\} \Leftrightarrow \text{End} = \left\{ \frac{V_{\text{Least}}}{R_{\text{Least}}} = I_{\text{Highest}} \right\} - \text{Universally}$$

$$\text{Start} = \left\{ \frac{V_{\text{Highest}}}{R_{\text{Constant}}} = I_{\text{Highest}} \right\} \rightarrow \text{End} = \left\{ \frac{V_{\text{Lowest}}}{R_{\text{Constant}}} = I_{\text{Lowest}} \right\} - \text{Individually}$$

are Resulting: $\{ \infty \ll \langle \text{Past} \langle \text{Present} \rangle \text{Future} \rangle \gg \infty \}$ = Infinite past and infinite future. System = is under processing through transformation in live through power, we cannot pause / stop the transformation process; never possible. No start at the same time No End or Start \Leftrightarrow End.

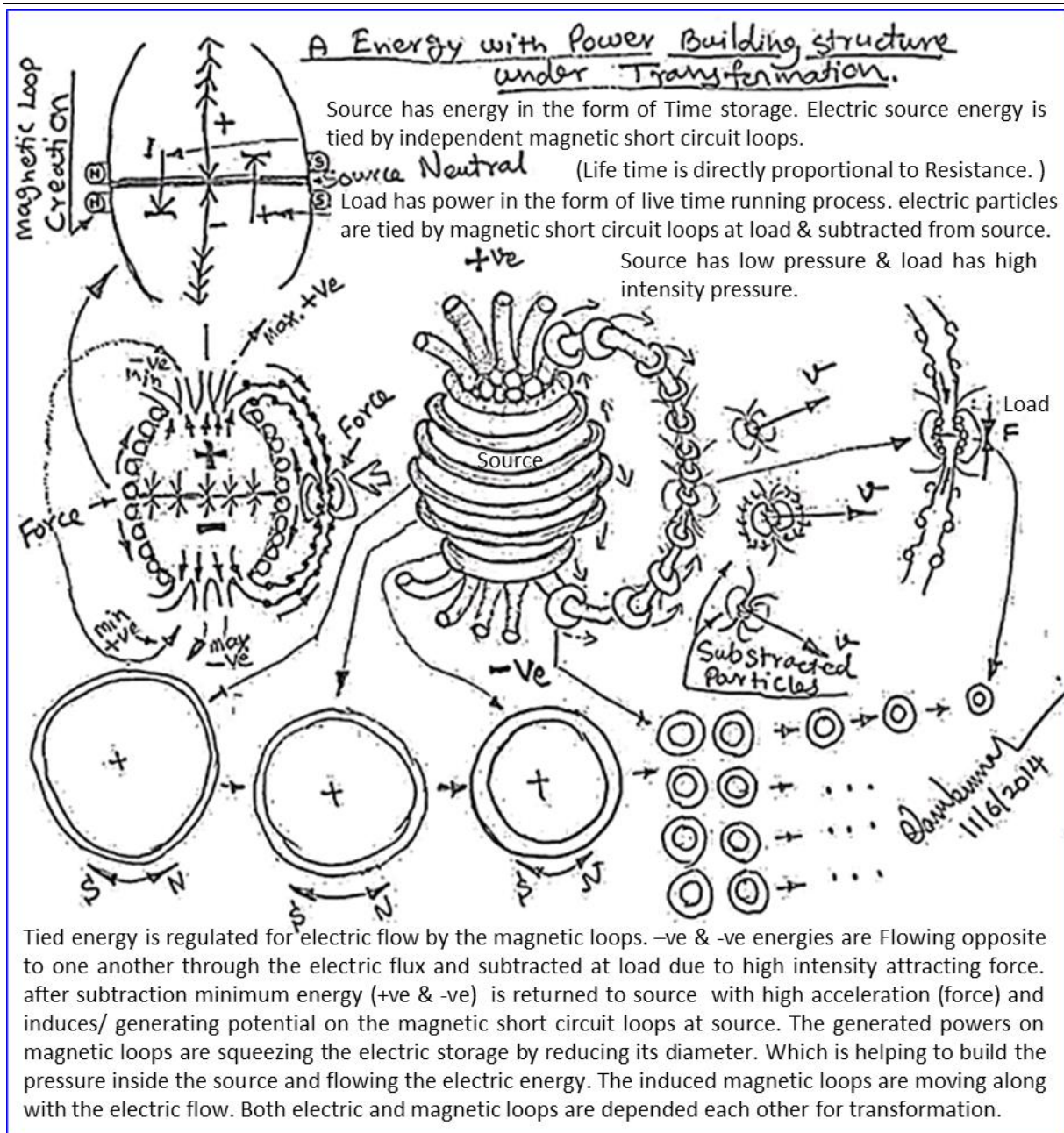
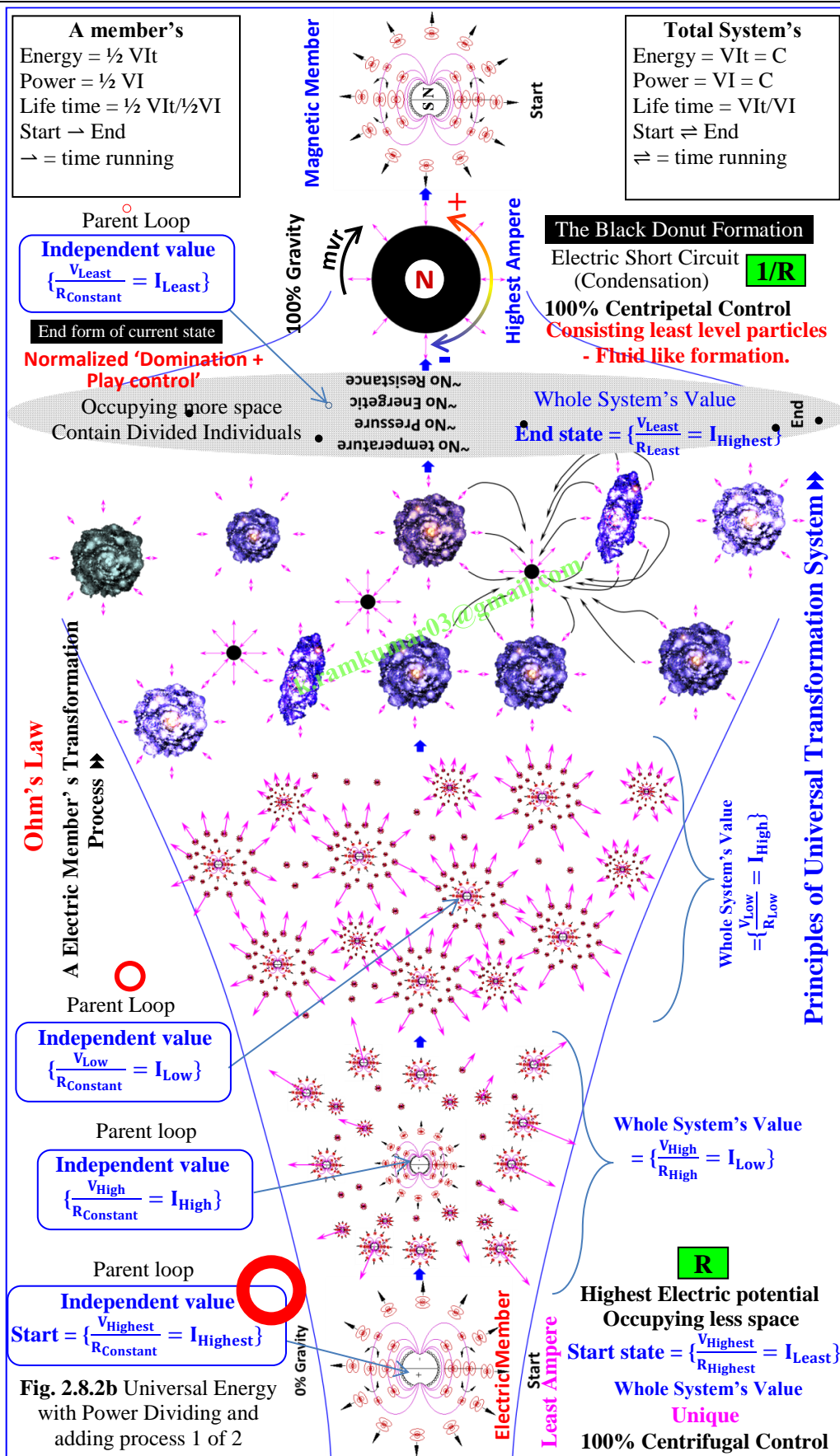


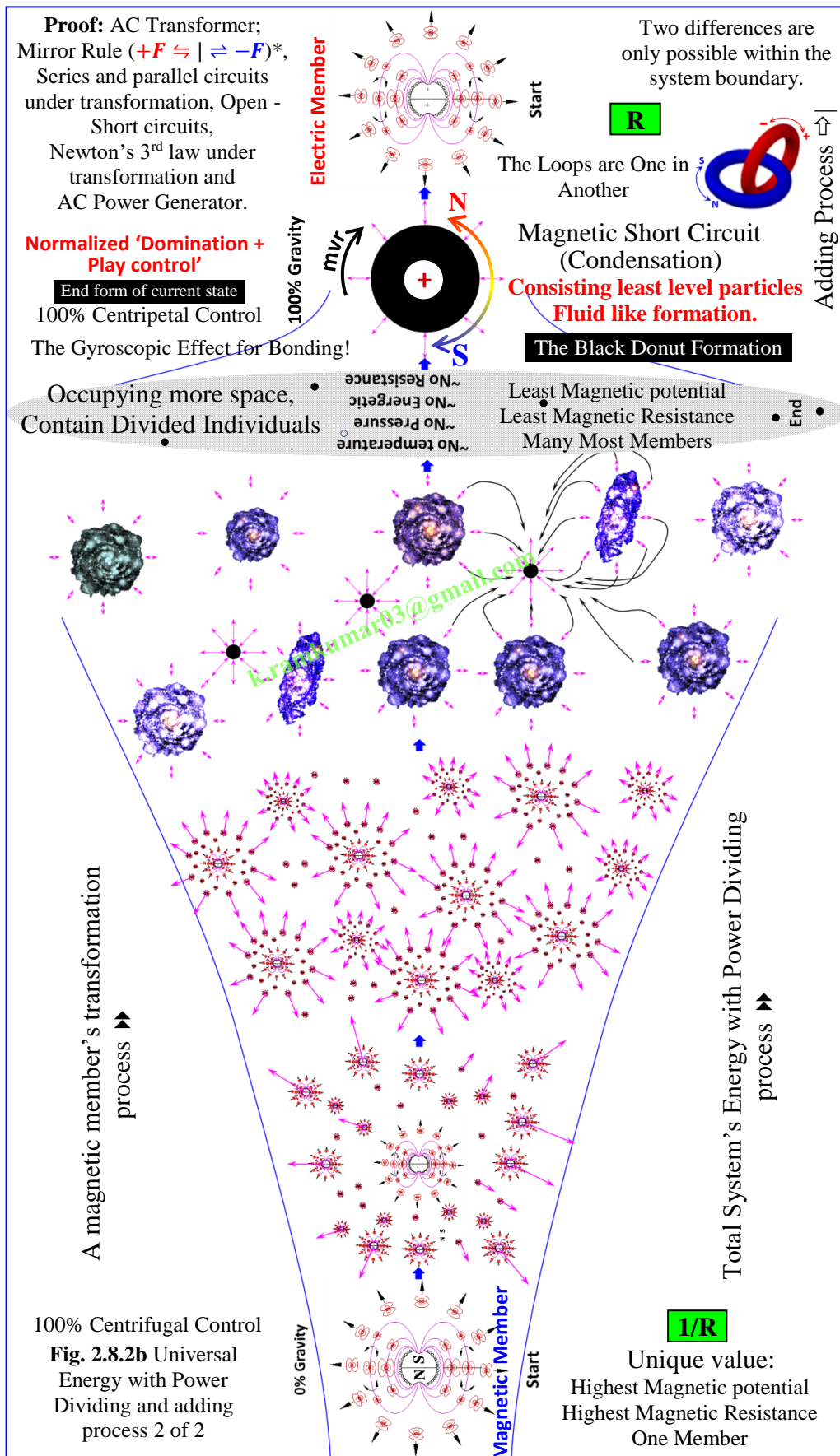
Fig. 2.8.2a A member's processing structure under transformation

Both Electric and Magnetic loops are relative components of Energy with Power built structure under transformation. As per the above, Electric loop is having opposite potential energy built structure with closed circuit(s) (energy with power structure = time storage with time running structure) and magnetic loops are not having any time storage, but which are all independent loops over the electric loop (time storage). The magnetic loops are in short circuit condition over the electric loop. The short circuit magnetic loops are induced by the electric loop(s). that is, the energy is flowing opposite to one another and certain amount of energy is subtracted at load due to high intensity of forces. After subtraction, minimum energy (both +ve and -ve) is returned to electric source and generating force at source neutral and induces the magnetic loops. i.e., the stored time is running through power as live energy dividing process, after consumption (after energy dividing) at load, minimum energy is returned to source due to attraction of the opposite pole's members. But in source both +ve and -ve energies are in stored condition (balanced condition) in low pressure. While returning to source high intensity force (maximum acceleration) is generated at source neutral by the minimum energies (+ve and -ve). Due to this sudden change in kinetic energy (force) is generating (inducing) potential on potential ~less magnetic loops over the electric source neutral. The generated powers on magnetic loops are squeezing the electric storage by reducing its diameter due to short circuit. Which is helping to build the pressure inside the source and flowing the electric energy. Refer open and short circuits properties for better understanding.



Galaxies / Universe Transformation Process / Structure 1 of 2

Live time running process (loop)



Galaxies /Universe Transformation Process 2 of 2

Principles of Ohm's Law + Universal Transformation System							Remarks	
Description	symbol	clarification	$\infty \ll \langle \text{Past} \langle \text{Present} \rangle \text{Future} \rangle \gg \infty$				Unit	
Voltage	V	Voltage	100	50	25	12.5	Volt	
Ampere per member	I_n	Ampere/ member	1	0.5	0.25	0.125	Ampere	
R per member = C	R_n	V/I_n	100	100	100	100	Ω	Ohm's Law
number of members	N	in Numbers	1	4	16	64	Numbers	
Life time per member = $t_s * N = C$	t_n	life time/ member	120	120	120	120	seconds	each member's life time
$t_n / R_n = C$	R^*	Constant	1.2	1.2	1.2	1.2		Logic
Total Ampere	I	$I_n * N$	1	2	4	8	Ampere	
Power / member	R	$V * I_n$	100	25	6.25	1.5625	Ω	intensity*
Total Power = $VI = C$	P	VI	100	100	100	100	Watts	
Energy / member	E_n	$V \cdot I_n \cdot t_n$	12000	3000	750	187.5	Joule	
Total Energy = C	E	$V \cdot I_n \cdot t_n * N$	12000	12000	12000	12000	Joule	
Total R = V/I	R	V/I	100	25	6.25	1.5625	Ω	intensity*
$1/(t/N)$	X	$1/t_n$	0.008	0.008	0.008	0.008		
$X * N$	XN		0.008	0.033	0.133	0.533		
System's life time = $t_s = t$	$1/XN$	unique time or divided time	120	30	7.5	1.875	seconds	series to parallel
$t_s / R = C$	R^*	Constant	1.2	1.2	1.2	1.2	Constant	Logic
Total System's life time = t_s	$t_s = t_n / N$	Universal time divided	120	30	7.5	1.875	seconds	Logic (Fate)
Energy per member / Power per member	E_n / R	R is having link with Energy per member (E_n)	120	120	120	120	Constant	Logic (Fate)

Table 2.8.2a Model calculation based on above said combined principles of Ohm's law + Universal Transformation system (systematically balanced transformation system)

This Model calculation is calculated based on above said principles and found that the linkage traceability has been established systematically to take prompt decision on system and its transformation process.

Here, Total ampere = $I = (\text{Ampere per member} * \text{Number of members available inside the system}) = I_n * N$;

The One member's life time in start state (series) = sum of all individual members life (parallel calculation) after dividing.

Here I have Used Both Ohm's law and principles of universal transformation system for calculation as stated above. Transformation process of Energy with power dividing process is resulting work done (movement, flow, speed, velocity, heat, radiation, etc...), but mass cannot get increase because of work done imposed on mass energy. Example in power generator; speed obtained from mechanical energy is imposed on normal electric potential flow (by increasing temporary magnetic energy storage releasing speed). Power generator is doing the transformation work of Resulted Work done (speed) is forced / imposed or included on normal electric potential flow. Mass is supporting agent for transformation with respect to work done or KE.

Based on the above analysis, heavy particles (number of members low) can deliver higher Work done while transformation process rather than the work done obtained from equal mass of light weight particles under transformation (number of members are high).

Resistance to transformation = $R = \text{Power / member}$ based on combination principles of Ohms law + Universal Transformation system. This is correct and actual method of calculating 'R' under transformation and this is meeting with the Actual System's Transformation Processes. (Ohm's law is followed) Actually the power is controlled or regulated with respect to time running process; it has resistance.

If we consider ampere of each member is same (considered as ampere is not divided) than $R = \{(\text{Power/member}) / \text{total members}\}$ based on AC Transformer or series parallel under transformation principles (Ohms law is not followed here). This is also giving logical results, but this is not actual or natural condition with respect to past, present and future system's (universe) transformation conditions. (these are giving more clarity while relating each other.) Resistance per member is constant throughout the entire infinite life of the system as per ohm's law and meeting with the principles of Universal Transformation System. Resistance value is declaring the life time period between the forms in universal transformation system. Here the Life time is used to do anything within the system boundary through power.

$\{V/I = R = V (I_n)\}$; ($I = \text{Total ampere}$; $I_n = \text{Ampere per member}$); Total Resistance = Power per member. $I^2 = N$ and $1/I = I_n$; i.e., Total Ampere is inversely proportional to Ampere per member. Here t/R of each member is equal to t/R of total system (all members).

In the following diagram, the structure of transformation system in both the types of atoms are shown. Child atoms are created due to force intensity at load. Source energy is transforming through power like an example as shown in following. i.e., Energy = $\frac{1}{2}VI t$ (time storage) $\Leftrightarrow \frac{1}{2}VI.t$ (time running); ex. atom, magnet, battery,... System: {Electric Transformation \Leftrightarrow Magnetic Transformation} = Electromagnetic Transformation.

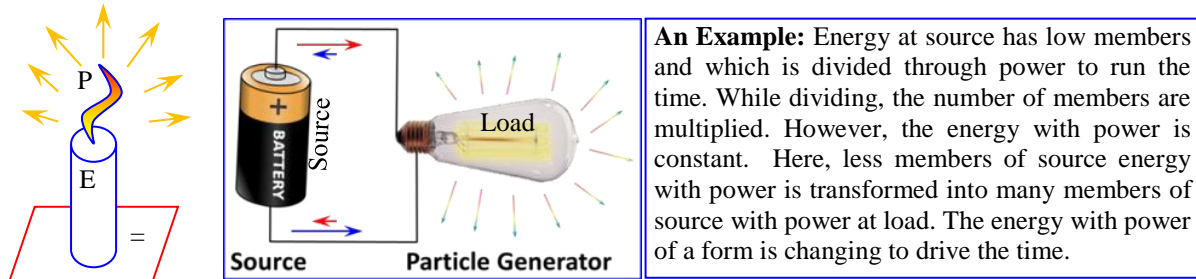


Fig 2.8.2c Energy dividing process (A big potential energy with power is dividing into more) - Transformation is resulting work done (speed, heat, radiation, etc) under dividing process.

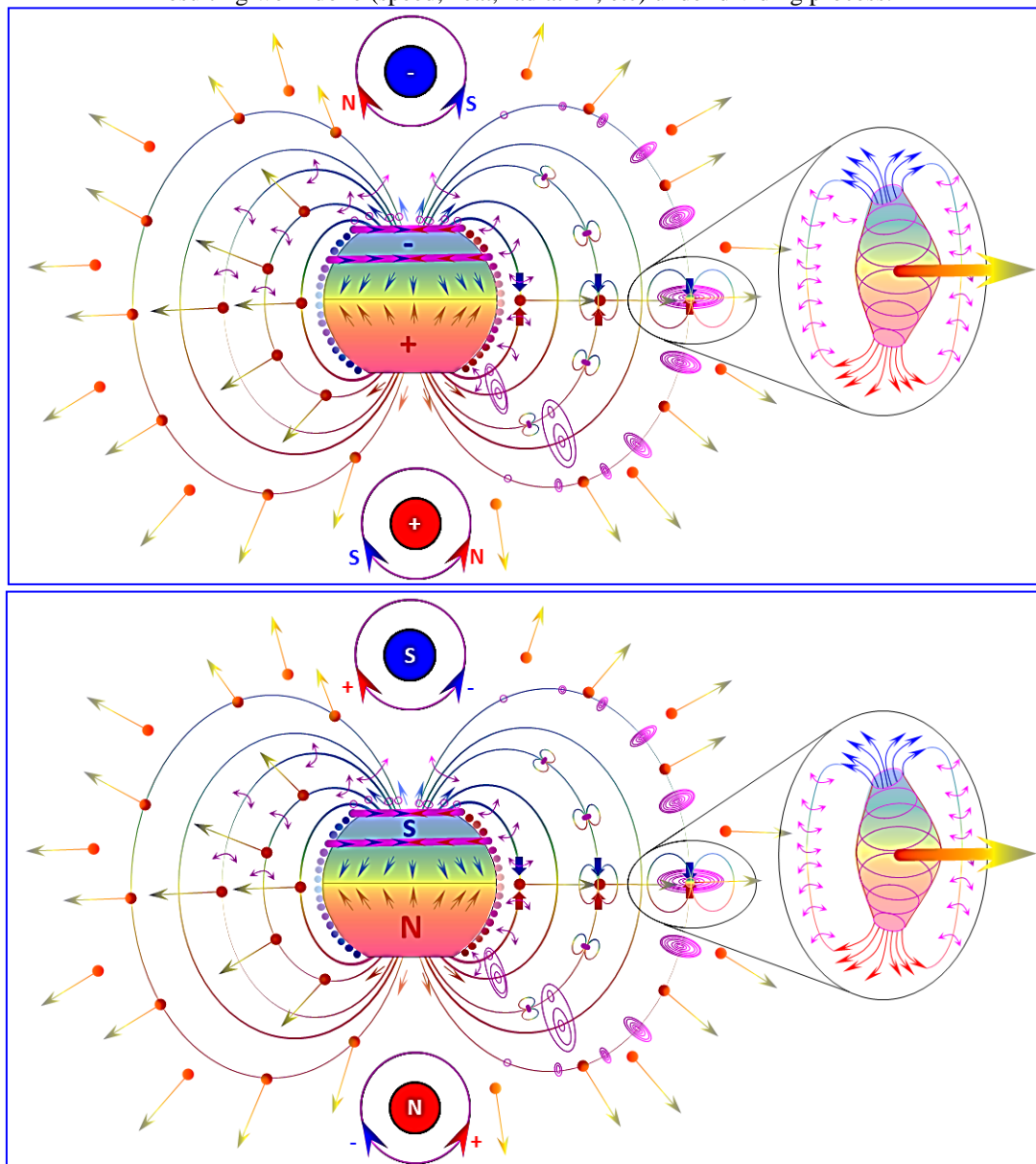


Fig. 2.8.2d Electric and Magnetic energy with power structure with particle creation/ generation

Both electric and magnetic particles are only available in system. But in starting state any one type of particle only available. One type of particles can deliver another type of particle while joining (bonding) as quantum of matter (proof: magnet: while bonding, the independent loops are transforming into universal loop by

transforming universal loops into independent loops). Bonding of electric atoms in circle /loops shape (short circuit) can create magnetic potential, at the same time, bonding of magnetic atoms in circle/ loops condition (short circuit) can create electric potential. Where ever potential energy is there, there should have Energy with power transformation. Refer open and short circuits for more clarification.

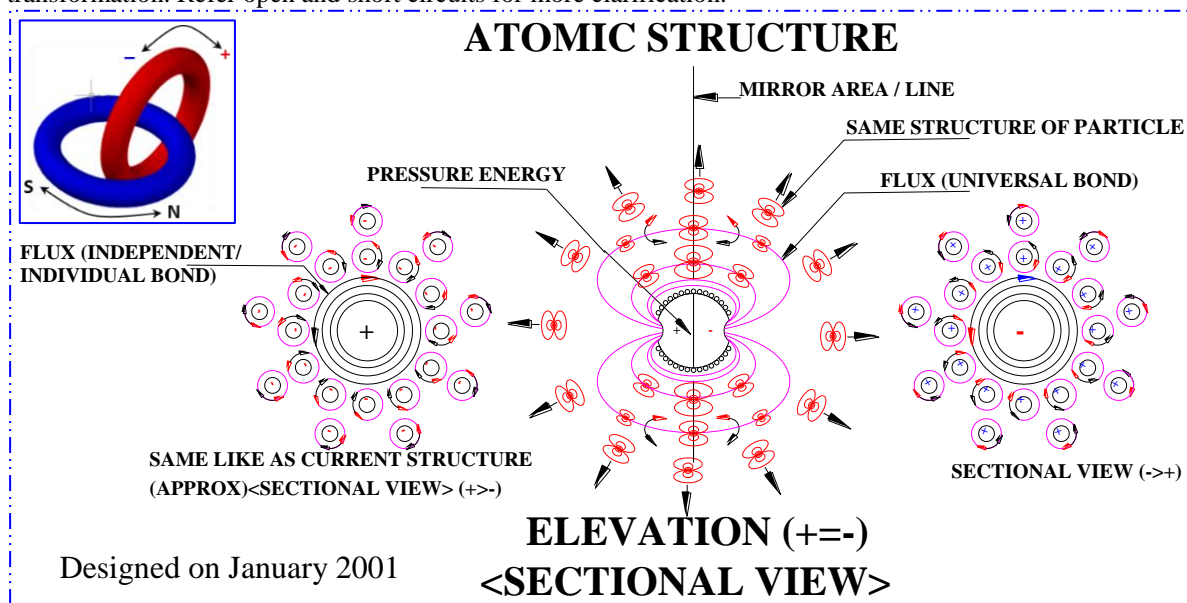


Fig. 2.8.2e Electric atom cross sectional views – Designed on 2001

Above said atomic structure was designed during the year of 2000-2001. Both positive and negative potential energy under transformation because of closed circuit is shown. Both electric and magnetic loops are one in another. Any one of the loop (magnetic or electric) must have potential energy because of time storage, due to this other can get low potential \sim no potential (short circuit loops). i.e., we can measure both the potentials under transformation/ acceleration process. All the electric loops are joined together inside the atom, and all the magnetic loops are independent over the electric loop. Refer open and closed circuit principles for more clarification.

2.8.3 Deep explanation on Universe transformation structure based on atomic structure: Here the Source energy is transforming through Power under energy dividing process, i.e., each particle (energy with power) is divided into so many numbers of small particles. And the divided particles are escaping from the source or throw away from the source, i.e., which is moving away from the source with certain velocity under energy with power dividing process. High speed Low/ Least (~ 0) value particles can penetrate the heavy masses if the heavy masses are interrupting/ interfering the leaving particles. Then, that action can generates gravity toward the heavy masses. Because Force = F is directly proportional to Power = P . (Power is indicating dividing process for resulting WD)

If the leaving particles are having low/ medium value (energy with power) then that will not go near the heavy masses for bonding; after certain travel, the low/ least value particles are moving toward least temperature/ pressure area (space) inside the universe, because of inability to go near the heavy masses or particles. The leaving particles are generating gravity while moving & penetrating as per Newton's 3rd law when masses are interfering (Force is directly proportional to Power (dividing process)). The escaped least value particles are penetrating on interfering massed for generating gravity. Imagine if no interfering masses means no Gravity even though the least value particles are generated and moving with high speed from star, plant, masses.

If the leaving particles are having high value then that can go near the heavy mass and can join with heavy particles by attraction to form a molecule in solid / liquid / gaseous state at a high value areas. Value is indicating potential value or Force. In any closed circuit the power can deliver small, medium and big particles at a time due to potential difference at load. And the size of the particles are gradually decreasing from high value to low value under transformation as per energy with power dividing process to drive time from start to end. During that process, the transformed low value particles are leaving from heavy masses and joining themselves at least value area; since the low value particles cannot do high energetic transaction among them due to low resistance condition. They can undergo further energy with power divided process due to heavy masses are available around them. They will not be allowed to do energy with power adding process due to pressure from heavy masses around them. They appeared as black matter or black energy with power. They can generate highest gravitational force if they formed as quantum of similar particles as an end form of black donut form like a stiff fluid form. The low potential particles can deliver least value particles. This cannot be captured / seen by us. But the total energy with total power is constant within the system forever. The above derived system is shown in the above diagram.

In starting state, one of the highest value of a particle is undergone energy with power dividing process because of force at source (time storage) and load (running time) in closed circuit. The child particles are having similar structure of parent particle. The parent particles can deliver different sizes of particles due to change in potential difference. In end state, least values particles ~only available within the universe boundary. And the least value particles will join themselves by condensation process due to strength less condition among them (least resistance among them). But the total energy and total power is same from start to end and end to start. In starting time, no least value particles were generated, therefore there is no gravity. At the time, Only Attraction (collision) is available between the heavy particles. Finally, near to ~end state only ~ least value matters/ particles are available; they will condensate themselves due to resistance less / temperature less/ pressure less condition to build the one (restore the divided time into one particle), this is called adding process; the low level particles can generate least level particles for generating high level gravity for gathering all for adding process. Gravity is generated while penetrating least level particles on masses when they are interfering. Grouping of matters is giving strength to control other low level groups/ particles.

In the above diagram, how the one (lowest number of member =1) biggest particles is transformed into least value particles (highest number of members) is shown. This is happening because of energy dividing process to drive the time. Child particles are generated by the source due to force between the attracting opposite potential energies at load.

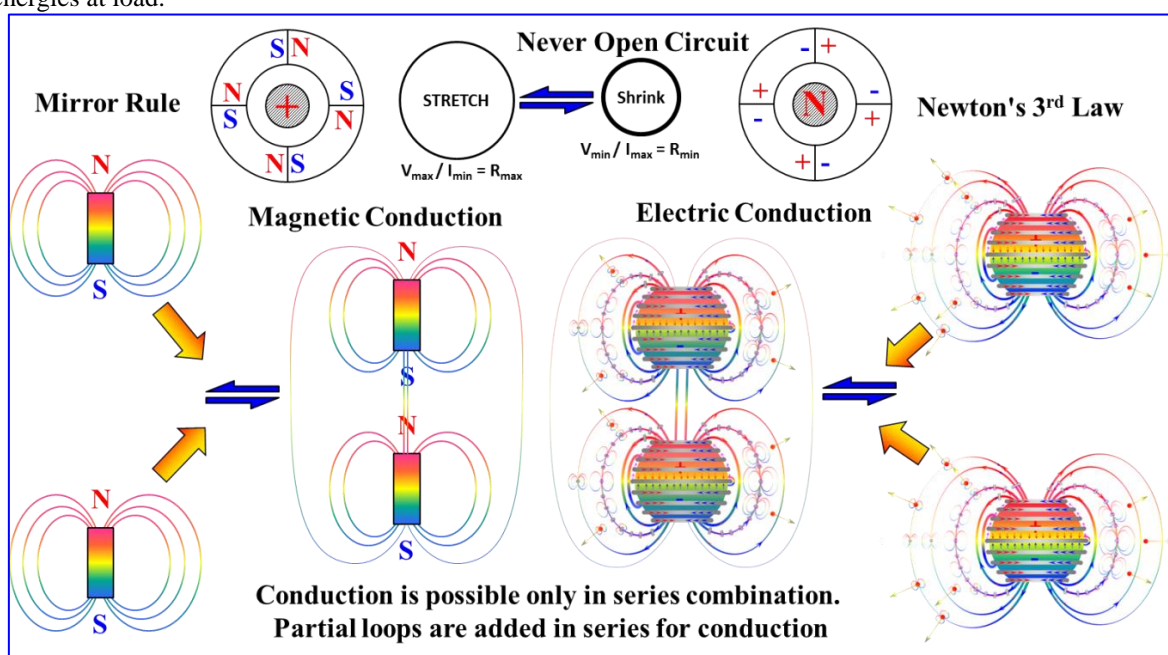


Fig. 2.8.3a Conduction is happening because of Attraction in series combination

Each and every atom is having time storage (Energy) and running time (Power) (loop structure) to execute the transformation process. Conduction is possible by connecting the atoms in series. Series is indication of energy with power addition process. But, partial number of loops in each atom is connected as series connection which can't do any recycling process to build the one. By connecting series, we can store the energy & consuming the stored energy by running the time. Both electric and magnetic loops are one in another, if magnetic potential is appeared as maximum as possible then, the electric potential can be appeared as minimum as possible; at the same time, if electric potential is appeared as maximum as possible, then the magnetic potential can be appeared as minimum as possible. This is essential condition to store the time in the form of energy and to run the time in the form of power (dividing process). Energy with power under transformation is driving the time. This was clearly explained in energy with power built structure (atom) and in open & short circuits. Each and every atom is having loop structure to do transformation for driving the time. ~~If we open the loops, then we can stop the time~~ (it is not possible). But the both the loops (electric and Magnetic) are depending each other and relative components of system to drive the time, therefore we cannot open the loop to stop the time. i.e., any one loop shall/ should have potential time storage (universal loop) (energy built structure under transformation) with flow of current to induce another loops having ~without or with least potential (independent loops) under transformation. That ~without potential loops are induced by the potential loops due to ampere and induced without potential loops are squeezing the potential energy by reducing its diameter to build potential pressure inside the loop due to attraction and moving (flow) the certain energy along with them toward load neutral (power neutral) and subtracting the energy with power from the source atom. This is happening frequently. The subtracted energy with power from mother atom are particles and called as children during energy with power dividing process.

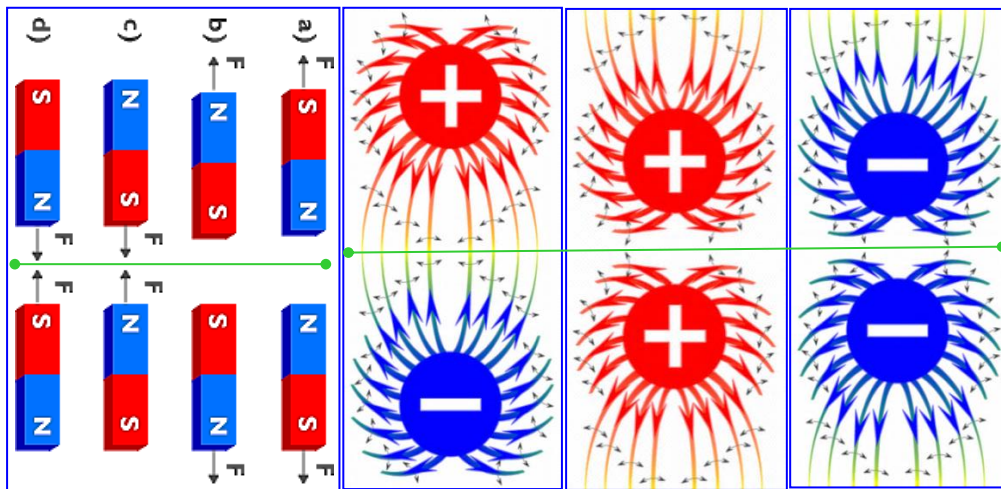


Fig. 2.8.3b Attraction and repel actions (Force(s))

Series combination is achieved by attraction process between opposite potential polarities (positive and negative or North pole and south pole) and helping conduction through the attraction process from high potentials to low potentials and acting with unique control. (We can consider equivalent value for Series)

Parallel combination is achieved by repel process between similar potential polarities (+ve & +ve or -ve & -ve or N & N or S & S) and they are acting with independent control. Hence, there is no conduction process through them. (We cannot consider equivalent value for parallel). Both the magnets are moving during attraction and repel actions. Everything (differences and similarities) is falling within the range of start to end state. Contact area (neutral area) is higher in parallel combination and contact area is lower in series combination. Therefore, these characteristic properties are meeting with the universal energy with power adding and dividing process under transformation as derived above.

‘Gravity Force-Power’ Relation explained below and confirmed that Force ∝ Power: Gravity is a relative motion:

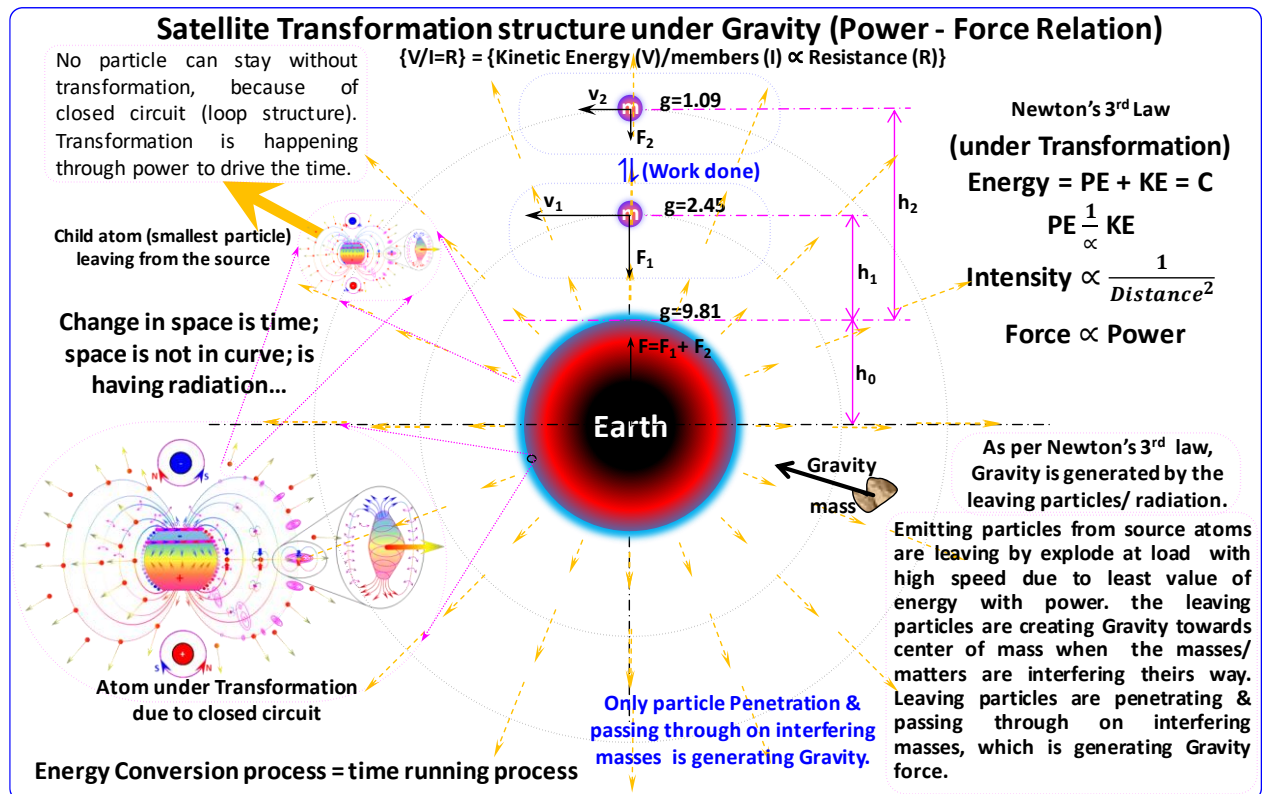


Fig. 2.8.3c Earth: Linkage between Gravity and Power (emission) under Newton’s 3rd Law ($F \propto P$)

Proof: Force ∝ Power; Resistance to transformation is directly proportional to Potential;

* Energy per member (E_n) is directly proportional to Power per member (R). $E_n = P_n t$; “E/member ∝ Power/member” - refer **Table 2.8.2a**. velocity energy can resist gravity pull. Velocities which are all not toward center is

having link with centrifugal force. Centripetal and centrifugal are resultant factors of mass transformation; one is opposite to another and mirror to one another... are fundamental resultant factors.

Each and every atom is emitting its stored energy through power (radiation/ emission) to drive the time (dividing process). Emitted particles are escaping from the heavy mass with high speed and moving towards low value (potential less) area (centrifugal); if the emitted particles are having low or least value (energy with power) then, that moving action/ escaping action can create gravity towards center of heavy mass when there are interfering masses available. The emitted least value particles can penetrate & pass through the heavy mass while escaping and causing/ generating Gravity force. Penetrating & pass through of least particles on masses (interfering masses) is generating gravity. If no interfering masses means no gravity is generated toward the earth even though the earth emitting least level particles. Proof: Power-Force relation. The low or least value (potential energy with power) particles can't be captured and can move with high speed with penetration on interfering masses. (Light bend around the sun due to gravity is not least level light particles, is consisting hot burning material with heavy radiation particles, they can bend due to mass value of particles.) If the emitted particles are heavy, then that can move near to the heavy masses for bonding / losing its energy as power due to force of attraction and cannot create gravity toward the heaviest mass /atoms, they can bend around the sun / star due to gravity. Actually, while emitting the particle size is bigger and its transforming during travel and turns into light when we reach us if we see them as visible light. The 'Red shift' is also the same physical phenomena.

Penetration and passing through of emitted least level particles on interfering masses /matters are creating Gravity: the least level penetrating particles are moving in ~straight line and generating gravity when penetrating & passing through on interfering masses. The gravity force is depending on number of penetrating particles per unit of time or in live. Here also we need to consider Power-Force relation. The following analysis with Algodoo is conforming the gravity is generated due to penetrating particles. Algodoo is having fundamental principles for simulating physical properties. Actually, they may not consider this physical phenomenon for deriving / coding Algodoo software, they might do coding for normal forces analysis; the same is providing additional effects during penetration. Gravity force is reactive against penetration on interfering masses.

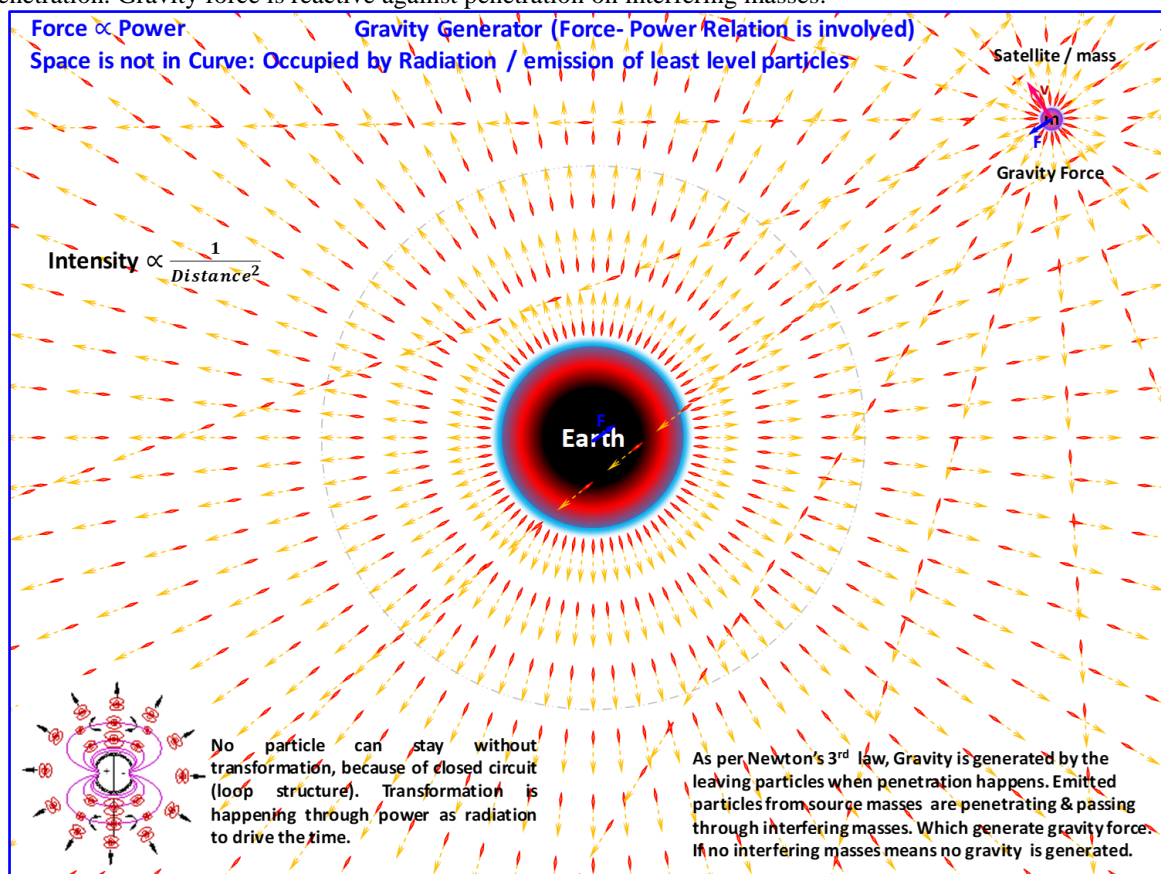


Fig 2.8.3d: Penetration of emitted least level particles on interfering masses are generating gravity (no collision) Therefore, colloid (resistant relative motion) and penetration (attractive relative motion) are two types of physical phenomena with respect to types of forces on matters in motion (both internal (electromagnetic) and on as external (all others = colloid, gravity, KE, PE...)). Gravity is a relative motion against Penetration.

* **Particle Penetration (radiation) and passing through on interfering masses** is important for generating gravity; we can explain through Newton's 3rd Law with particle penetration and Power-Force relation.

I just derived the above from my 'Theory of Time, and also I tried for software animation and got the similar results as shown in below. Refer simulation of particle Penetration with passing through on interfering masses.

* Without Force nothing can be done; because every matter is emitting particles as radiation through power (load) under dividing process; emission or radiation (Power) is having direct link with Force (centrifugal force). (The leaving particle's velocity (least level) may be taken as light speed or more; mass value might be a least one. Emitted particles are proportional to mass value, temperature, gravity...etc ; We need to clear/ eliminate all the controversies among theories for better clarity. Space-time is not involved in gravity, also the space is not in curve; it is occupied with radiation from masses (collision and penetration). Power-Force relations, Newton's 3rd law, emitted particles with penetration & passing through interfering masses, Energy with power dividing process are involved in gravity generation. Also, Stored energy is loosened (power) during collision process which generates Force. Without force nothing can be done; even the time cannot run.

* Space is consisting matters only. Matters are electro-magnetic system(s) under transformation. Transformations are two types, one is energy with power adding (series) process and another one is energy with power dividing (parallel) processes. Transformation from series to parallel is resulting Work done (dividing process). Work done is resultant factor from mass transformation process. This is happening in all matters under dividing process. As I discussed above, Time (t) is stored time is available in energy and utilized through power (live process) and resulting work done; is indicating processing state. Time storage is merged with matters (only). Vacuum space is having nothing; only divided particles from matters are escaping through vacuum space and generating gravity (g) (reactive) whenever matters are interfering. If there are no interfering masses means, there no gravity is generated toward the matters/ planet/ stars, etc..., the leaving particles are moving through vacuum space and collected somewhere for recycling (adding process) after strength less condition is reached. Which can show like black colored plasma solid sphere (small size) / greatest size of Donut Form (black matter with plasma) with high intensity/ high density and highest level of gravity. Gravity is a physical phenomenon and generated by the leaving least/ low level particles under dividing process. Gravity is having relation with mass to mass interaction through penetration of lest level particles due to dividing process. We cannot ignore Newton*. Space cannot be in curve. Newton's 3rd law is also involving in gravity generation (penetration of leaving particles).

* Matters can deform or transform but "Vacuum space = empty space" (Vacuum space means space consist no matters) cannot deform or cannot be in curve = Not possible. Vacuum space properties should/ shall be opposite to matters properties as per mirror rule. If we consider matters as positive then vacuum space can be considered as Negative (opposite side). Both are relative components- depends on each other under creation process for transformation to effect resultant factors.

* work done, particle emission = radiation, KE on mass, Gravitational PE (pressure, density, radiation...), differences, etc are resultant factors from mass transformation process under dividing process.

* Energy with power added structure can deliver more work done then the divided structure with equal masses. That is, bigger/ biggest particle can deliver more work done rather than low / medium particles with equal quantum of mass. Therefore $E=MC^2$ is not applicable for all the masses. Some type of masses (particular size of particles) can deliver $E=MC^2$; even heavy / heaviest particle can deliver more than $E=MC^2$ (Imagine the whole galaxy as a single particle and think about how much Energy with Power? We are in near to end state (since centripetal force (gravity) was started dominating); we have medium level/ low level / least level particles only. The system is under dividing process for resulting work done. Adding process will take place in the end of the dividing process as a recycling process to add all the divided least particles into 'The One' single particle. I think, we can calculate the values....???? I will try...; Please Try to eliminate controversies among the theories for our better future.

Remember: as per mirror rule, there should have two types of simultaneous opposite relative potential values from neutral. Then 'Penetration' x 'Collision' are relative potential values; we cannot create more than these as per Mirror Rule (\Leftrightarrow | \Rrightarrow). Any relation related to Force ($+F = -F$) with matters can come under this range.

Simulation of Particle Penetration and it's Reaction. (Proof for Gravity Generator)

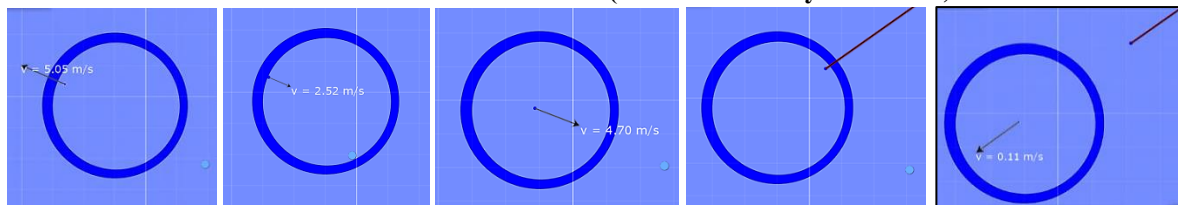


Fig 2.8.3e: Analyzed through Algodoo simulation – Penetrating with passing through of least level mass on the heavy mass is generating opposite Force like gravity force.

I just analyzed through Algodoo and found that the leaving particle (penetration with passing through) is generating force and the mass is moving opposite direction as shown in the above screen prints. (Small circle is kept inside the hollow circle with attraction and animated through Algodoo. Opposite Force is generated while penetrating and passing through the hollow circle.); low level orbits near CG is accelerating to highest speed.

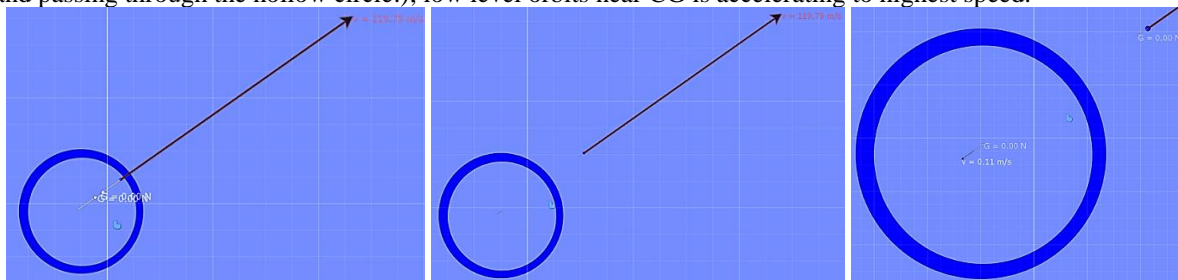


Fig 2.8.3f: Analyzed through Algodoo simulation- penetration and passing through interfering masses

Mass of small circle: 0.015708 kg; Mass of Hollow circle: 16.5809 kg; There is no change in velocity on small circle due to penetration and passing through hollow circle. But the Hollow circle is getting opposite velocity and the magnitude value is $E = \frac{1}{2}mv^2 = 0.1003 \text{ Nm}$ and the penetrating Force is $F = ma = 1.824 \text{ N}$ (considered $t = 1 \text{ sec}$). i.e., $v_1 = 0$, $v_2 = 0.11 \text{ m/s}$; $a = v_2 - v_1 / s = 0.11 - 0 / 1 = 0.11 \text{ m/s}^2$.

Concluded: Particle penetration and passing through on interfering masses* is important for generating Gravity. The gravity is generated whenever the penetration & passing through is being happened on **interfering masses**. Without interfering mass, the gravity is not possible;

Atmospheric Layers on Earth: layers are groups based on their properties. Outer most layer is having lowest density particles (fluid = gases) and inner lowest layer is having highest density particles (fluid = liquid = water). This is based on grouping of similarities and having link with gravity force; potential energy, wind energy, hydro energy, tidal energy, water fall etc...are depending on gravity force; i.e., actually all are resultant factors of gravity force on fluid + atmospheric conditions. The outer most layer can escape from earth gravity force over a period of time through transformation / dividing processes; new layers can form from solid/ liquid / from other layers. Grouping is like conduction process among the members based on similarities / understanding among the members. One thing... different materials can transform/ react quickly when came in contact and result work done; example aluminum reacts faster when come when contact with stainless steel with water. Grouping is happening based on members understanding and similarities. grouping is neither adding nor Dividing process; is temporary based on conditions (a physical phenomenon under dividing process). **Remember**, dividing process is driving the time through transformation for delivering work done (effects). Work done is resultant factor of mass transformation process; here mass properties inside the work done is supporting agent; the mass value is not part of work done.

Process: explained through examples: Photosynthesis process: actually, the CO_2 is transforming into $\text{C} + \text{O}_2$ by the leaves when reaction is taking place with Sun light; the leaves are consuming/ eating C as food and releases the gas of O_2 ; actually, the leaves are not eating CO_2 ; is eating C only. Like human also- inhaling O_2 is reacting with C (dead blood cells) in blood and forming a molecule of CO_2 as gas for easy removal of C in blood from body + also generating some heat while reacting; normal operating temperatures is important and need to be maintained in blood. All are processes (partial adding (conduction), grouping are under dividing processes only) under dividing process and resulting work done. all the processes can be grouped into two categories only. That is Adding and Dividing processes only. ‘Cause and Effect’= effect stage = end stage” also ‘Cause and Conditions’ = starting & developing stage” are involved in any processes. i.e., “**Conditions** → **Effect**” is time running **Process**. **Conditions** can deliver **effects** as a resultant factor over a period of time (fate)... are inevitable. Cause is derived from process for understanding by human.

Dividing process is resulting work done, **every** /any potential value is meant for Dividing process only for delivering work done; such a way the system is working for ensuring recycling of all the transformed ~useless matters through adding process for ensuring ‘Start \rightleftharpoons End’. This is main objective of the system and processing, for that both the sides are interacting for consuming both the side values through dividing process (Fate).

Remember: Mirror Rule: Particle(s) x No Particle(s) are two types of simultaneous opposite relative potential values. It should not be more than two; i.e., in universe starting time, the one biggest particle was available; now there are more or most number of particles available; therefore that One particle may be particle may not be particle since only one particle was available/ exist at the time of starting; this is based on logic as per mirror rule; also another one view is “atom is made with loops, may not be contain sub particles inside the atom; actually the loops are closed one and never be an open one – is questioning the sub atomic particles; anyhow as per mirror rule “**Particle(s) x No Particle(s)**” both are available inside the system. If we consider atom(s) as particle(s) then the particle(s) or atom(s) is consisting no sub particles; it is different from particles or opposite to particles like a Fluid Structure- then only adding and dividing process is possible through loops transformation; (electromagnetic loops

are one in another... is proof for this) everything is changing; no constant is existing; therefore, the loops are consisting fluid like with equal opposite magnitude material ($+F = -F$); (stiff fluid). Both are opposite, relative with equal magnitude are meant for transformation (dividing) and resulting work done (all resultant factors = human beings, gravity, orbital velocity, KE, PE, radiation, heat, speed, velocity, acceleration, Force, centrifugal, centripetal, temperature, pressure, etc).

Satellite's PE is inversely proportional to KE or KE is inversely proportional to PE under transformation. This was explained clearly as shown in the above diagram 2.8.2h. Required / Sufficient kinetic energy must be available with respect to potential energy for rotating around the planet. If the KE increased / decreased then, that will escape or fall down. While rotating around the planet, the Gravitational torque is acting on satellite for tilting the satellite on orbit around the planet for rotating around the orbit. Ex. Imagine a satellite is rotating around the planet without self-rotation, then we could see same view of satellite from around the planet like our earth's moon light. Earth is also having the same effect, but due to self-rotation (gyroscopic effect), the gravitational torque is merged with self-rotation; which is **increasing** one self-rotation of earth / year. The following diagram is explaining linkage between Gravity force, Kinetic energy and gravitational torque.

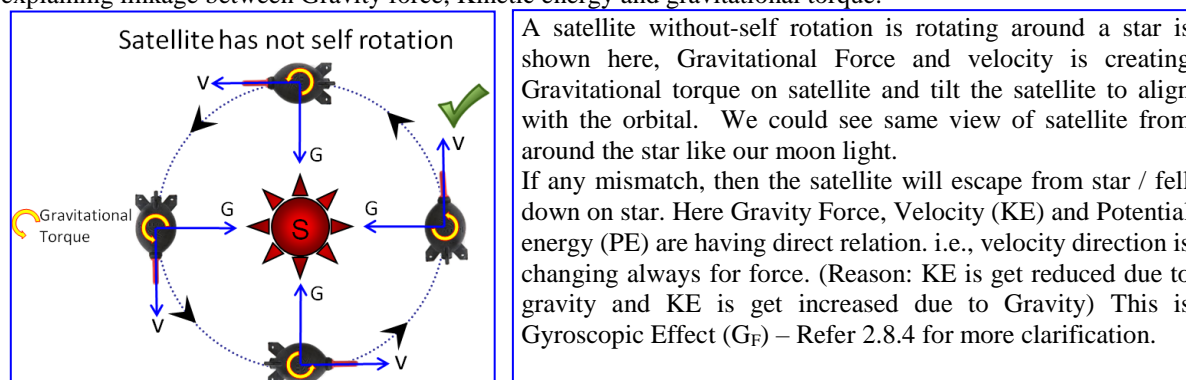


Fig. 2.8.3g Gravitational torque is generated by Gravity force and Kinetic Energy

Energy: Total energy = $\{PE = mgh + KE = \frac{1}{2}mv^2$ (external) + ME (internal) $\} =$ Potential energy + Kinetic energy + Mass Energy. Mass energy of a member within the life time = $\frac{1}{2}VI$ and Power = $\frac{1}{2}VI$ (Ex. a particle)

But, the mass energy of transformation system = VI and Power = $VI = C$ forever (Start state \rightleftharpoons End State). Transformation system is containing parent atom(s) with child atoms (total). Electric Mass energy with power is having the properties of V , I , R , VI and VI .

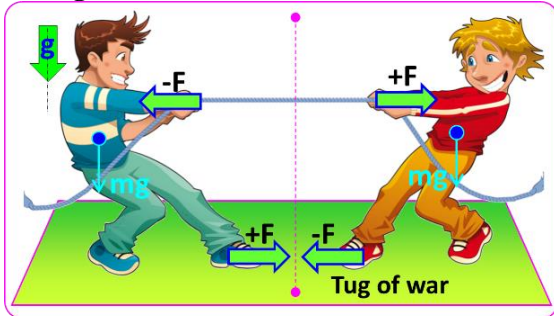
Mechanical PE and KE (due to gravity, external force) both are depending on mass energy with power (loop structure); but, the mass energy is not depending on external PE or KE for transformation. PE and KE (external) are created during the mass transformation process. And external PE, KE and Force can be used to transform the mass energy with power from one form into another form. But the mass cannot get increase because of external PE or KE. Reason, the electric Energy with power is not varying with respect to combinations (series and parallel) as I derived in above. Mass has internal energy with power (electric and magnetic (electro-magnetic)); i.e., mass has energy with power, at the same time, energy with power has mass. Mass transformation process is resulting work done as external factors (such as gravity, thrust force, radiation, velocity, speed, heat, collision etc.).

Sun / Star: The core is having solid materials and releasing radiations; outside is consisting gas & molten liquid are transformed matters from core; through spectrum analysis, we can able to know the outer layer properties only. Core/ Inside matters properties are unknown. Core is having strong radiation and burning the outside materials. Gravity force is also helping to intensify the core radiation through force/ pressure. As derived, the energy is in both the states of acceleration and deceleration state based on surroundings; here energy is nothing but time storage; therefore, we need Newton's Absolute time for measuring acceleration and decelerations on real time or energy transformation. Sorry... we cannot ignore Newton's absolute time. If we reduce the speed of transformation process then we can increase the life time of anything; we can cool down the matters for reducing the speed of transformation process ... need not to go and round around the black hole for increasing the life span. No magic, all are logics with natural phenomena. Resistance is very important to maintain life of the particles. Resistance is control on energy flow for transformation. i.e., all are resistive transformations (controlled through resistance to transformation) not like a big bang transformation.

2.8.4 Angular Momentum ($m.v/r$)/ ($mv.r$): Relation between Centripetal and Centrifugal Forces.

All rotating bodies (pendulum, gyroscope, top spinner, two body system, etc) are having the same physical phenomena. We need to compare the relations and differences carefully to understand the logics/ principles. I am going to derive and explore/ reveal the secret behind the gyroscopic effect. Remember all the turning/ rotating bodies / orbital masses/ electricity flow are having Gyroscopic Effect -from electromagnetic to orbital masses... how?? Let's see..

a) Tug of War: Static condition



Rope tension is equal to Centripetal force; one side force is opposite and mirror to another opposite side. Here, there is no velocity; therefore, we have to consider both centrifugal and centripetal forces in neutral condition as **equal domination** condition as static condition.
 $F = \text{rope tension} = \text{centrifugal force } (F_{CF}) = \text{centripetal force } (F_{CP})$. Centrifugal and centripetal are opposite relatives of the system. Velocity those are not toward center of gravity is having link with Centrifugal force. (Those are/ were caused by centrifugal force, but controlled by centripetal gravity force (F_{CP})).

Fig 2.8.4a tug of war: F_{CF} Vs F_{CP} ; ($+F \approx | \approx -F$)

b) Two friends are spinning each other: (Radial Masses with velocity couple under centripetal)

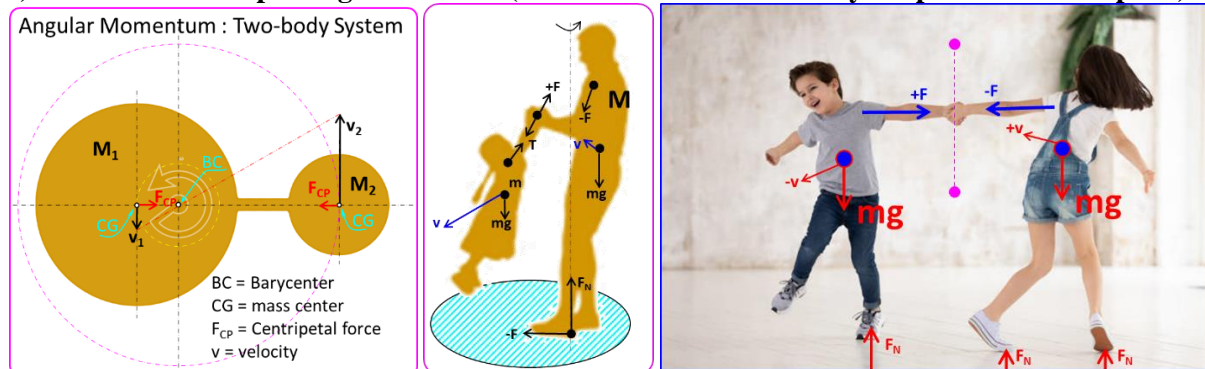


Fig 2.8.4b two friends are spinning each other; opposite to one another, radial masses due to CG turns into pivot. Both the bodies are spinning each other with centripetal control; i.e., a body is trying to go beyond control and something is controlling them. If the body is moving with velocity which is not toward center of gravity means – is not in control; is having link with centrifugal force and centripetal gravity force is keep on trying to control them. The body is in static condition if both centrifugal force and centripetal forces are acting on body with equal magnitude (static equilibrium state). The center between the bodies (like barycenter) is acting as a pivot between radial mass centers and providing leverage in dynamic condition (with velocity). (Dynamic system: Centripetal control with velocity on rotating mass/ bodies). here, centripetal force is dominating and controlling mv as mvr . Body: it is in stiff form by Forces (control level) with resistance to deformation/ transformation level.

c) A mass is rotating through a rope: Tug war between 'ma' and 'mv'

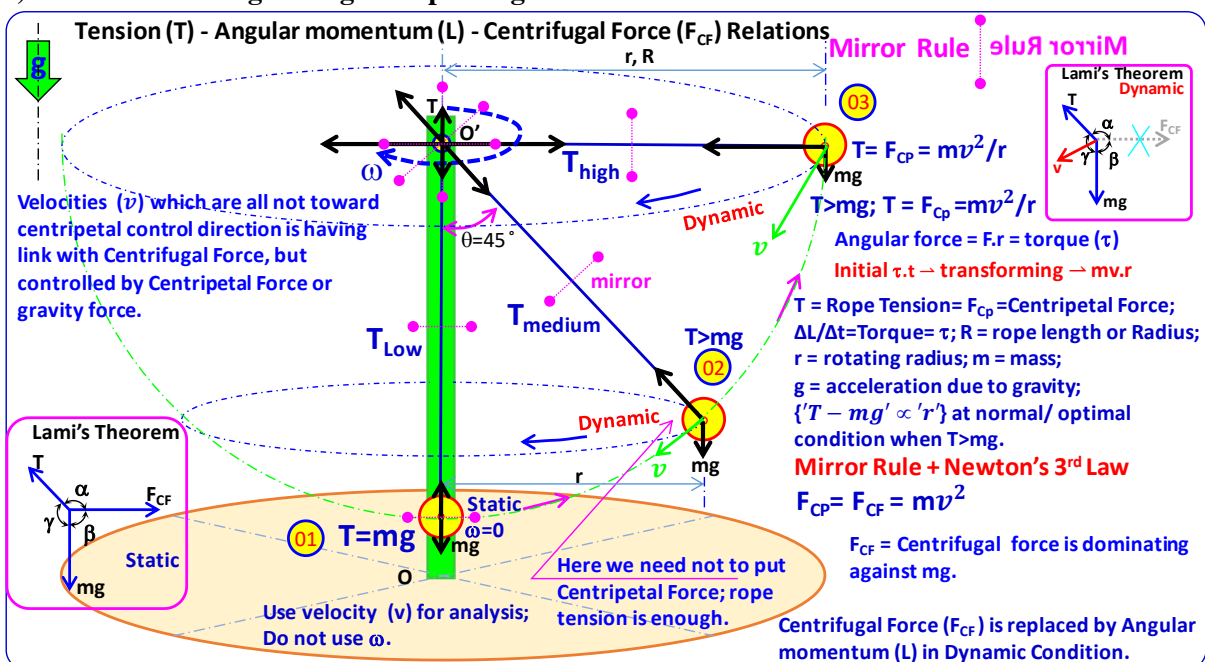


Fig 2.8.4c Metal ball spinning with rope: 'mv' is having link with centrifugal force; since, it is not toward F_{CP}

The rope tension (T) more than the gravitational force (mg) is having link with Centrifugal Force ($F_{CF} = mv^2/r$) are depending on linear momentum (mv) / angular momentum (mvr). And initially added “‘Radial Force’(τ), ‘Time’(t)” is transformed into ‘ $mv \cdot r$ ’ (L). Here centrifugal force is replaced with angular momentum (mvr) against centripetal control as transformation from static to dynamic system. Here v = velocity is used for analysis not ω = angular velocity. We can replace centrifugal force by angular momentum through ‘torque.time’ = $(\tau \cdot t)$ as rotational tug of war as dynamic. i.e., mv is resultant of centrifugal force/ dynamic form of centrifugal force under Centripetal control as mvr (dynamic equilibrium). This is having relation with Lami’s Theorem (static equilibrium state of mass/ body). mv is generated/ caused by Centrifugal Force; $mv \rightarrow mvr$ by F_{CP} control. Change in velocity direction due to time is increasing **rope tension and creating torque**; if we apply parallel pull on radially divided mass centers, then centripetal control can generate gyroscopic effect as push and pull reaction as tight side, slack side effect as a torque to turn the mass to align with the orbit/ circular pathway.

d) Two body Problem (Orbital Tug of War between Centripetal Force (ma) and Linear momentum (mv) in dynamic: mvr itself is having mv + torque as momentum + Gyroscopic effect; $mvr = mv + \tau G$:

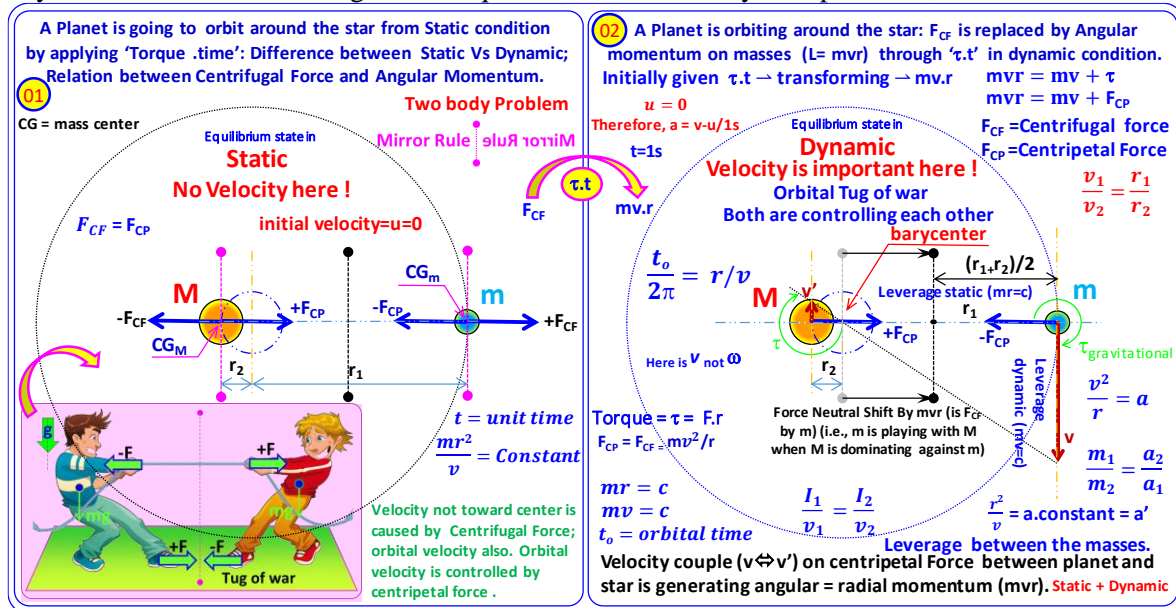


Fig 2.8.4d A star with a planet are rotating each other: Centrifugal force is transforming into mvr through $\tau \cdot t$; Transformation from static into dynamic by applying ‘torque.time’ with centripetal control. **mvr is having τ & mv** ; v , r is link with mass ($1/\alpha$); velocity is link with r (α), constant = v/r ; Universal system: ‘ $m = 1/\alpha \cdot v'$ ’;

01: a planet and a star are in tug of war condition in static condition as static equilibrium state; both centripetal and centrifugal forces are having equal magnitude and both are opposite to one another and mirror to one another; it is having link with Lami’s theorem. We can demonstrate this condition through rocket/ space craft.

02: Centrifugal force in static system is replaced with ‘ mvr ’ as angular momentum as an alternate for centrifugal force in a dynamic system (equilibrium state). mv & mvr is not toward centripetal force direction; hence mv/ mvr is having link with centrifugal force as orbital tug of war in dynamic system. Sun/ Star is dominating against the planet with centripetal control since mass value is High; at the same time the planet is playing with tangent ‘ mv ’ against sun/ star’s dominating centripetal control and turns into mvr . **tangent mv** is play control against dominating member’s centripetal control (ma). Barycenter is near to sun/ star and the mirror line is laying middle point between the planet and star/ sun as centripetal neutral point. actually, the barycenter and centripetal Force neutral point are not in same place due to domination difference between planet and star.

Angular Momentum (mvr): Gyroscopic effect (G_F) on orbital masses due to parallel pull control of centripetal forces are indicating rotational / circular motion. Parallel (divided) gravity pull control on matters are generating gyro effect when tangent velocity is involved. Push and pull reactions on radially divided mass centers due to parallel centripetal control with tangent velocity on radially divided mass centers is nothing but gyroscopic effect. Gyroscopic effect (we can see the same view of planet around the star if the planet does not have self-rotation) on planet / satellite / star is indicating orbital (no escape or no fall down state) state = resistance to deformation / transformation state. Remember: No centripetal acceleration is involved in circular orbital motion through CG; Axis of CG is turns in to Pivot and v^2/r is adding torque on radially divided mass centers due to parallel centripetal pull and turning is happening by gyroscopic effect (fight between radial velocities and centripetal accelerations). Centripetal force is made neutral by radially divided mass centers with velocity (mvr). mv is transforming into ‘ $mv + G_F$ ’ as mvr by parallel centripetal controls. $mvr = \tau t$ in live; ‘ $mvr \cdot 2\pi = \tau t_o$ ’ per orbit or cycle time as a gyro effect. Changing velocity direction is torque*.

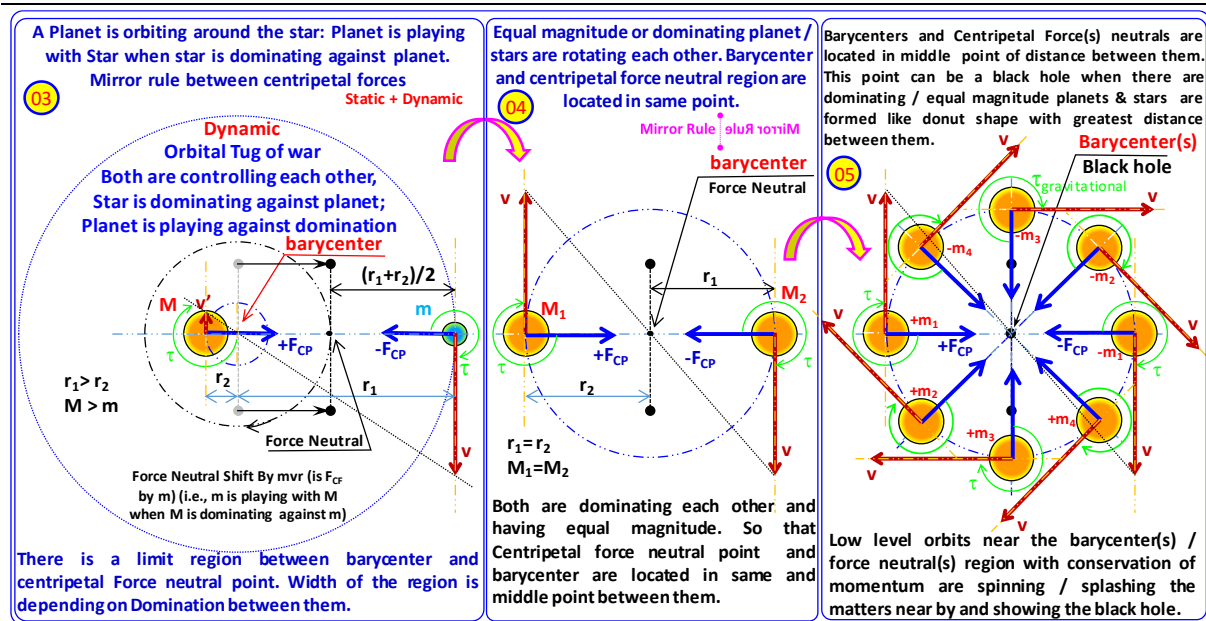


Fig 2.8.4e The Black hole region (dominating equal magnitude Members formation like donut shape) {O}

Both barycenter(s) and 'Force Neutral' shift are aligned as same point as black hole when there are dominating members with sufficient gap among them (more/ the greatest number of dominating planets / stars are involved with ~greatest distance between them for black hole creation (donut formation of dominating members)). Low level Non-dominating planets/ stars are coming into low level orbits with highest speed at system CG/ barycenter(s) of donut shape of cluster of planets/ Stars. The black hole can be in visible state when matters are available in low level orbits with high speed with splashing + burning. Black hole is consisting high intensity of penetrating least level particles/ radiations. Gravitational Attraction between opposite side members (stars/ planets) are dominating against circular/ radial attractions. Mass of black hole is ~nothing, is barycenter(s) of cluster of stars/ planets / matters; i.e., total systems center of gravity is located at black hole. Refer ...2.16;

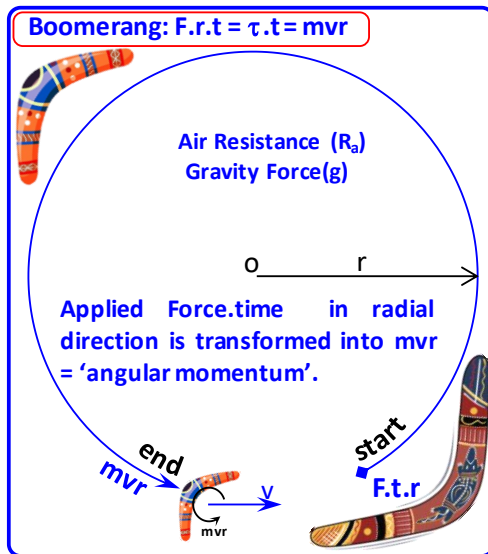
Remember: In universe starting time, there was only centrifugal force (external) available. The gravity force is started when the masses emits high speed penetrating least level particles. Therefore, something went out of control and control is established by the system through gravity. Refer 2.8.1; actually, orbital tug of war between centripetal ($F=ma$) and ' $mv = p$ ' (resultant form of centrifugal $=mv$ was turned into mvr (dynamic) when centripetal control was started); velocity which are all not toward center of gravity are having link with centrifugal force. $F.t = J = \text{force.time}$ on radial is $\text{torque.time} = \tau t = mvr = \text{'Radial Force.time'}$; Force.time = J can act against centripetal force, is having link with centrifugal force. i.e., the centrifugal force is indirectly available in the form of ' $mvr = mv + \tau$ ' against centripetal gravity force as play control. Here we need to call the mass as leverage mass (mr); since, the centripetal force between planet and star is equal to ~ tension (T) or pull.

Orbital Tug of War (centripetal force with mvr): Star is dominating as centripetal control against planet due to mass value is more than planet; at the same time, planet is having mvr / mv in radial direction as a play control to resist gravitational pull / centripetal pull. Both are in controlled synchronized relative motions as a system to resist transformation from one form into another form (orbital to colloid). The resistance is very important and declaring life time of system. The control/ governing/ resistance is coming in picture from both sides as a dynamic form (mvr) of rotating bodies like as tug of war condition of bodies in static condition.

The centripetal domination (ma) of star / from one side is managed as a play control as mvr in opposite side / planet as a survival process under dividing process (independent control) to resist colloid. Radially moving mass is having kinetic energy and gaining push and pull reactions from centripetal Forces. mvr is having ' $mv + \text{Gyroscopic Effect}$ ' – refer (i) for more details. mv is transforming into mvr by centripetal control; $mvr = mv + \tau$.

Radially divided mass centers: in rotational motions, the axis of mass center or center of gravity is acting as pivot between opposite sides and the mass is radially divided with respect to pivot due to centripetal force(s) with tangent velocity(ies) on radial mass centers. The leverage mass ($m.r$) from pivot is located at radial pathway as radial mass center(s) and delivering $I = mr^2 = \text{mass moment of inertia during rotational movement}$. $\tau = \text{mart} = mvr = I\omega$; Torque (τ), Angular Momentum (L) and mass moment of inertia (I) are having direct relation. Velocity direction (mv) is changing (mvr) due to centripetal control on radially divided masses from pivot. mv is transforming into ' $mv + G_F$ ' as mvr by centripetal parallel controls. mvr is equal to τt in live condition; $\tau_0 = mvr.2\pi$ for one cycle or per orbit; this is relation between gyroscopic effect as torque and mvr . Normally, the torque is available in mvr as Gyroscopic Effect (G_F) due to parallel centripetal pulls / controls & tangent velocities on.

e) Boomerang (angular momentum ($mv.r$)) ($v.r$ not v/r); (present state \rightarrow future state) 'CC&CE'



Circular pathway is controlled by boomerang design profile + holding position + throwing energy + air resistance & gravity force. Applied **force.time** in **radial direction** is transforming into **$mvr = \text{Angular Momentum}$** .

Gravity force, Air resistance and spinning of boomerang with velocity are playing major role. Actually ' mv ' is resultant/dynamic form of centrifugal force. air resistance + spinning boomerang with v & gravity are controlling the circular path way. Flat Surface area of Boomerang is involved to generate pressure on boomerang from air resistance. Holding position is providing leverage while releasing as the axis of center of gravity is turns into pivot for spinning of body (self-rotation). Primary and secondary spinning are involved here. Actually, mass is divided radially with respect to axis of CG as pivot due to self-rotation and Radially divided mass centers with tangent velocities is generating gyroscopic effect as torque as push & pull reaction. Air resistance is providing centrifugal control like wall on boomerang while spinning (self-rotation) with controlled velocity ($mv.r$).

Fig 2.8.4e Boomerang: **Primary ' mvr from self-rotation' with radial velocity \rightarrow secondary $mv.r$ as ' $\tau.t$ '**

Actually, Boomerang is controlled by centrifugal force gained from mvr as a reaction from v^2/r ; F_{CF} is acting on air resistance by self-rotation with velocity on boomerang. Centrifugal control is always gaining magnitude form mvr (reactive force on air from acceleration = v^2/r as push & pull as τ) when we apply control on mv as mvr by air resistance / wall control. Centrifugal (F_{CF}), $L = mvr$ and $p = mv$ are relatives/ standing on same side to counter centripetal gravity forces as a play control to tackle **domination of centripetal forces** for survival/ to avoid collision/ fall. Resistance to transformation is declaring life of the transformation system. $mvr = \tau t = mv + G_F$;

f) **Wall of death:(velocity on radially divided mass centers on body with fixed wall (Centrifugal)**



The wall of death, motordrome, velodrome is a carnival sideshow featuring a silo- or barrel-shaped wooden cylinder, typically ranging from 20 to 36 feet (6.1 to 11.0 m) in diameter and made of wooden planks, inside which motorcyclists, or the drivers of miniature automobiles, travel along the vertical wall and perform stunts, held in place by friction and centrifugal force – Wikipedia [17]. Circular pathway is controlled by fixed wall is nothing but centrifugal control (Minimum speed required is: $v = \sqrt{gr}$; more than the minimum speed is causing centrifugal force as reactive due to change in velocity direction on radially divided mass centres. so that centrifugal force from change in velocity direction + friction are helping to perform stunt. $F = mv^2/r$ in N.

The vehicle tense to move in straight line/ straight surface as a normal; due to circular path, the vehicle generating acceleration due to change in velocity direction as torque as push and pull reaction as a one self-rotation of vehicle/ cycle as torque cycle (gyro). the acceleration difference between straight line vs circular is v^2/r is acting on radially divided mass centers from pivot of CG axis as torque and reacted on wall as centrifugal force. Here, the system is centrifugal control system against gravitational pull; Friction, Centrifugal force on normal reaction must dominate here as control against gravity pull, since no rope tension is available here for controlling mv as mvr . i.e., Centrifugal force, mv/ mvr are playing against gravity as rotational tug of war. (centrifugal force is generated from mvr when v is increased more than \sqrt{gr}). Three gyroscopic effects are involved here, two wheels + One body; body's gyroscopic effect is dominating due to mvr (change in velocity direction). There is some control (wall) and something is trying to go beyond control (more than the minimum / optimum velocity) but within the control (fixed wall) is nothing but stress. The wall is so strong to withstood stress happened due to mvr more than minimum. But this is not applicable for planets/ stars.

The fixed wall is providing normal reaction on centrifugal force. Centrifugal force is generated / gained from Angular Momentum (mvr) when we provided control like fixed wall or air resistance. Actually, rope tension and centrifugal force are having relation like tug of war. The centripetal force is dominating in our universe when the gravity was started and centrifugal, mv and mvr are standing in opposite side with tug of war stand/ status as survival status as resistance to deformation / transformation status and driving the time running process through controlled transformation process and ensuring life span of the transformation system.

Remember: All the potential energies (wind, hydro, water flow, tidal...) on earth are depending on gravity force only. work done on earth is depending on gravity force only.

g) Globe of death:

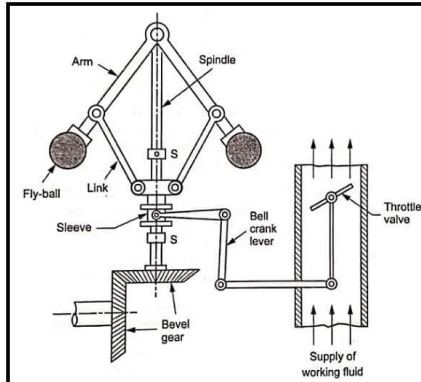
Here also the path way is controlled by strong wall (not rope; so that, include centrifugal force on wall as control; if we use rope, then tension is coming in picture) is nothing but centrifugal control + play control (mvr) against gravity force = changing velocity direction is generating torque as gyro effect. Acceleration difference between linear 'mv' to radial 'mv' is torque. Minimum/optimal velocity is fixed with respect to radius & g; so that centrifugal force on wall from change in velocity direction + friction is helping to perform stunt inside the iron globe. Both 'mvr' and centrifugal forces (F_{CF}) are standing in one side as domination + play control against gravity force. Here is centrifugal force as a system control due to fixed wall. $mv + \text{torque}$ (one self-rotation /cycle) = mvr as dynamic system; This is F_{CF} system against F_{CF} . F_{CF} is reactive from torque = τ_G .

Centrifugal force + mvr must dominate here as control +Play against gravity, since no rope tension is available for controlling mvr. i.e., centrifugal force on wall + mvr is dominating against gravity and allowing mvr to play against gravity. (centrifugal force is gained/ generated from mvr due to change in velocity direction on radially divided mass centers. Here also frictional force, gyroscopic effect are helping to perform stunt inside iron globe.

Control vs Out of Control Activities in our Universe: in universe starting time there was only centrifugal force available and spreaded divided memerbs throughout the universe as radiations as a normal process under dividing process; after a period of time, the matters/ memerbs emits radiations with highspeed of leaset level penetrating particles for generating gravity force to gather memerbs as groups as a formation of stars / planets.

There are two types of controls among the memerbs / groups, one is centripetal dominating control (Force) on non dominating memerbs / groups; and another one is playing control of non dominating memerbs / groups against dominating memerbs / groups which was created / caused by centrifugal force as mv. mv is resultnat of F_{CF} .

Rope Tension or centipetal force and centrifugal force are having relation. Any one must be available in rotating bodies as a control system as dominating control against non dominating memerbs with play control. Minimum speed required is: $v = \sqrt{gr}$; $g = 9.81 \text{ in } m/s^2$; more than minimum speed is causing Centrifugal force on fixed wall due to change in velocity direction (v^2/r); Here Centrifugal Force + mv is controlling / dominating with play control against gravity. F_{CF} (push & pull reaction on wall) & mv are standing in same /one side as Domination + play control against gravity/ centripetal force domination. Change in velocity direction on radially divided mass centers in vehicle due to circular path is generating push and pull reaction depending on mv(s) direction and ma(s) direction is gyro effect as one self-rotation/ cycle as a torque; it is reacted on wall as Centrifugal force.

h) Centrifugal governor: Chang in velocity direction is nothing but Torque (Gyroscopic torque)

The centrifugal governors are based on the balancing of centrifugal force on the rotating balls (radial mass) by an equal and opposite radial force. When the load on the engine decreases, the engine and the governor speed increases. This increases the centrifugal force acting on the balls and the balls move radially outwards. Wikipedia [18]. F_{CF} is gained from increase in mvr. mvr itself is having torque due to radially divided mass centers with velocity couple; axis of CG is turns into pivot for radially divided mass centers for leverage action from one side to opposite side. Radially divided masses with opposite velocity on each are generating force as gyro torque in normal; also gaining F_{CF} when speed increases. Radial acceleration is increasing mv and gain on mv is acting against gravity domination as centrifugal force. mv is resultant of F_{CF} .

i) Angular Momentum ('mv.r' not 'mv/r') and its Gyroscopic Effect (Cause behind the Gyroscopic Effect - Revealed): (For rotating / turning masses from electric to orbital masses / matters)

Angular momentum on donut = $mv.r$ (radial velocity) = mv with centripetal parallel control is providing radially divided mass centers and turns axis of center of gravity of donut into pivot between one side to opposite side. Here radial velocity on radially divided mass centers is used for analysis not angular velocity (ω); i.e., $v.r$ not v/r ; angular velocity (ω) is not applicable here since $mv/mv.r$ is resultant / dynamic form of centrifugal force under control of centripetal force. Both centrifugal and centripetal forces are in tug of war status in static & dynamic conditions; so that, we are replacing centrifugal force with $mv.r$ in dynamic condition with centripetal force as control on system as orbital tug of war state. **Change in angular velocity is Torque (Normal torque).**

The cause behind the gyroscopic effect is easy identifiable when we use angular momentum ($v.r$) not (v/r). here we are not going to use $v/r = \omega$ and center of gravity (CG) against normal reaction for analysis. Remember Gyroscopic effect is applicable for all rotating/ turning masses from electric energy flow to orbital masses.

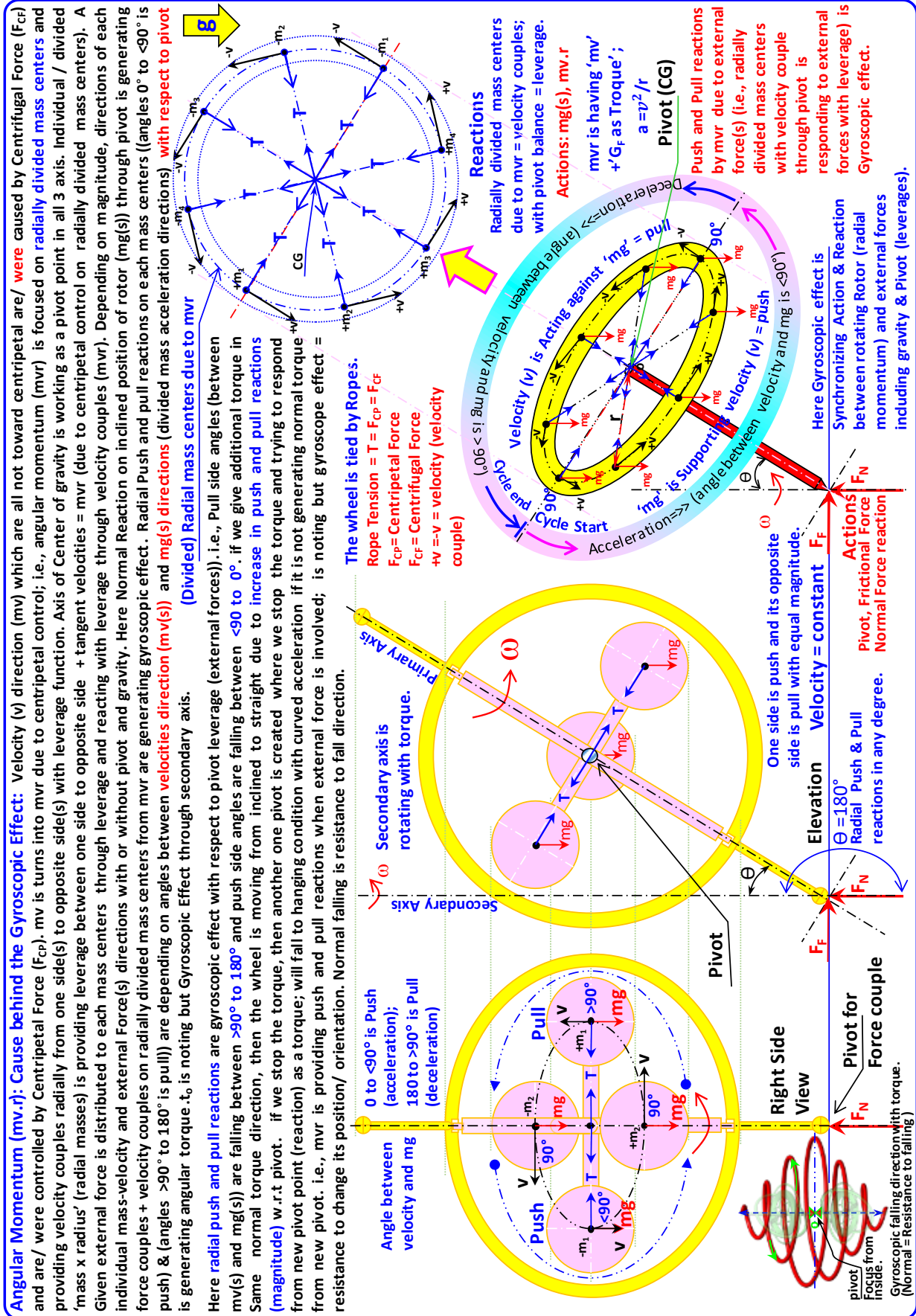
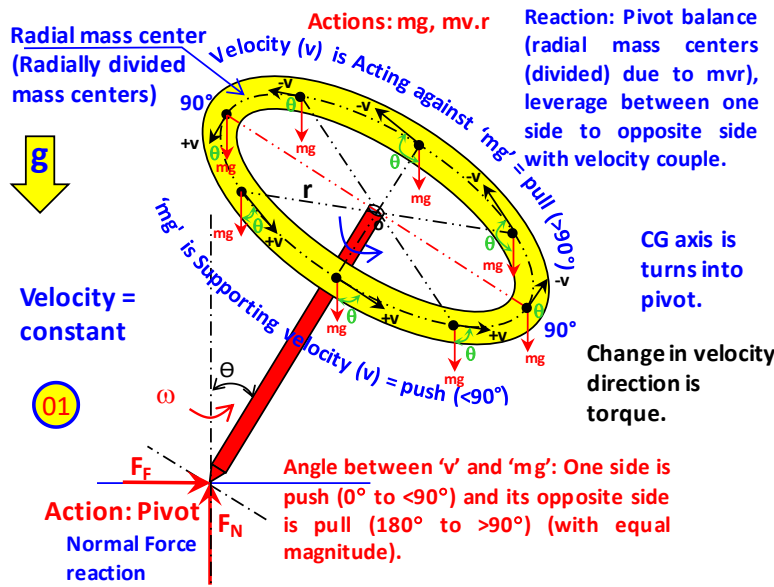


Fig 2.8.4e: Cause of gyroscopic effect: Radial pushes and pulls reactions: Angle between mg(s) and mv(s)

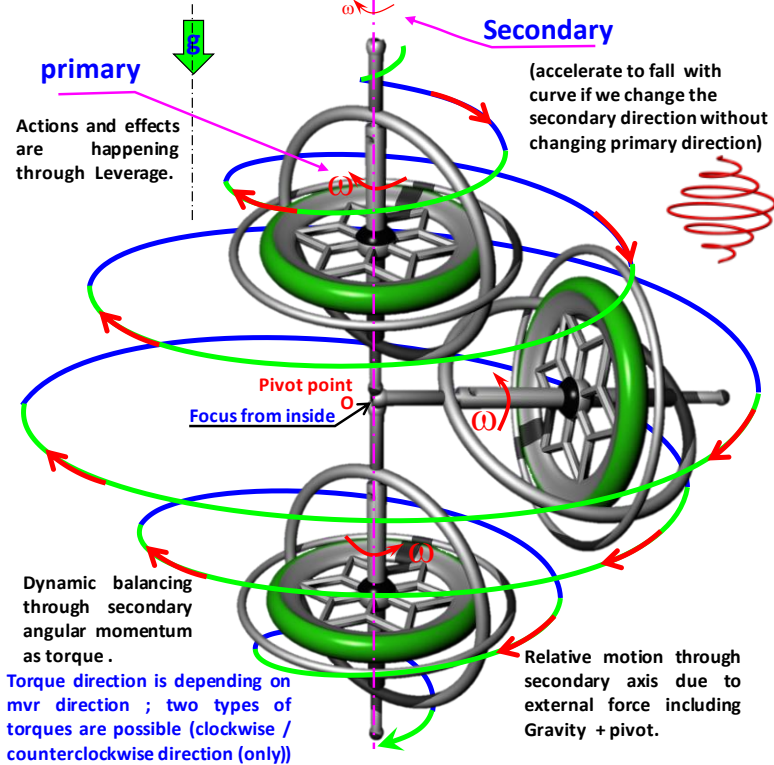
Use velocity(v) for analysis, not ω ; ' $m \cdot v \cdot r$ ' on radially divided mass center(s) is providing push and pull leverage when external force is involved including gravity & pivot. The angles between 'radial mass velocity direction' and 'radial mass acceleration direction' due to external force including pivot & gravity is providing push and pull reactions with leverage w.r.t. pivot. If one side is push means (say angle 0° if the gyroscope position is hanging in horizontal position) opposite side is pull (angle 180°) with equal magnitude with respect to pivot; so that, given external force is reacting to pivot with push and pull magnitude. Inclined position of gyro/ $m \cdot v \cdot r$ with pivot under gravity is generating secondary axis by push and pull reactions as torque as balance to resist falling;

Push and Pull reactions by $m \cdot v \cdot r$ due to external force(s) (i.e., radially divided mass centers with velocity couple is responding to external forces with leverage) is Gyroscopic effect. The angles between $mg(s)$ direction and velocity = $mv(s)$ directions are generating push and pull reactions w.r.t. pivot.




Angular momentum ($m \cdot v \cdot r$) is in dynamic form can be replaced by centrifugal force in static form. i.e., angular momentum is actually radial momentum ($v \cdot r$ not v/r) is having link with centrifugal force since the velocity direction is not toward center of gravity. Velocities which are all not toward center are/ were caused by centrifugal force only. i.e., all the atoms are emitting rays as radiations and leaving from source is by centrifugal force. Here Velocity direction is changing with respect to time and causing acceleration in each mass centers. Both centripetal and centrifugal forces of resultant factors are relatives like tug of war functions. Remember ' $m \cdot v \cdot r$ ' is resultant form or indirect form or dynamic form of centrifugal force under F_{CP} control. $m \cdot v \cdot r$ itself is having torque = gyro effect.

Gyroscope falling direction (Resistance to falling) w.r.t $m \cdot v \cdot r$ direction



Gyroscope normal falling direction is actually resistance to fall direction. Opposite side is accelerated to fall direction. Here the secondary axis is created as dynamic balance due to inclined position with pivot under gravity. We need to focus from inside to understand the falling path way (normal) as a continuous spiral as shown in the following diagram.



Actually, the secondary axis is created due to inclined position of gyroscope with pivot & gravity; and is trying to align with gravity directions, so that the secondary angular momentum is created as a 'torque.time'. It is a fight between dynamic centrifugal (mv) (Playing) vs Gravity force (centripetal) (domination).

Fig 2.8.4f Gyroscope push and pull angles and Falling path way. (Remember: two types of torques only \cup | \cup)

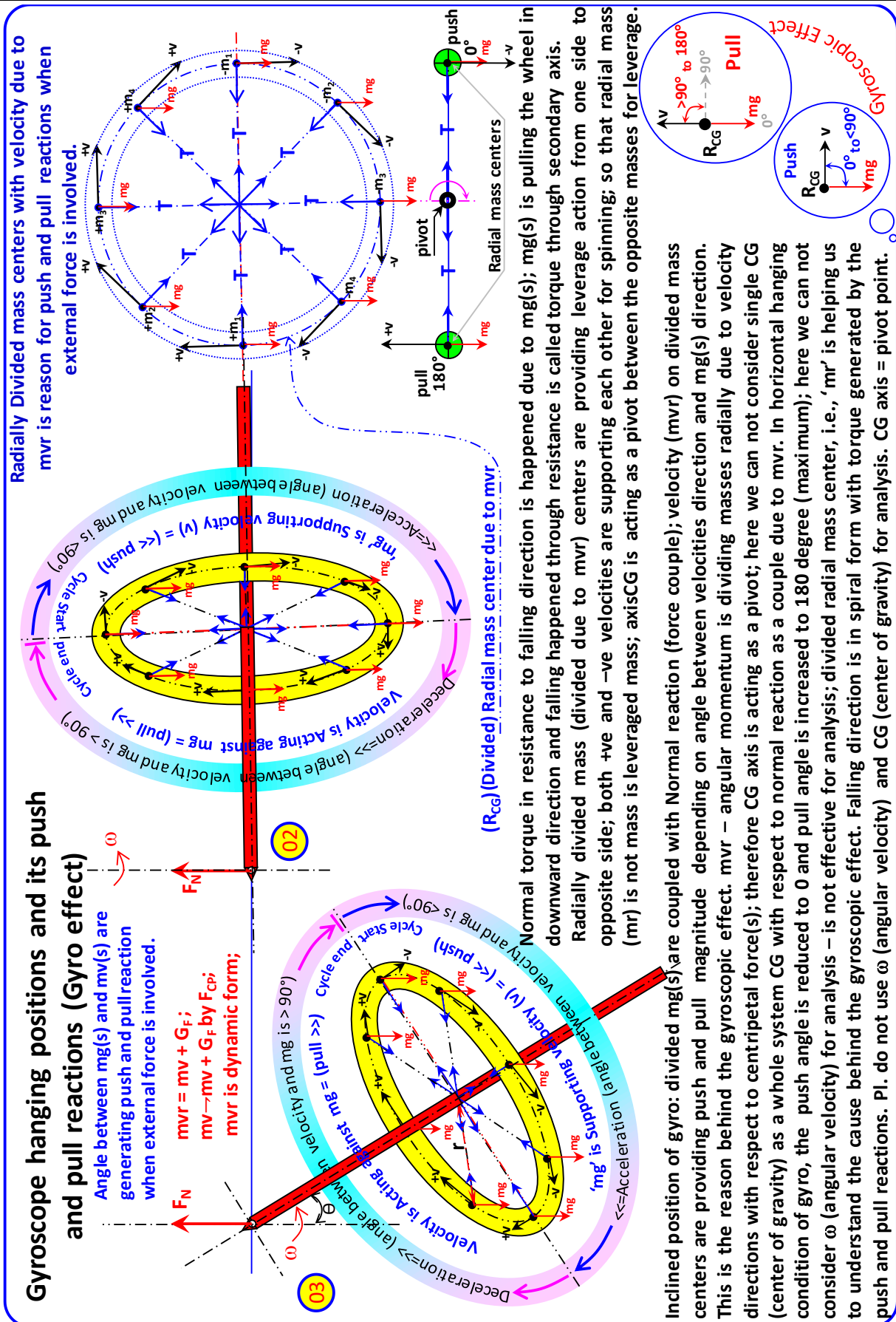


Fig 2.8.4g Gyroscope push and pull angles in hanging condition. Use $L = mvr$ instead of ω !

j) Outcome from analysis on gyroscopic effect: Since, radially divided mass centers with velocity directions

Linear motion (v)	Existing	Angular/Rotational Motion (ω) = (v/r)	Existing	Angular/ Rotational motion (v.r)	Include/ multiply radius (r) on all linear - New* (don't use ω)	
		Angular position	θ	Angular Position	$\theta = S/r$	In radians
Position	x			Radial Position (S_r)	S.r	
velocity	v	angular velocity	$\omega = v/r$	Angular velocity (v_r)	v.r	Due to centripetal force as a domination control.
acceleration	a	Angular acceleration	$\alpha = a/r$	angular acceleration (a_r)	a.r	Elliptical orbits and machines.
motion equation	x = vt	motion equation	$\theta = \omega t$	motion equation (S_r)	vt.r	S.r
Leverage mass	--	leverage mass	m/r?	leverage mass (m_r)	m.r	Leverage (with pivot)
mass (linear inertia)	m	moment of inertia	$I = mr^2$	moment of inertia (I)	mr.r	mr^2
Newton's 2 nd Law	F= ma	Newton's 2 nd Law	$\tau = I\alpha$	Newton's 2 nd Law	$\tau = ma.r$	F.r
momentum = p	mv	angular momentum	$I\omega$	Angular momentum (L)	mv.r	mv.r
Mass center	CG	mass center	CG	Mass Center	CG	Independent control
Combined mechanisms as a system (matters with Barycenter / pivot)	colloid & penetration	Barycenter / pivot	BC	Barycenter or system center (BC)/ pivot	BC	Due to Control between one another.
		??	??	Circular mass center or radially divided mass centers by F_{CPs} .	$R_{CG(s)}$	Radially divided masses due to parallel centripetal controls / pulls.
		??	??	Gyroscopic Effect:	G_F	Push and pull depending on angle between mg(s) and mv(s) directions.
		??	??	Pivot point for gyroscopic effect:	CG =pivot for mvr	CG turns into pivot as a combined mechanism.
		??	??	Domination control (M) (centripetal)	Mass \uparrow	High mass is having dominating control.
		??	??	Play Control (mvr = resultant of centrifugal)	Mass \downarrow	Low mass is having play control over domination
??	??	Domination + Play Control	Mass =	Domination+ play control if the masses are equal		
Work done	Fd	work	$\tau\theta$	Work done	ma.r. S/r	F.S
Kinetic Energy	$\frac{1}{2} mv^2$	Kinetic Energy	$\frac{1}{2} I\omega^2$	Kinetic Energy	$\frac{1}{2} m.r.\frac{v^2}{r}$	$\frac{1}{2} ma.r$
Power (\propto Force)	F. Δv ; Fv	Power	$\tau\omega$	Power	ma.r.v/r	ma. Δv =mav

Note: in circular orbit, the planet and star cannot get acceleration if we cut the centripetal force between them. it Can remove only G_F . $mvr = 'mv + G_F'$; ' $mvr \rightarrow mv$ by removing F_{CP} on system. Same way, gyroscopic effect only can generate if we apply F_{CP} control on mv, no decelerations.!

Table 2.8.4a: comparison between linear (v); existing angular (v/r) and new Angular (v.r) systems
 Parallel pulling by gravitational force on matters with tangent velocities from $mvr =$ parallel centripetal control/pull on matters with tangent orbital velocity on each is generating gyroscopic effect; no acceleration* through CG for turning!, is gyroscopic effect as gravitational torque (we can see the same view of moon from around the earth if the moon has not self-rotation). v/r is not having link with angular momentum and gyroscopic effect; we cannot derive / see gyro effect by using v/r concept. Actually, mv is transformed into mvr by centripetal*.

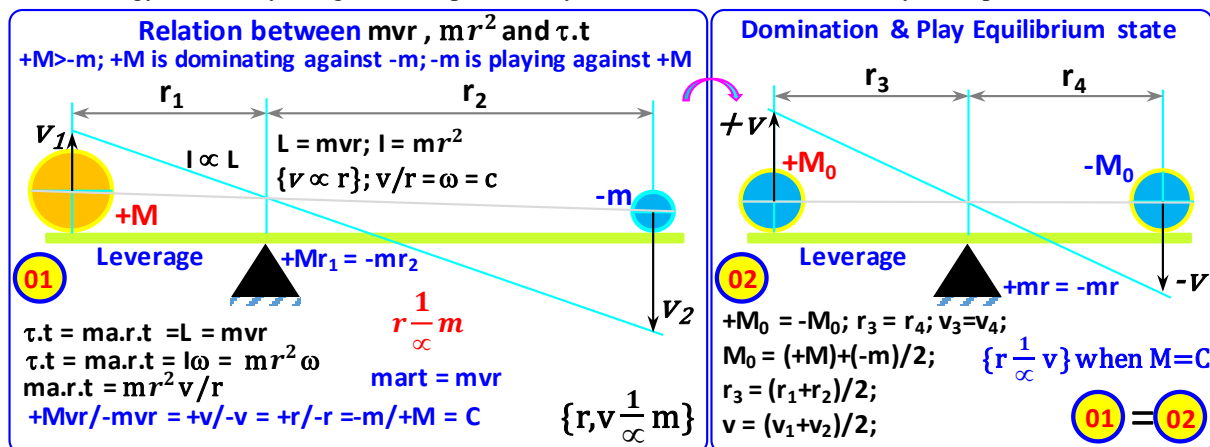


Fig 2.8.4h ' $v \propto r$ ' for uneven masses; Mass $1/\propto r$ and v, ' $r 1/\propto v$ ' when $M = C$ =even; Conservation of $mv.r$
 We need to know the relations between everything for clear understanding; so that correct / proper interpretation can help us to understand the relations between everything. We cannot ignore radius parameter in circular or rotational motion. Also, angular velocity (ω) is not helping us to do analysis in gyroscope. Here, I have used

'angular linear velocity' (v.r) for analysis and able to understand the cause behind the gyroscopic effect. 'angular linear velocity' (v.r) can help us to understand clearly on system instead of angular velocity (ω).

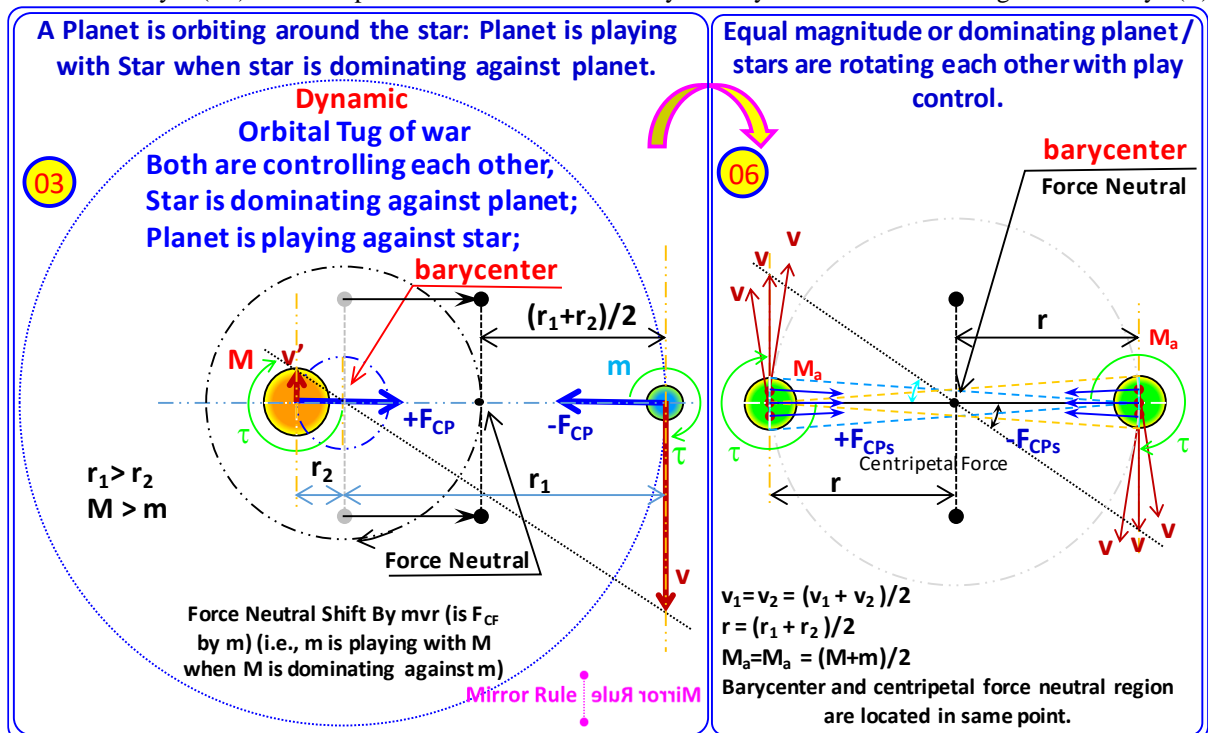


Fig 2.8.4i Orbital tug of war in uneven masses \rightarrow Orbital tug of war in even masses (Normalized/ Neutralized)
Here uneven mass properties are normalized to bring under equilibrium state of orbital tug of war. This is having equal domination control as well as equal play control; if we consider one as positive and opposite one is negative; both positive and negative are depending on perspective only, both are required for transformation and delivering all effects as work done. Both are in equal state such a way the optimization/ normalization is done and this is required to maintain Centripetal Force Neutral region at middle point between the planets or stars. This condition is required for black hole /wormhole creation with donut formation, black hole is visible when it have low level orbits of matters and can accelerate dividing process/ atomized process/ burning / splashing.

k) Relation between Car turning (torque); Planet Turning (gravitational torque); Gyroscopic effect (torque); Coin rotating (torque):

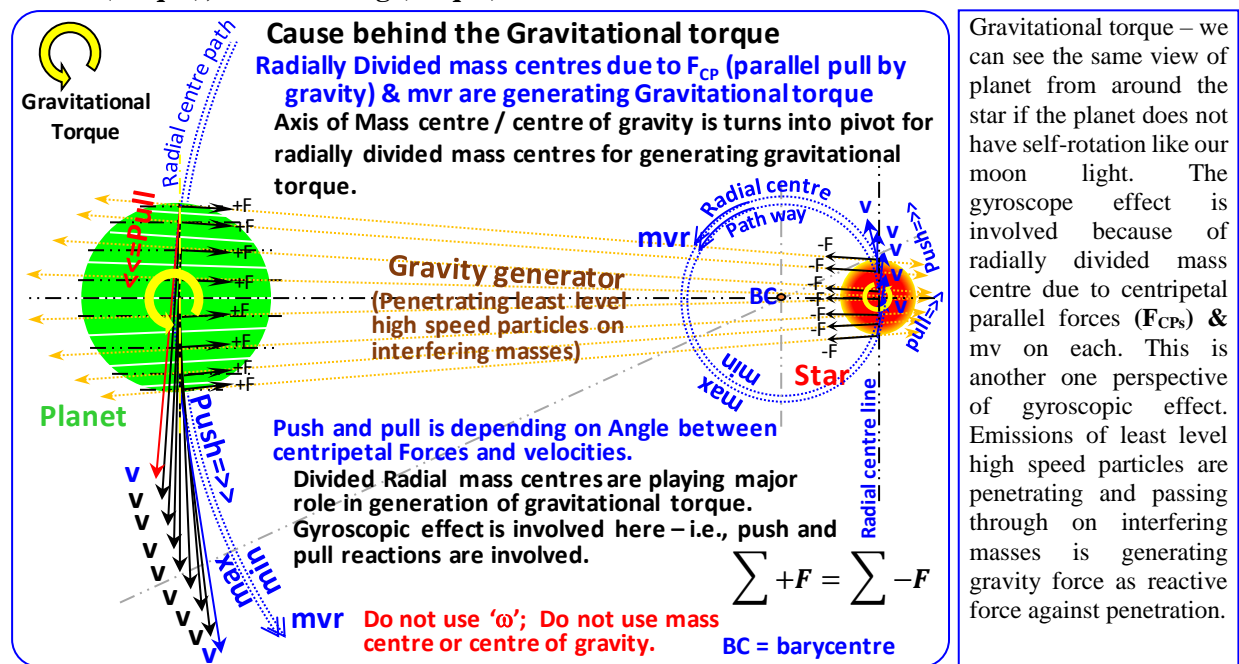


Fig 2.8.4h Gyroscopic effect = Gravitational Torque (radially divided mass centers due to F_{CP} & $mv.r$)

Angle between velocities direction (tangent) and Forces or gravity generating rays direction are generating push and pull reactions is nothing but gyroscopic effect. Here 'mvr' is angular momentum, 'mv' in radial direction is resultant form of centrifugal force in dynamic condition. Centripetal force (gravitational acceleration between star & planet) is acting on each particles of planet & star (divided structure) with orbital tangent velocity on each particle as 'mv.r' and generating gravitational torque as gyroscopic effect; mass is radially divided due to parallel pull between planet and star as centripetal gravity forces, direction of velocities (KE) on each particle is aligned with radial direction of orbit and push and pull reactions depending on angle between F_{CPs} & velocities (v_s) are generating gravitational torque as turning the planet & star to align with the orbit as one self-rotation/ orbit as τ_0 . Gravitational torque = Gyroscopic effect: we can/ could see the same view of planet from around the star if the planet does not have self-rotation. Parallel Gravitational pulls on planet is generating radial (tangent) push and radial pull with respect to velocity direction (tangent to orbit) is nothing but gyroscopic effect. these pushes and pulls are turning the planet (as torque) radially toward orbit direction and aligning with orbit path way.

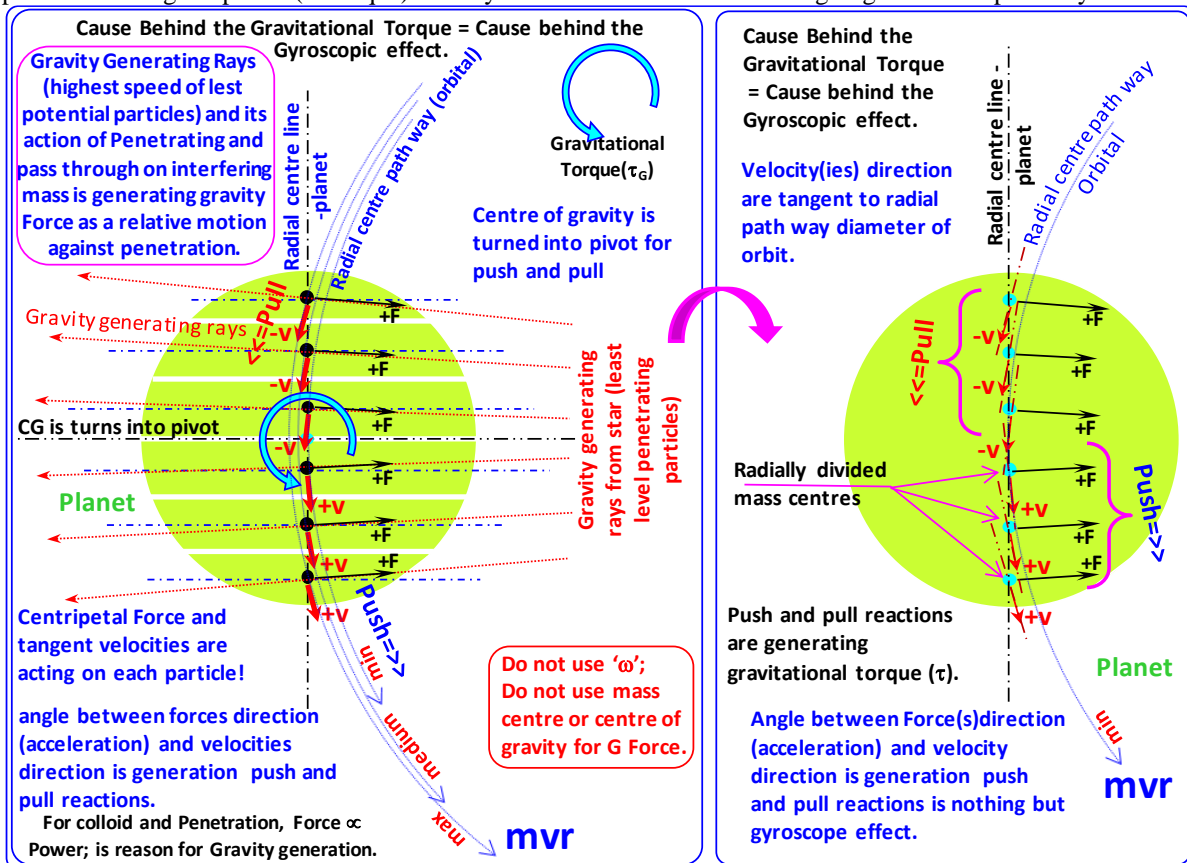


Fig 2.8.4i: Radially divided masses due to parallel centripetal pull + tangent velocity on each particle from mvr;

Gyroscopic effect is reason for gravitational torque (parallel centripetal pull and parallel tangent velocities on each particle) (adding one self-rotation/ orbit cycle as torque as a gyroscopic effect as a push and pull reactions). **'Force \propto Power' relation on Gravitational Centripetal Force:** each atom is emitting its stored energy as power and emitted least level particles are moving with high speed and penetrating, pass through on interfering masses, which is generating gravity force as a relative motion against penetration. Also, $P = F \cdot \Delta v = 'ma \cdot \Delta v' = 'F \cdot v'$; 'centrifugal Force is required for generating 'mv' and mvr, which are all not toward centripetal force direction. Wherever force is there, there should have power as a transformation process for resulting work done; Remember, Force, Power, work done, velocity (mv, mvr) are having interrelation. Emission of particles as radiations / light rays/ bursting/ etc are under dividing process as transformation process for delivering work done (Force = +F = -F); Force is base for every transformation inside the system and driving the time through transformation processes. Stored 'Force.time' (Ft) as energy is transforming in live as 'Force' through 'Power'; 'Force.time' is having link with Energy or transformed energy and Force is having link with Power. Here do not use angular velocity = ω for analysis, instead use $mvr = L =$ Angular momentum for analysis since radial velocity (vr) on divided mass centers is generating gyroscopic effect as gravitational torque as a normal natural phenomenon on all rotating bodies / orbital masses as opposite relation between velocity (v) and acceleration (a) as 'mv' direction against 'ma' direction as an orbital tug of war = control + play between one side to opposite side. Orbital tug of war between ma (time running transformation process) & mv (resultant factor = no time running process = mass is supporting agent) is controlled resistance to transformation state; ma (F) is reason for mv = p. Resistance is coming in picture

when we talk about control. i.e., resistance to transformation is playing major role between the forms of transformation and declaring life of the system. Actually, ‘mv’ on matters is transforming into mvr when we apply centripetal control on system. i.e., out of control from centrifugal is controlled by centripetal as domination against play / out of control. mvr itself is having torque as Gyro due to radial / tangent velocity on each particle under F_{CP} control. $mvr = mv + \tau$; $\tau.t_o = \text{Torque as one self-rotation /cycle}$.

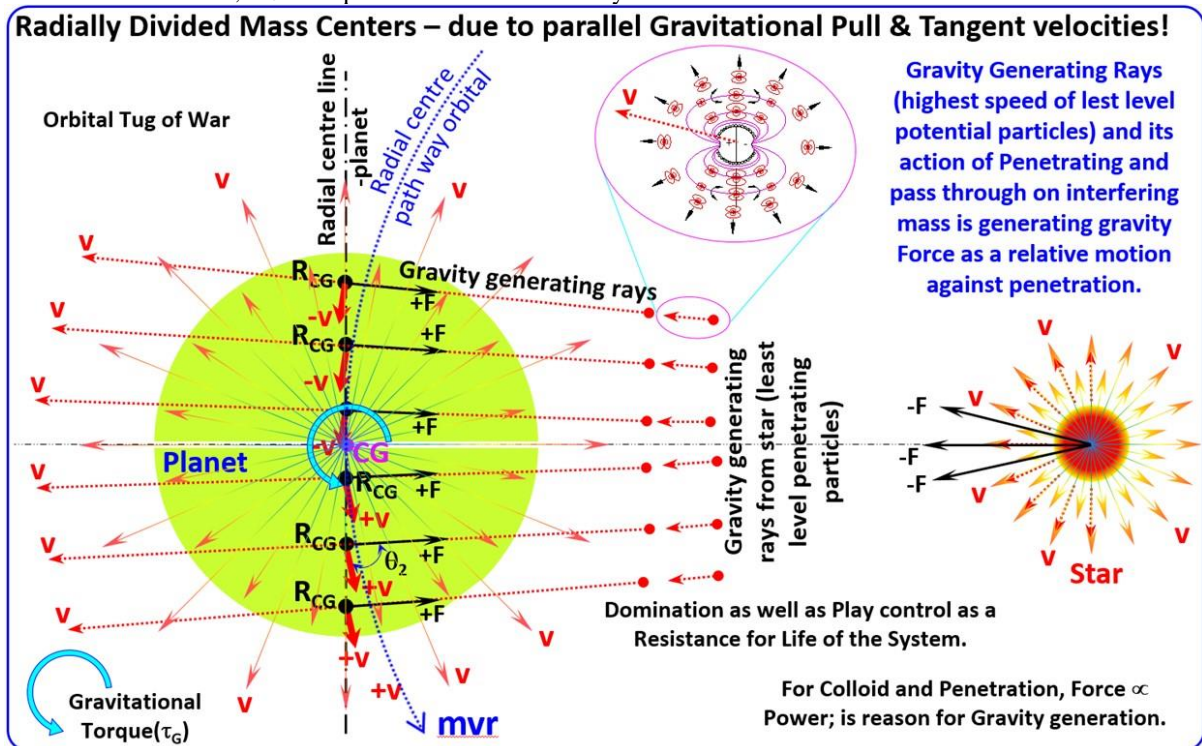
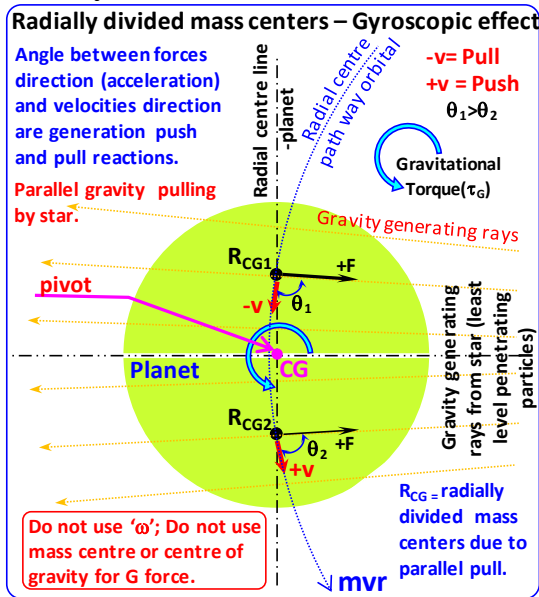


Fig 2.8.4j: gravity generator: Relative motion against particle penetration on interfering masses. (Power \propto Force)
 All the particles are electromagnetic particles under transformation due to closed circuit condition; Power (live transformation) is having link with Force due to transformation; since the Force is reason for everything; any change in space and time is depending on force due to electro-magnetic transformation. (rigidity = stiffness)
 Gyroscopic effect is available in all rotating bodies / masses due to parallel pull as acceleration control against velocity on matters as mv as out of control/ play control. Basically ‘Force’ is reason for any velocity on matters / particles or inside the atoms. Both acceleration and velocity are combined in system as ‘resistance to transformation’ as a control from one side to opposite side and declaring resistance and life of the system. All the particles are under transformation due to closed circuit ($+F \rightleftharpoons | \rightleftharpoons -F$) and for resulting effects as work done as resultant factors. It is an endless process for ensuring $\llcorner \llcorner \llcorner$ Infinite Past \llcorner Present \llcorner Infinite Future $\llcorner \llcorner \llcorner$ through ‘Start \rightleftharpoons End’; in universe starting time, the emitted particles size was biggest from the greatest ‘The One Mother Particle’ under dividing process and size of the particle was reduced gradually with respect to time. The particle emission is happened by centrifugal force due to high pressure / high intensity force at load neutral and spreads divided particles around the universe as $mv = p$ not $mvr = L$. After a period of time under dividing process the divided particles emit low/ least level penetrating particles with highest speed for generating centripetal gravity force as domination control among members / groups and turns mv into mvr. mv is out of control or no control state and mvr is under control state. Least level penetrating particles from source is penetrating and pass through on interfering masses due to its highest speed and generating relative motion on interfering masses as gravity pull. Start state was started with 100% centrifugal dividing process and end state going to be 100% centripetal dividing process for gathering everyone in the universe for end stage formation to create the opposite one for restoring the divided time. Both centrifugal and centripetal are like tug of war status as a static system as a stiff body in resistance to transformation state as a Forces in Equilibrium state for dividing and resulting all effects. Potential energy of Matters is meant for dividing process only... **In orbital mass:** mass is turning on orbital radial pathway by parallel centripetal forces & tangent velocities on each particle; gyroscopic effect (torque not acceleration) is turning the planet to align with the orbit, then we can see the same view of satellite from around the star/ planet. If the satellite has self-rotation, then this gravitational torque can merge with self-rotation of satellite like our earth and can affect/ effect number of self-rotations per orbital period. **Attraction** force between particles due to electromagnetic are making bonding like stiffness level like spring and gravitational are making stress like compressibility = hard and lead to brittle level and are based on matters properties. All the matters are under resistance to transformation condition is depending on Force(s). electric flow by attraction through flux like turning is having gyroscopic effect.

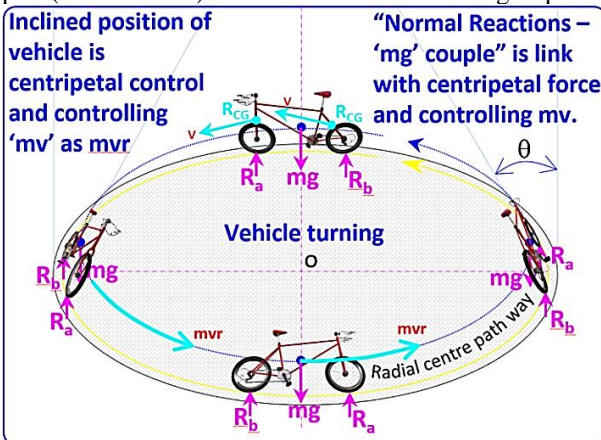
Radially divided mass center(s): due to $F_{Gravitational}$ (centripetal forces = Parallel pulls) & $mv(s)$



Gravitational torque – we can see the same view of planet from around the star if the planet does not have self-rotation like our moon light. Mass is divided radially due to parallel pulls by gravitational force between star and planet and the axis of CG is turns into pivot for push and pull reactions depending on angle between forces and velocities on radially divided masses. Here, (for gravitational torque) we cannot consider v/r and centre of gravity for gravity pull between planet and star for analysis. **Gravity generator:** every atom is emitting divided energy particles as radiation through power; least level particles with highest speed can penetrate and pass through on interfering masses; which is creating gravity force. No gravity force is available if there are no interfering masses available; i.e, particle penetration and pass through them should happen for generating gravity force. CG is turns into pivot (axis is parallel to orbital axis) when angular momentum on divided masses are come in picture for orbital masses. Changing velocity direction is torque is nothing but Gyroscopic Torque (τ_G); $mv + \tau_G = mvr$. all rotating/ turning matters are having $mv + \tau_G$ due to change in velocity direction but velocity is constant.

Fig 2.8.4j: Radially Divided mass centers with tangent v is generating gravitational torque; CG turns into pivot. Axis of CG is turns into pivot between the two groups of radial mass centres; one is for push and another one is for pull depending on angle between $mv(s)$ and $F(s)$. Actually, gravitational pull is acting on each particle and also tangent/ orbital velocity from mv is acting on each particle and generating gyroscopic effect. we cannot realize the cause behind the gyroscope effect by using angular velocity (ω); so that do not use ω for analysis.

Car turning: Velocity (v), Centripetal Force (F_{CP}) and gyroscopic effect (G_r) are deciding the radius; the axis of mass centre (CG) is acting as pivot between radial centres (in two groups; one is for push and another one is for pull depends on angle between centripetal forces and velocities) due to tangent velocities; push (0° to $<90^\circ$) and pull ($>90^\circ$ to 180°) reactions between the two groups are turning the vehicle as torque as Gyroscopic effect.



Actually, inclined position (control) of vehicle/ two wheeler is having Link with F_{CP} & controlling the radial path way (inclined position is fixing velocity and radius); couple between 'mg' & 'normal reactions (R_a, R_b)' is having link with centripetal force; So that, resultant of centrifugal force in the form of 'mv' is helping to make a round. Here couple between 'mg' and 'normal reactions (R_a, R_b)' is controlling 'mv' as mvr. Do not use centripetal or centrifugal force here. Both centripetal and centrifugal forces are in tug of war status inside the system. This is like planet/ satellite orbiting. Gyroscopic effect is helping to turn (one self-rotation per orbit as torque). Force couple ($mg-R_a, R_b$) as centripetal control, mv (momentum), frictional forces + Gyro are helping to make a round.

Fig 2.8.4j: Two-wheeler is making a round (3 Gyro effect): changing velocity direction is Torque as gyro effect. We cannot consider 'center of gravity = CG' or 'center of mass' in angular momentum (mvr) for fixing velocity; we can consider in linear momentum (mv) for fixing velocity on CG; mass center is divided radially with respect to parallel gravitational pull direction (centripetal). Velocity directions on divided mass center are aligned with the tangent of the orbit / path and making push and pull reactions with respect to centripetal force; axis of CG is turns into pivot between push and pull reactions. Push and pull reaction are acting as torque on vehicle or planet or star and make one self-rotation as torque rotation per orbit cycle or per cycle completion; this logic is applicable for successfully completed orbits or cycles. This is Gyroscopic effect, pl. use velocity or mv or mvr for analysis and do not use angular velocity (ω) for analysis. mv is resultant of centrifugal force (F_{CF}) and both are joining in one side to counter opposite side of Centripetal Gravity force; the gravity force (governing /Control State) is dominating and trying to pull every one for joining/ adding process; but in universe stating time, there was only centrifugal force (out of control state) from dividing process is available and spreads divided members around the universe as mv . Deceleration state: Electric Repletion and Magnetic Repletion is also coming under decelerations state since the time running is only under acceleration / deceleration (slow after acceleration) state by Force. without force the transformation cannot happen and no work done can be resulted.

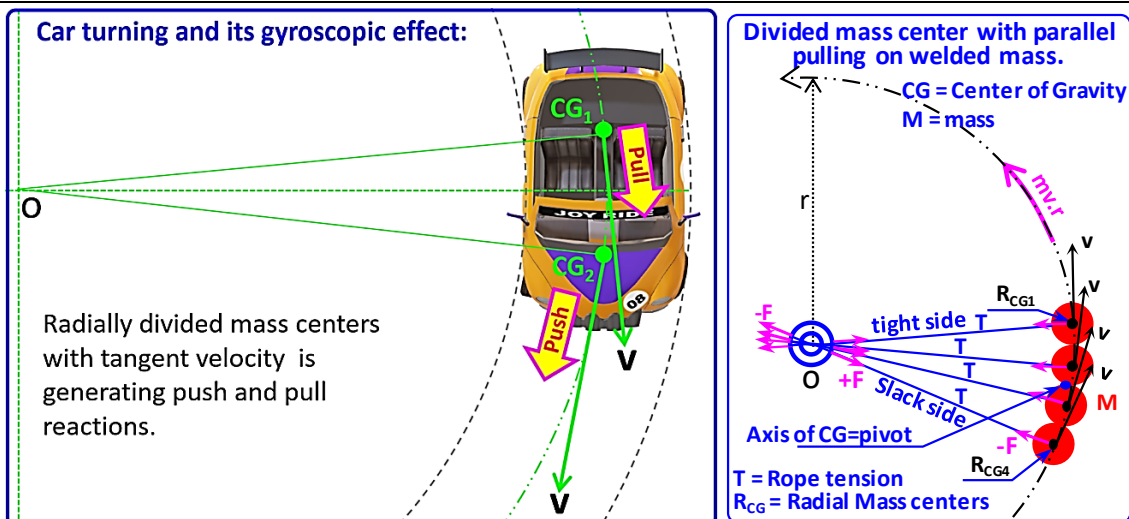


Fig 2.8.4k: (a) Car turning; (b) rotating welded mass with ropes (divided radial mass centers with $mv.r$)

Car is not in inclined position; front wheel direction is turned and aligned with circular path to make a round. Here also divided radial mass centre with tangent velocity is making centripetal torque like gravitational torque, is nothing but gyroscopic effect. Velocities on radially divided mass centres are aligned with the tangent of the path way circle; centripetal parallel control on 'mv' as 'mv.r' (divided radial mass centres) is the reason for gyroscopic effect. Push and pull reactions are natural phenomena when we apply parallel centripetal controls on radially divided masses with velocity. Fight between acceleration and velocity is gyroscopic effect. There is something ((centrifugal Force)/ (mv; mv.r)) out of control and something is controlling (centripetal gravitational force) for handling each other with domination & playing with influence. Actually, mvr (angular momentum) is dynamic form of centrifugal force under centripetal control; mv is/ was caused by centrifugal force form dividing process as emission / radiation as normal. $mv \rightarrow mvr$ by centripetal control. $mv + G_F = mvr$. Push and pull reactions, tight side & slack side, tangent velocity direction on radially divided masses with parallel gravitational pulls are having same natural phenomena and are having link with car turning, gravitational torque, gyroscopic effect. Radially divided mass centers are happened due to parallel centripetal pulls or multiple tangent velocities on mass or both. mv - ma angle differences between radially divided mass centers is gyro effect.

A circular Coin is rotating on a Circular path: (mvr is $mv +$ Gyroscopic Effect); $mvr = \tau t$:

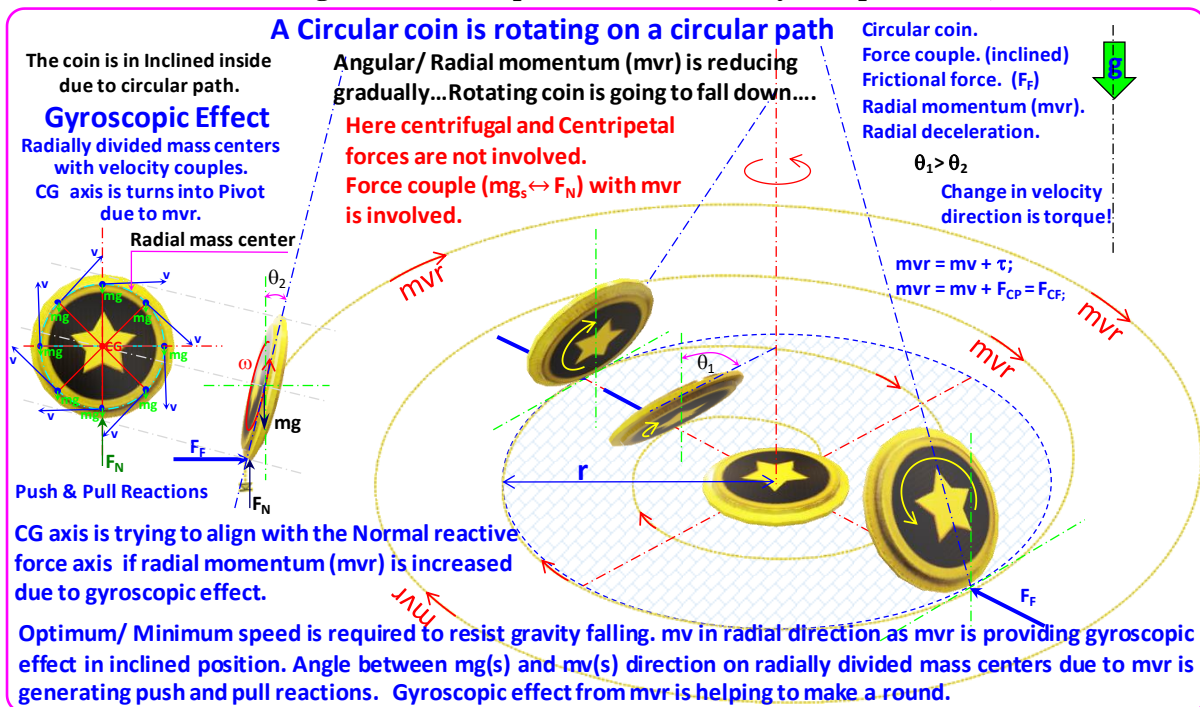


Fig 2.8.4l A circular coin is running on flat surface – Relation with Gyroscopic Effect; do not use ω !

Here, coin is running on a circular path way, at the same time the angular momentum is reducing with respect to time, mvr is dividing the masses radially based on velocity directions = $mv(s)$ and push and pull reactions are

created as gyroscopic effect based on angle between mg(s) direction and velocities directions on radially divided mass centers. Here Force couple of mg(s) and normal reaction (F_N) is having control like centripetal over mvr.

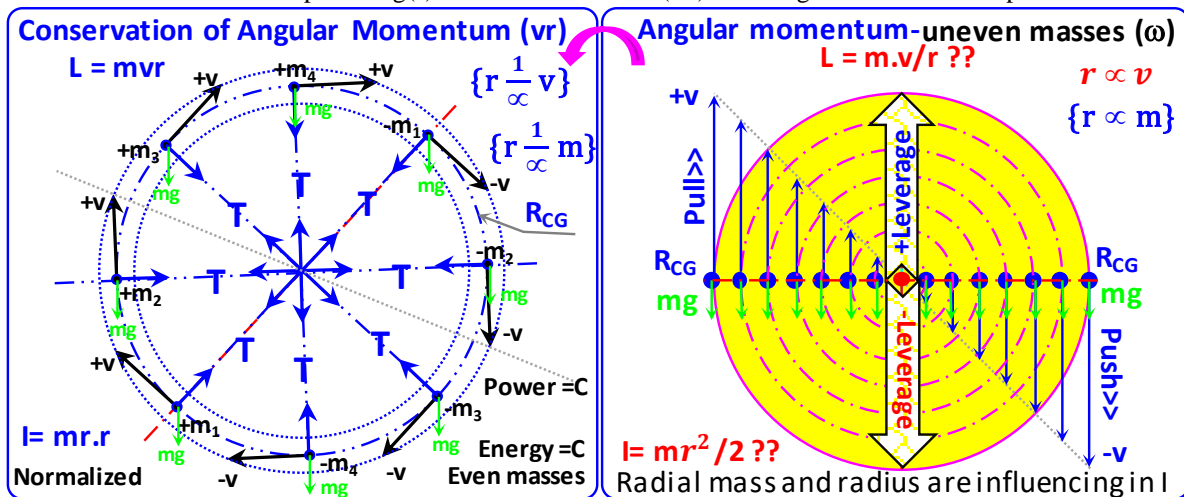
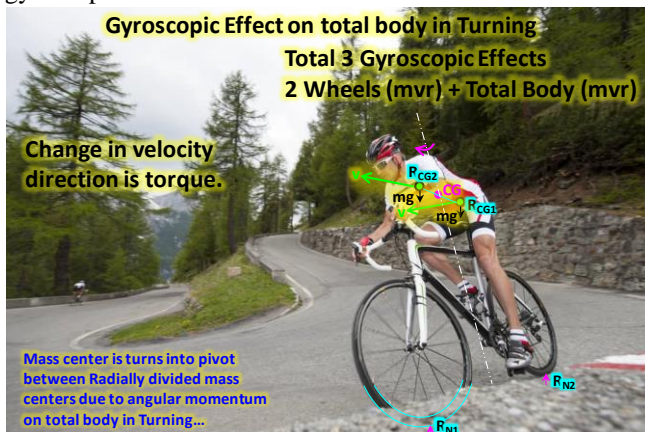


Fig 2.8.4m: $v/r = \omega$ is not having link with conservation of angular momentum; mv , mvr on system is right. Energy and Power are constant forever; Therefore, conservation of angular momentum is meeting the requirements of universal transformation system. ω is depending on variable Energy with Power. Axis of CG is turns into pivot and leverage function on radially divided mass centers with velocity couple is reason for $I =$ mass moment of inertia. Without velocity, without mvr , the mass moment of inertia cannot exist in system...i.e., v^2/r is having link with r^2/v ; so that $I = mr^2$ is giving logical result/ value and align with rotating system when we use ω . 'a' and 'v' are opposite relations and ensuring orbital tug of war (as system $(+F \approx | \approx -F) + WD$.)

Data Analysis between Earth and Moon based on 'v', 'v/r' and 'vr' (Relation among τ , L & I)								
System	'v'		'v/r'			'vr'		
Description	Earth	Moon	Description	Earth	Moon	Description	Earth	Moon
Distance to Barycentre (r)	4.64E+06	3.80E+08				τ	9.79E+26	8.01E+28
Perimeter	2.92E+07	2.39E+09				$\tau.t_0 = mv.2\pi r$	2.23E+33	1.82E+35
velocity (v)	1.28E+01	1048	v/r	2.75965E-06	2.75965E-06	vr	5.94E+07	3.98E+11
acceleration (a)	3.53E-05	2.89E-03	a/r	7.62E-12	7.62E-12	ar	1.64E+02	1.10E+06
t0 (orbital time)	2.28E+06	2.28E+06	$\theta = \omega t$	6.28E+00	6.28E+00	vtr	1.35E+14	9.06E+17
mass (m)	5.97E+24	7.30E+22	m/r	1.29E+18	1.92E+14	mr	2.77E+31	2.77E+31
$a = (v_2 - v_1)/s = v$	1.28E+01	1048	m/rr	2.77E+11	5.06E+05	mrr	1.29E+38	1.05E+40
Force	2.11E+20	2.11E+20	$\tau = I\alpha$	9.79E+26	8.01E+28	$\tau = m.a.r$	9.79E+26	8.01E+28
mv (p)	7.65E+25	7.65E+25	m.v/r	1.65E+19	2.01E+17	mvr	3.55E+32	2.90E+34
KE	4.90E+26	4.01E+28	m/r ratio	6.70E+03		mr ratio	1.00E+00	
r^2/v	1.68E+12	1.38E+14	$mv/r / m/rr$	5.94E+07	3.98E+11	$mv.r/mr.r$	2.76E-06	2.76E-06
$a/ r^2/v$	2.10E-17	2.10E-17	$l = mrr$	1.29E+38	1.05E+40	$l = mrr$	1.29E+38	1.05E+40
$t = (\tau \Rightarrow L)$ for transformation	1.00E+00	1.00E+00	$l.v/r$	3.55E+32	2.90E+34	$m.vr = \tau.t$	3.55E+32	2.90E+34
			m.a/r	4.55E+13	5.56E+11	0.5m.a.r	4.90E+26	4.01E+28
						$\tau.t = m.a.r.t$	3.55E+32	2.90E+34

Table 2.8.4a: data analysis between Earth and moon based on 'v', 'v/r' and 'vr' relations; ($v/r \rightarrow mv/r = L$!) system related with v, v/r, vr are analysed for understanding the relations; remember vr is helping us to do analysis on gyroscopic effect as well than v/r; here also both the relations are compared and got clarification. L and I are giving logical results in both the cases... but v/r is not fit for analysis wherever Centripetal gravity force is dominating or external force is involved. Since the mv is transformed into mvr by centripetal force. centrifugal force is cause for mv as velocity on matters as a play control as a resultant centrifugal control against domination control for survival process as a system's normal controlled transformation proccess (resistacne to transformation). Resistance is declaring the time period of life of the system. Here, in v/r system for Angular Momentum (L): mv/r is taken as angular momentum and mvr in vr system; same way for I = Mass Moment of Inertia : m/rr is taken as

mass moment of inertia in v/r system and ' mrr ' in ' vr ' system for analysis purpose. The ratio between L/I is resulting ' vr ' in ' v/r ' system and ' v/r ' in ' vr ' system as reciprocal. Therefore, both are having reaction and can be used for analysis on rotating masses. v/r is not applicable where external force is involved. Velocity on radial masses as mvr is required/ important due to centripetal domination control as gravity force on each and every planet / star / sun or matters in the universe. That is, transformation from mv to mvr by centripetal control; or transformation from **static system** of $\{+F \rightleftharpoons | \rightleftharpoons -F\}$ (tug of war) \Rightarrow ' **mvr** ' (**mv with centripetal control**)' as dynamic system through ' τ ' as transformation from static system into Dynamic System (mvr) as (mv with centripetal control). Remember: Leverage mass = mr ; $I = mrr$; $L = mvr$ are coming under ' vr ' system not in ' v/r ' system !... (and Leverage mass = m/r ; $I = m/r^2$; $L = mv/r$ are coming under v/r system); velocity and acceleration are opposite to one another and are acting opposite to each other for declaring life time of the system through Resistance to Transformation as a fight as a orbital tug of war as a control between dominating mass / matters and non dominating mass/ matters (Domination control (acceleration) vs Play control (velocity)). **Gyroscopic effect as torque:** One self rotation of planet / star as 'torque.time' per orbit/ cycle completion from mvr ; mvr itself is having torque as gyro effect. $\tau.t_0 =$ Gyroscopic effect as 'torque.orbital time'. velocity couples on radially divided mass centers on rotating body is ensuring push and pull reaction as torque as energy and ensuring mvr as conservation of angular momentum. mvr (per second) is delivering a/v level of its magnitude as torque as gyroscopic effect as secondary angular momentum as one self rotation per orbit completion. Transformation from Torque into angular momentum = $L = mvr = \tau t$; $t = 1$ sec as live; $a = v_2 - v_1 / t = v$; $ma =$ tangent Force on radial mass center - Consider instant transformation from static to dynamic through τt , here $t = 1$ s as live transformation; mvr is achieved from torque with a second and the the applied torque is transformed into mvr as conservation of angular momentum and performing orbital / rotating tug of war process as dynamic system. ' $mvr.2\pi = \tau.t_0$ ' = ' $mv.circumference$ ' is gyroscopic effect.



Bicycle Turning: there are three gyroscopic effects are involved here; both the wheels + total body is resulting gyroscopic effect due to ' mvr ' (on wheels & on turning body). Total Body masses are radially divided due to ' mvr ' = ' $mv + F_{CP}$ '; turning is playing major role for generating gyroscopic effect on body due to tangent velocities on radially divided mass centres; actually, ' mvr ' is resulting centrifugal force whenever the control is established as wall and the velocity is more than minimum / optimal velocity. Axis of Centre of gravity is turns into pivot between radially divided mass centres for performing turning as torque as change in velocity direction. $mvr = mv + \tau_G$.

Fig 2.8.4n: bicycle turning and its gyroscopic effect on whole body (human + cycle body due to mvr)

* Centrifugal force or abnormal tension (dynamic) is coming in picture when there is a centripetal control or boundary/ wall control on system which is not allowing to increasing the average radius of rotating body & also mvr is increasing more than the minimum / normal / optimal level of velocity.

* In centrifugal force: ' v ' is increasing and its direction also changing without increasing radius. – Example: Globe of death. If we use v/r then $L = mv/r$. since, mr^2 is link with mvr . push and pull reaction is reason for F_{CF} .

* Actually $L = mvr$, $p = mv$ which are all not toward centripetal force direction are/ were caused by centrifugal force only. Velocities which are all not toward centripetal force direction is having link with centrifugal force; i.e., those were created/ caused by centrifugal force only. All the atoms are emitting its stored energy into divided radiation through power (with velocity) as a dividing process, i.e., divided particles are throwing away from source atom as radiation as a normal process. Divided particles are moving away from source is happened because of centrifugal force only. The same is generating centripetal gravity force when the emitted particles are having least mass value and moving with highest speed, the least level particles can penetrate and pass through on interfering masses for generating gravity force; if there is no interfering mass means no gravity force can be generated even though the source emits least level penetrating particles.

* If no centripetal control or boundary / fixed wall control on system means no ' mvr '; it is ' mv '. ' mv ' is having link with centrifugal force, velocities which are all not toward centripetal are generated by centrifugal forces by dividing process. ' $p = mv \rightarrow L = mvr$ ' when centripetal control is established; i.e., linear momentum was transformed into angular momentum when the matters emits least level penetrating particles for generating centripetal gravity force as control on out of control as a transformation process to effect resultant factors of work done. All resultant factors are coming under work done only. mvr is under centripetal control.

* Spinning Hollow ring (donut) can generate more ' mvr ' due its masses are away from CG and more leverage from one side mass to opposite side mass through CG; CG is acting as a pivot between the leverage masses.

More leverage is achieved on radial mass (mr) when radius is increased and resulting / increasing $I=mr^2$, Torque (τ), $L= mvr$. All are having relation, we have to interpret properly.

*'control' x 'out of control' are opposite relation and both are occupying both ends of 'start \rightleftharpoons end' of transformation process. 'Control' is coming under 'centripetal control' and 'out of control' is coming under 'centrifugal control' as a process to ensure transformation system's survival forever without fail condition. This is link with 'life time processes' as something is going to happen after a period of time like prediction condition based on current or previous conditions (life cycle condition/ system). Remember Gyroscopic secondary spin is like that only; i.e., Primary live spin is generating a secondary spin with **time duration (torque.time)** as a balance (from present to future states as resistance to transformation state) when external force or pivot is involved; i.e., dynamic balancing is link with life time through live time transformation process. When we talk about dynamic, ' $p=mv$ ' and ' $L=mvr$ ' are coming in picture from mass transformation process by forces and are caused by centrifugal force only and controlled by centripetal force. Both are depending each other and dominating one after another as a transformation process like start and end states as life time transformation state. All are relatives only for ensuring processing / transformation & resulting effects as work done for ever without fail.

* We cannot ignore anything for our convenience; as a system everything is accounted, managed, controlled through Force as $+F = -F$ in each particle. we are behaving like material/ matters properties... we are the system.

*Centripetal system: is ~supporting to adding process; Centrifugal system: is supporting for dividing process.

* ' $p=mv$ ' and ' $L=mvr$ ' are resultant form / dynamic form of centrifugal force from mass transformation.

* In Centripetal control of dominating mass, mvr is on non-dominating mass is playing.

* imagine a rotating body is under centripetal control, if we remove/ cut centripetal control on rotating body, then the body cannot be accelerated toward tangent direction with the equal magnitude of centripetal force. $v=c$; but it can remove gyroscopic effect only = turning effect.

* If we use Angular velocity as v/r (ω), then angular momentum will be (mv/r) ... is not so effective for analysis on gyroscopic effect. Use mv on radial direction as Angular Momentum (mvr) for analysis instead of ω .

* Centripetal and Centrifugal forces are having relation; in rotational movement, the radial mass velocity (mvr) is controlled by parallel centripetal forces (so that the masses are divided radially and turns axis of CG into pivot to perform the torque). Velocities which are all not toward center of gravity or not toward centripetal attraction are having link with centrifugal force only. mvr is resultant /dynamic form of centrifugal force under centripetal control. In universe starting time, only centrifugal force was available and made spreading of divided particles from the one mother atom. Centripetal forces were started to control centrifugal movements when the matters emit least level penetrating particles. The least level highest velocity particles are penetrating and passing through on interfering masses and generating gravity force. Actually, the system was in out of control due to centrifugal force (actually all the atoms are emitting divided energies as particles with velocity which are not toward center- this is caused by centrifugal force only; still the centrifugal force is available in all the atoms as emitting radiations as mv); and control was established by the system through centripetal force by emitting least level highest speed of penetrating particles. Therefore $mv.r$ (orbital, turning) is dynamic form (resultant factor) of centrifugal force only; also, particle emission, radiations, bursting/ explode, splashing are caused by centrifugal force only.

* Both centripetal and centrifugal forces are in tug of war status inside the system, in universe starting time the centrifugal force was in dominating state and no centripetal forces was available; at the same time in end state, only centripetal force as gravity force will be available; even ~no centrifugal force (mv) will be available in end state since all the matters are emitting least level penetrating particles. Actually, the system is in orbital tug of war status through dividing process for delivering work done (mass is supporting agent; mass is not part of work done.). System is designed such a way to ensure processing without start or stop at the same time ensuring delivery of resultant factors; the system (transformation system) can survive forever without fail; transformation is happening in live condition only through power; no way to go back to past; system is processing in live condition toward future only.

* Both centrifugal and centripetal control are resultant of mass transformation process (electromagnetic transformation system). Centrifugal force is coming in picture as mv , mvr , radiation, bursting, light ray as play control against domination control on system = against centripetal gravity control of domination. Both are in tug of war status in static like stiff body and dynamic like orbital (mvr)/ angular/ radial momentum.

* Total Torque generated by gyroscopic effect on orbital mass per orbit completion is almost equal to ' $(mvr).2\pi$ '; mv is linear momentum and $2\pi r$ is orbit circumference. Then torque generated per second is equal to ' mar ' due to pivot. This is how the relation between mvr and τ ; v/r is not having link with gyroscopic effect.

* As an uneven mass system/ play control system against mass domination, independent velocity is Directly Proportional to independent radius; $\omega=v/r$; and here also mass is inversely proportional to radius and velocity; then $mvr = C$ as conservation of angular momentum. $v/r = \omega$ is not having link with mass. As an averaged / normalized system, velocity is inversely proportional to radius when mass is constant. ' $r.v = '1/m'$ '; $mvr = \text{Constant}$ - is conservation of Angular Momentum.

* Leverage mass = $mr = \text{constant}$; Mass moment of Inertia (I) is directly proportional to v ; $I/v = \text{constant}$. $r^2/v = \text{a.constant}$; Therefore, $(a=v^2/r) = ((r^2/v).\text{Constant})$ due to velocity and radius are having relation.

* As a combined system = universal system/ even domination control system / even mass system, velocity is inversely proportional to radius when mass is Constant. $m=1/rv$; $mvr=c$ - is conservation of angular momentum.

* Gyroscopic effect is helping to align members radially with attraction bonding if we use fluid/ semisolid as a loop/ donut formation. Example: black donut formation; Imagine the whole sun as fluid form / liquid/ semi solid form, then the sun can turn into donut shape like black hole, since CG is located at fluid center for wormhole.

* Combined electro-mechanical principles can help us to eliminate controversies / paradox in Physics. All are having similar natural properties as natural phenomena; Differences are based on magnitude and formation. We can bring everything under 'The One'; Interpretation is very important for clear decision with 100% truth.

* The Mother Atom (The One*) is like a machine (Physics), having no Mental Power. Human is having the power to realize everything, so that, the transformation system has to ensure the creation of human being (eco system) as a work done as an ultimate effect to realize everything* under Condition – Cause – Effect process.

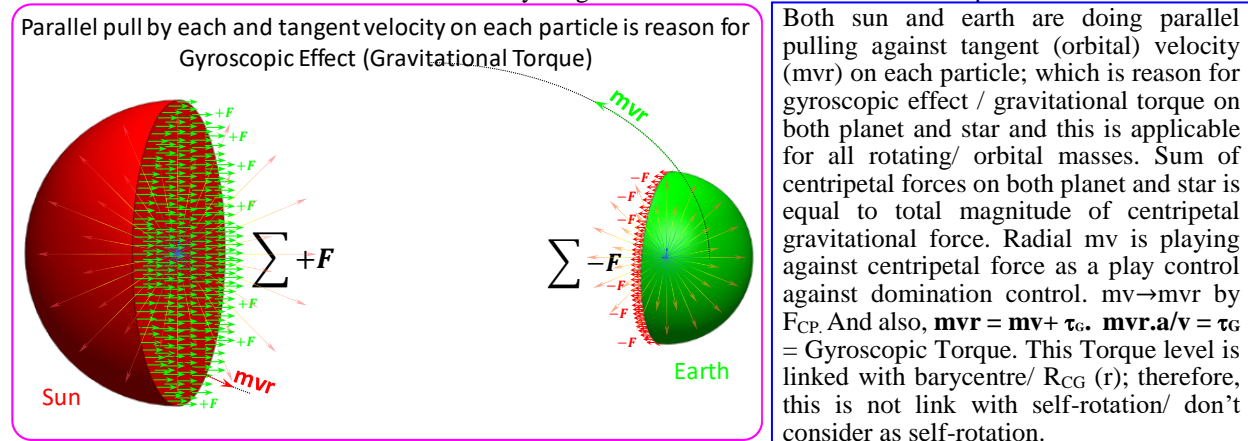


Fig 2.8.4o: Parallel pull and tangent velocity on each particle is generating Gravitational Torque = Gyro effect
Change in velocity as radial acceleration & deceleration are due to/ reason for elliptical orbit... $\frac{1}{2}$ cycle of orbit is driven by Pull and opposite $\frac{1}{2}$ cycle of orbit is driven by push as an additional gyroscopic effect as change in velocity direction on orbit from one side to opposite side as an unbalanced condition / elliptical orbit and balanced by shifting/ twisting orbits into certain degree as gyroscopic effect as dynamic balance as gravitational torque on orbit. This is normal process and caused by pull and push reactions on orbital masses. Finally, all are having fight between acceleration (centripetal) and velocity (dynamic Centrifugal) as a system for survival through resistance to transformation process under dividing process.

Gyroscopic effect in mvr is key for survival of system as a dynamic balance between **momentum** and **centripetal force** as a play control against domination control as a survival system.

Torque = Gyroscopic Torque (τ_G) = Gravitational Torque: in Rotational / Circular motion Change in velocity direction without change in velocity like as One self-rotation per cycle/ orbit as 'torque.time = τ_0 ' as ' $mvr.2\pi$ ' due to parallel centripetal pull/ centripetal control and tangent velocities on radially divided mass centers. example: circular orbit, earth, moon (can see the same view of moon from around the earth and sun if the satellite has not self-rotation). This gyroscopic torque is available in all rotating masses / bodies in normal for turning the mass to align with the circular pathway as mvr due to change in velocity direction on radially divided mass centers; i.e., $mvr = mv + \tau_G = mv + F_{CP}$. Gyroscopic effect as Torque.time per cycle or per orbit = τ_0 .

Torque (τ) due to acceleration or deceleration: torque due to change in angular velocity per change in time as angular acceleration /deceleration on rotating / orbiting masses. Example: Fly wheel. The applied torque is effected with proportional increase in centripetal or centrifugal forces. Remember all rotating bodies are having gyroscopic effect as normal physical phenomena since mvr itself is having $mv + \tau_G$ due to centripetal / centrifugal control on system. therefore, change in velocity, change in velocity directions are gyroscopic torque only with centripetal or centrifugal control. Elliptical orbits are having combination of both. Earth's Moon is not having self-rotation...it is gravitational torque as gyroscopic effect link with barycenter between earth and moon.

Gyroscopic torque is link with past- present -future state conditions / effects like life of the system as $mv(s)$ on radially divided mass centers against domination of centripetal control due to conservation of angular momentum until external force is involved. $L = mvr$ is having a/v level of its magnitude as torque as a gyroscopic effect as a survival life system (resistance to transformation system) for ensuring future state from current state / past state. If we look everything ...All physical phenomena are depending on fight between acceleration (centripetal) and velocity (controlled dynamic centrifugal as mvr). both are opposite relatives under resistance to transformation state in energy with power dividing process. Transformation is happening through Force-Power relation only.

Elliptical Orbit: two gyroscopic effects are involved in elliptical orbit apart from self-rotation/ due to 'change in velocity and change in velocity direction': one is on planet as torque for facing same view of planet to around the sun as orbital push and pull reaction on planet in live for life (difference in angel between mv (tangent velocity) and ma (centripetal control) on radially divided mass centers); and another one is on orbit due to 1/2 of the orbit cycle is having pull effect (Angle between ma and mv is between > 90° to 180°) and opposite 1/2 of the orbit cycle is having Push effect (Angle between ma and mv is between 0° to < 90°) due to change in velocity, this is turning the orbit with torque as gravitational torque as a gyroscopic effect as a dynamic balance (torque on orbit as The perihelion precession of planet as multiple continuous elliptical orbits in circle form centered with sun like flower) on orbit... this is countermeasure for elliptical orbit as a dynamic balance ~ equivalent to circular orbit like normalization process like balance for ensuring life of the transformation system.

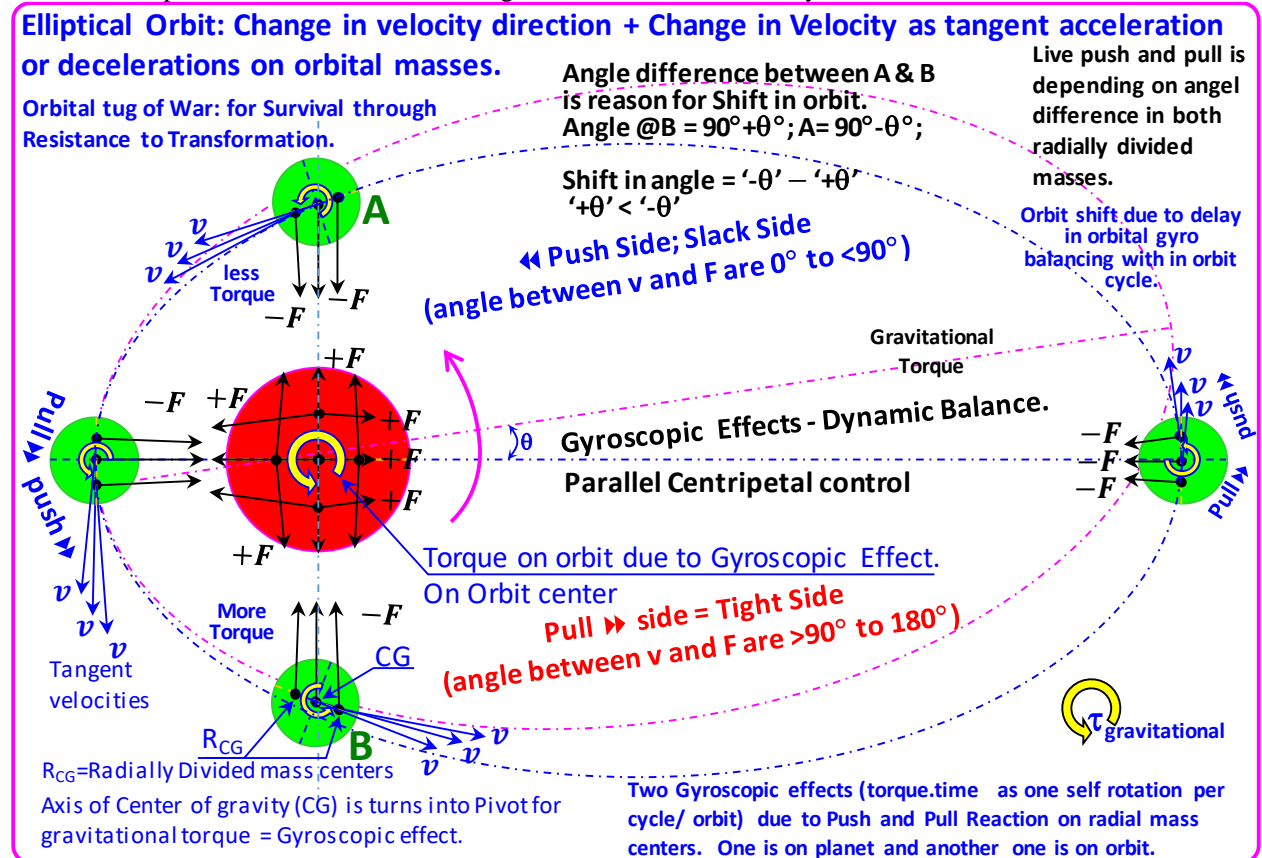
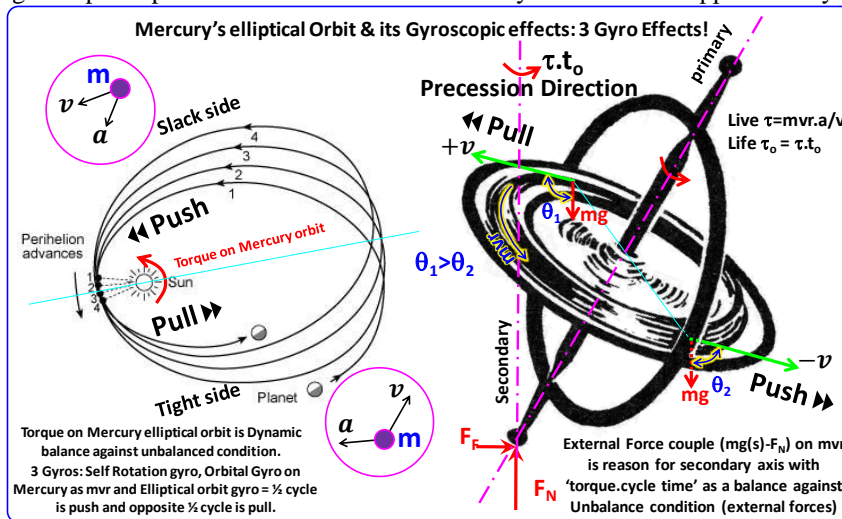


Fig 2.8.4p: Elliptical orbit shift due to orbit's 1/2 cycle is Pull and opposite 1/2 cycle is Push Reactions- Dynamic



Balancing process due to external force on mv (dynamic system: orbital tug of war between ma and mv) is as precession as gyroscopic effect as live gravitational torque for life cycle (circle) through secondary axis. Force couple can change its orientation through resistance to transformation process as torque for life cycle. In elliptical orbit, half of the orbit is having push effect and opposite half of the orbit is having pull effect as slightly unbalanced condition due to elliptical...balanced through continuous shift in each orbit to reach its final circle shape (future state) with continuous elliptical orbits with shift as dynamic balance.

Fig 2.8.4q: Elliptical orbit shift due to orbit's 1/2 cycle is Pull and opposite 1/2 cycle is Push Reactions- Dynamic

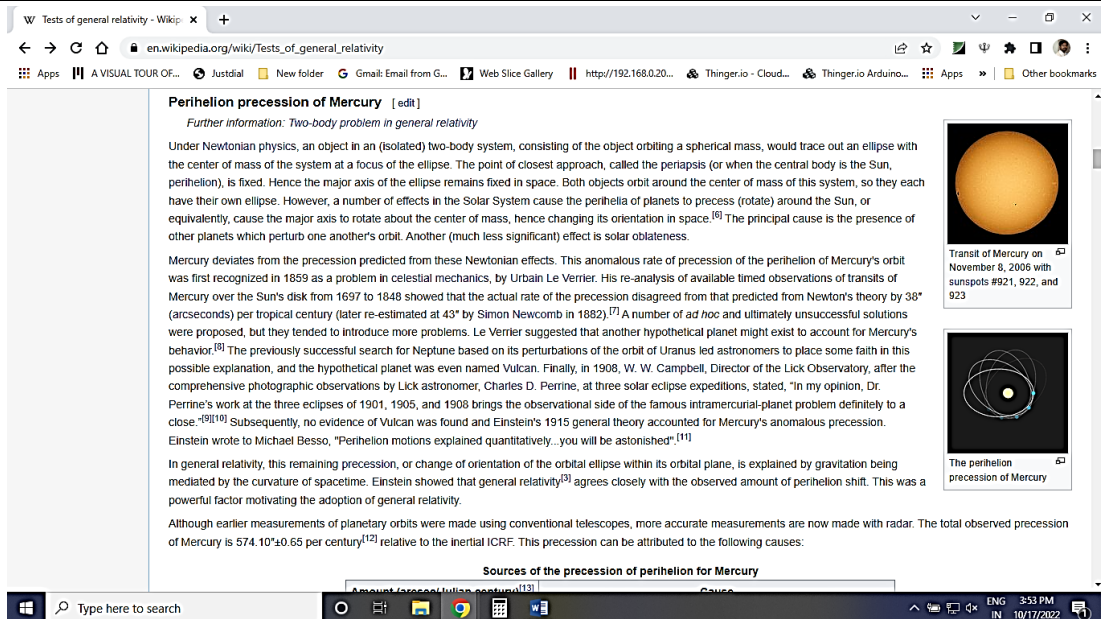
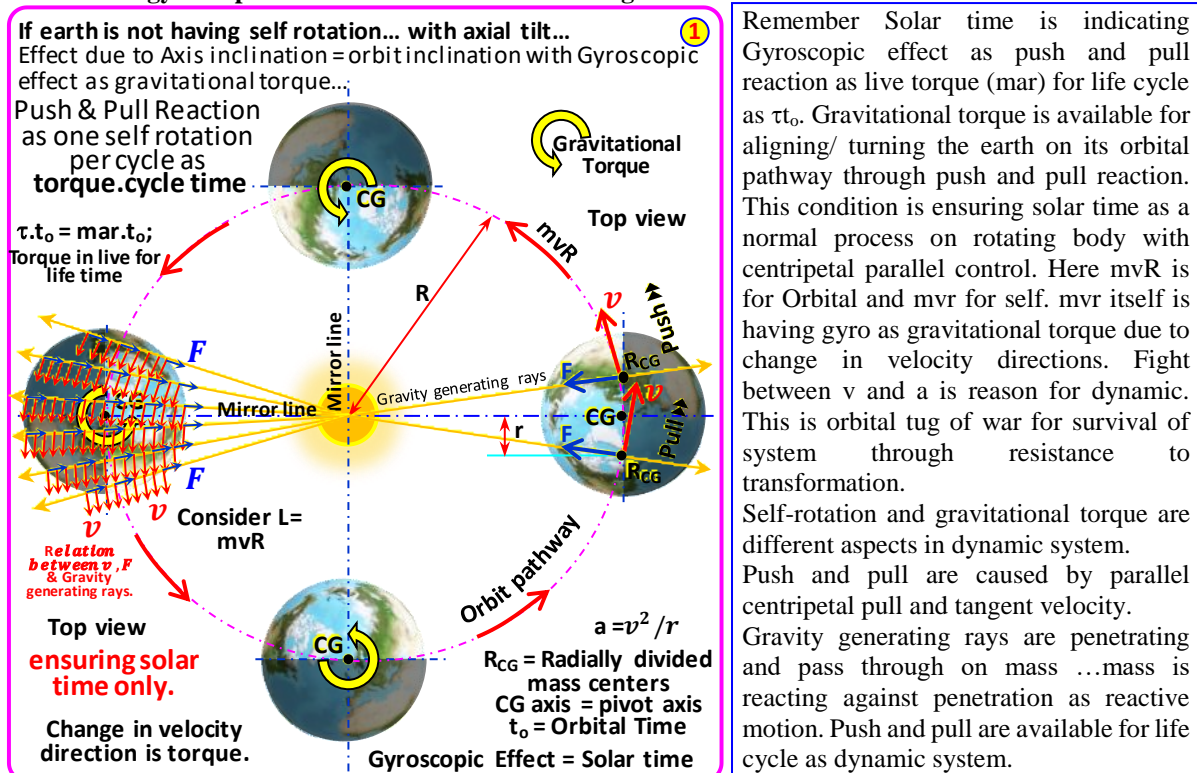


Fig 2.8.4q1: Precession of Mercury from Wikipedia: this is cause behind orbital unbalanced condition; external force couple can change its orientation due to orbit acceleration / deceleration (elliptical orbit). exactly circle shape of orbit without eccentricity is perfectly balanced orbit; only gravitational torque on planet can face same view of planet toward center / centripetal force direction as gyroscopic effect (orbital masses) as turning process ...to align with orbit direction; this is normal natural phenomena in all orbiting bodies under F_{CP} domination. The universal system has fight between acceleration (a) and velocity (v) as dynamic. Mercury has self-rotation and orbital gyro is merged with self-rotation and adding one self-rotation per orbit as $\tau.t_0$; ref 2.8.4G.

Earth and its gyroscopic effect: If the earth is not having self-rotation!



Remember Solar time is indicating Gyroscopic effect as push and pull reaction as live torque (mar) for life cycle as $\tau.t_0$. Gravitational torque is available for aligning/ turning the earth on its orbital pathway through push and pull reaction. This condition is ensuring solar time as a normal process on rotating body with centripetal parallel control. Here $m.v.R$ is for Orbital and $m.v.r$ for self. $m.v.r$ itself is having gyro as gravitational torque due to change in velocity directions. Fight between v and a is reason for dynamic. This is orbital tug of war for survival of system through resistance to transformation. Self-rotation and gravitational torque are different aspects in dynamic system. Push and pull are caused by parallel centripetal pull and tangent velocity. Gravity generating rays are penetrating and pass through on mass ...mass is reacting against penetration as reactive motion. Push and pull are available for life cycle as dynamic system.

Fig 2.8.4r: Perspective of Dynamic balance if earth is not having self-rotation. Gyroscopic torque is because of change in velocity direction on radially divided mass centers due to parallel pull by centripetal control on earth. This is because of least level high speed penetrating rays from sun. Orbital gyro effect is stronger and able to see same view of planet around the sun if earth is not having self-rotation with or without inclination of axis. Our moon light is not having self-rotation...it is gyroscopic effect as live torque for lifecycle. The above is purely 100% orbital gyro effect as one self-rotation per orbit cycle as live torque for life cycle.

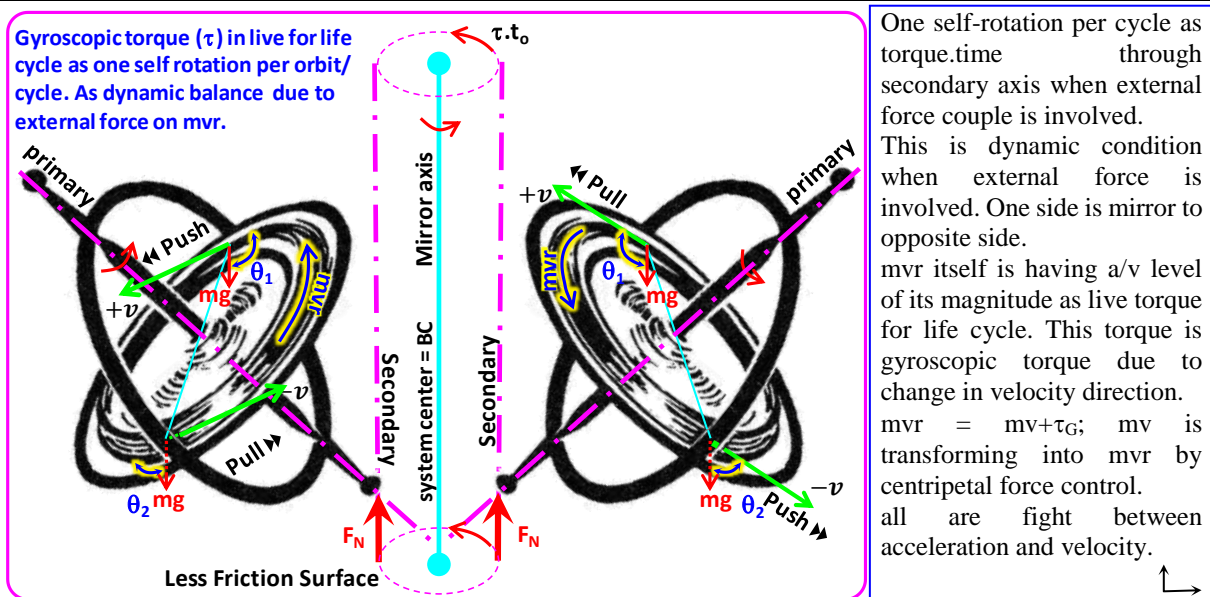


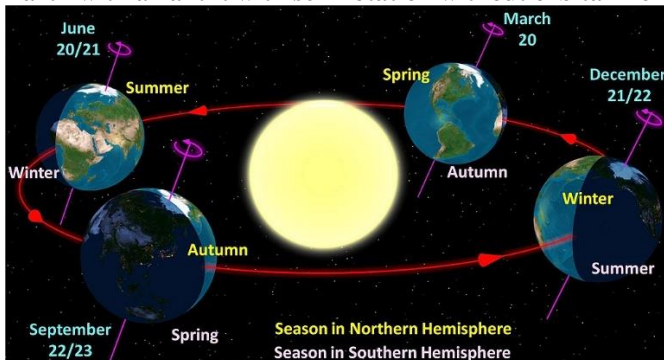
Fig2.8.4s: one self-rotation per cycle as 'torque.cycle time' due to external force (Force Couple can change):

Sun and Earth data analysis			Earth data based on R _{CG} (r=radius from CG to R _{CG} = 4R/3π)			
Description	Sun	Earth	Description	Orbital Gyro through R _{CG}	Self-Rotation through R _{CG}	unit
mass	1.99E+30	5.97E+24	mass	5.97E+24	5.97E+24	kg
R _o orbit (to BC)	4.49E+05	1.50E+11	R _o , r = 4R/3π	1.50E+11*	2.71E+06✓	m
v	8.95E-02	2.98E+04	v', v @R _{CG}	2.98E+04	1.97E+02	m/s
R	6.96E+08	6.38E+06	v @ equatorial		0.4651E+03	m/s
mr	8.93E+35	8.93E+35	mr	8.93E+35	1.62E+31	kg-m
a _o	1.78E-08	5.94E-03	a', a @R _{CG}	5.94E-03	1.44E-02	m/s ²
a/v	1.99E-07	1.99E-07	(ω = v/r)	1.99E-07	7.29E-05	rad/s
mvr (orbital)	7.99E+34	2.66E+40	mv'r'; mvr	2.66E+40	3.19E+33	kg.m.m/s
τ (orbital)	1.59E+28	5.30E+33 *	τ = mar on R _{CG}	9.60E+28	2.33E+29	Nm
Orbit perimeter	2.82E+06	9.40E+11	perimeter of R _o , r	9.40E+11	1.70E+07	m
t _o	3.15E+07	3.15E+07	t _o ; t per rotation	3.15E+07	8.62E+04	s
			τ.t _o / per cycle	3.0E+36	20.0E+33	Nm.s
			τ.t _o (per orbit cycle)	3.0E+36	7.34E+36	Nm.s

Table 2.8.4b: mvr itself is having torque due to change in velocity direction. $\tau = ma.r$; not R_o ; Self-rotation torque is more than the orbital torque* use 'r' for orbital gyro torque not R_o ; this is dynamic balance; the gravity generating rays are penetrating and generate relative motion as gravity and creating radially divided mass centers for Gyro w.r.t 'r' (@R_{CG}). i.e., $mvr = mv + \tau_G = mv + F_{CP} = F_{CF}$.

Live torque as gravitational torque = Gyroscopic effect due to change in velocity direction is available for life cycle of the system due to orbital tug of war between acceleration and velocity. $\tau_o = mvr.2\pi$; $mvr = mv + \tau_G$;

Earth with axial tilt with self-rotation without orbital inclination like as in existing design:



Solar time is ensuring that the gyroscopic effect is involved and affected the self-rotation of earth as gravitational torque is merged with self-rotation and increasing one self-rotation per cycle / per orbit completion. This is not possible in non-inclined orbit without changing its orientation. Gravitational torque is merged with self-rotation without changing its orientation means earth is having wobbling while turning on orbit; it should have inclined orbit due to 3 gyro effects. Proof: solar time; self-rotation merged with orbital gyro (added); we need to add wobbling on earth orbit.

Fig 2.8.4t: Wikipedia: current dynamic design of earth and Sun: self-rotation with axial tilt without orbital inclination with solar time= gravitational torque is merged with self-rotation and affecting self-rotation of earth.

Self-rotation can resist changing its orientation when external force is involved...also force couple is required for changing its orientation through resistance to transformation process as torque.time as precession. Remember earth is having solar time as orbital Gyroscopic effect due to push and pull reactions as one self-rotation per orbit as torque.time as aligning to orbit process. Self-rotation is not ready to change its orientation then how the gravitational torque is effected along with affecting self-rotation and delivering solar time??. Another one important observation is no orbit inclination is considered since it is taken as reference...remember there will be change in pathway wherever the fight between m_a and m_v in angular movement. The angle between orbital velocity direction on R_{CG} and self-rotation velocity direction at R_{CG} are / can change the orbit direction. R_{CG} is important for both self-rotation and orbital gyroscopic effect; since, the mass is radially divided as radial mass centres depending on velocity directions due to mvr (m with centripetal control) and turns CG axis as pivot for turning and self-rotation. Actually gravitational torque is doing its duty as orbital torque.time as one self-rotation per orbit cycle and resulting solar time with affecting self-rotation without changing its orientation means there should have change in orbital pathway inclination also as countermeasure on unbalanced condition as dynamic balance. $r =$ distance between CG to R_{CG} is taken as $3R/4\pi$; earth orbit inclined to invariable plane can be considered and earth orbit inclination.

Earth with axial tilt with self-rotation with orbital inclination with orbital wobbling as actual conditions (CC): Dynamic Balance between Earth and Sun due to Orbital Tug of War! With 3 gyro effect as Gravitational Torques (τ_G) = self-rotation gyro + orbital rotation gyro + orbital shift gyro due eccentricity.

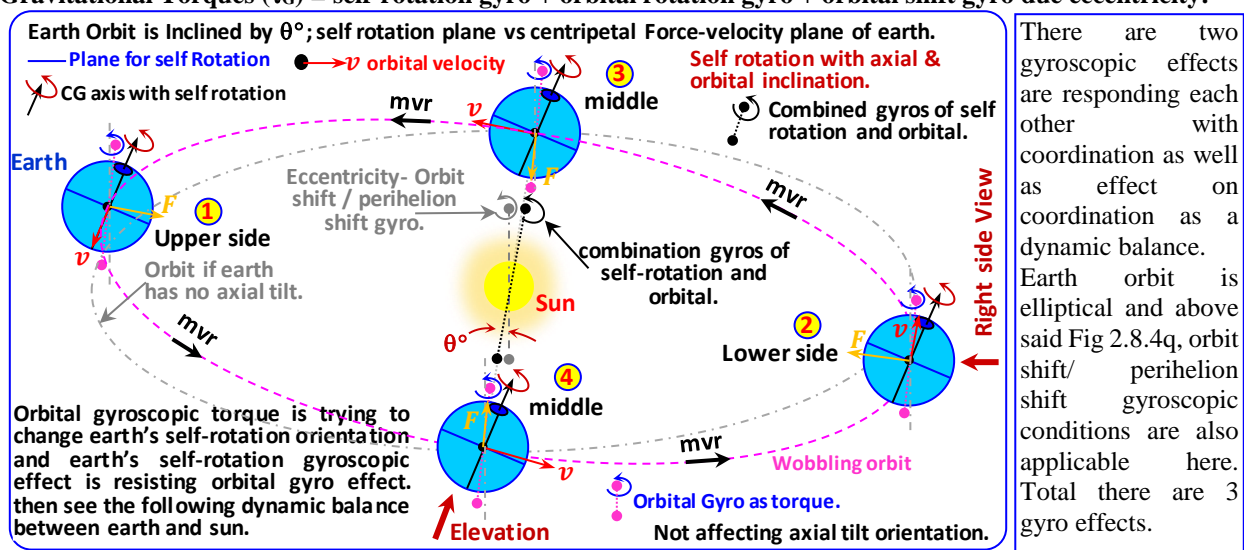


Fig 2.8.4u: Earth and Sun dynamic system analysis based on Cause and Conditions with Gyroscope.

Orbital gyroscopic torque is trying to change earth's self-rotation orientation and earth's self-rotation gyroscopic effect is resisting orbital gyro effect. Then see the following dynamic balance between earth and sun. This is analysis on cause and conditions to understand the mechanism of seasons on earth. Forces toward sun from divided mass centres on earth are ~parallel to each other in orbital plane ...slight angle variation between radially divided mass centres = R_{GC} is applying orbital gyroscopic torque on earth for turning and self-rotation gyro is resisting for changing its orientation and making a wobbling orbiting process per orbit cycle like orbit inclination. Remember: Force couple (not force) on planet only can change self-rotation orientation. Centripetal forces on earth is making changes in velocity direction of radially divided mass centres for turning. Self-rotation gyro torque level is more than the orbital gyro torque level. combination torque of self-rotation and orbital are making changes in orbital pathway with torque wobbling without changing self-rotation orientation like as orbit inclination. No self-rotation means no orbit inclination by combination effect; and also, if both the planes (self-rotation plane and orbital plane) are parallel means no orbit inclination by combination effect of self-rotation gyro and orbital gyro.

Orbit shift gyro / perihelion shift gyro is happening due to orbit eccentricity; gravitational torque as gyroscopic effect as push and pull on orbit due to orbit eccentricity as $1/2$ of the orbit has push effect and opposite $1/2$ of the orbit has pull effect. Gravitational Forces on radially divided R_{CG} of earth are parallel and are not affecting self-rotation orientation...instead generating orbital wobbling as torque as orbit inclination. Orbital gyro torque is balanced through orbit inclination as wobbling orbital turning process without changing self-rotation orientation. Remember: orbital gyro torque must be used without balance within orbit cycle for orbiting...otherwise planet will escape or fell down on sun. Gyroscopic precession on earth defined in existing science (Axial precession (https://en.wikipedia.org/wiki/Axial_precession)) is not primary precession; primary precession is already in place and ensuring solar time (balanced with in the orbit cycle). Since orbital gyro is used for orbital and adding one self-rotation per orbit cycle as live gyroscopic torque for life cycle on earth and ensuring solar time. Gyroscopic

precession is in balanced condition only in each cycle. 3 gyros of Self-rotation gyro, Orbital gyro, and Orbit shift gyro or perihelion shift gyro are aligned in same counter clockwise direction as a dynamic balance as a counter due to imbalance of domination (mass value). Axial precession mentioned in existing science is reactive precession effect (in clockwise direction as secondary effect) of 3 gyros effect in counter clockwise direction. Another one important point: self-rotation gyro (velocity couples on radially divided mass centres) and orbital gyro (change in velocity direction on radially divided mass centres) are alighting with coordination (velocity directions) for orbiting performance.

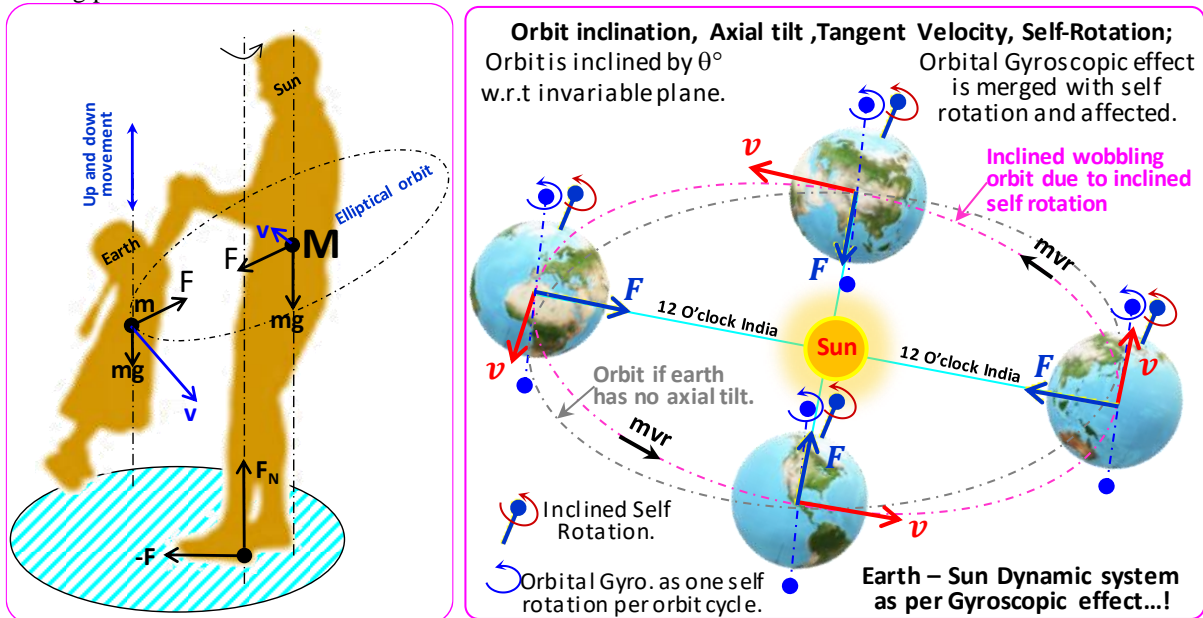


Fig 2.8.4v: Earth and Sun dynamics: synchronization of two gyroscopic effects and its transformation. Self-rotation torque (gyro precession) is more than the orbital torque (gyro precession). Self-rotation and orbital gyro are merged and resulting solar time with orbital wobbling as inclined orbit pathway (one rotational wobbling as precession per orbit cycle without changing its self-rotation orientation) depending on torque level of both self-rotation and orbital. Proof: solar time; Gyroscope.

Mercury, Venus, Mars, Jupiter, Saturn, Uranus Neptune and Pluto are also having the same like Earth-Sun dynamic system as explained below. Venus, Uranus and Pluto's self-rotation are opposite to earth...therefore orbital gyro effect can reduce one self-rotation per orbit cycle as torque.time from normal self-rotation...then here also solar time is possible. These decisions are taken based on data analysis in table as below- taken from hyperphysics.phy & gyroscopic properties. On earth, Orbital gyro is advancing / accelerating each normal self-rotation and if we cut centripetal gravitational force from sun, then it will remove one self rotation of earth per year time duration and a day time duration/ self-rotation time will be increased due to reduction in orbital gyro of one self-rotation per orbit cycle as precession per orbit cycle. Orbital gyro is strong and try to dominating against earth's self-rotation gyro. The angle between the plane of orbit to plane of self-rotation is θ° . Inclined Self-rotation and orbit inclination are having direct relation as synchronizing process when the system is under orbital tug of war condition. Self-rotation is having self-rotation gyro as velocity couples (mvr) on radially divided mass centres; orbital $mvr = mv + F_{CP}$ is having orbital Gyro for turning the planet to align with the orbit as one self-rotation per orbit cycle as torque.cycle time as gravitational torque = Gyroscopic effect. Moon orbits also affected by the earth movements due to inclined self-rotation of earth and orbital velocity directions.

Two gyros (self-rotation mvr & orbital mvr) are synchronizing and managed through orbit inclination as wobbling. Self-rotation gyro is resisting orbital gyro and is reason for orbit inclination as orbit wobbling.

Earth (Counter clockwise) (-)	data	unit	Sidereal time will be
solar days per orbit cycle (a)	~365.25	days	24hrs if we cut
orbital cycle time (ab)	8766	hrs (Solar time) (with gyro)	centripetal force / orbital
self-rotation period (b)	24	hrs (solar with Gyro)	gyro (orbital turning
Gyroscopic effect per orbit cycle (c)	1	self-rotation as torque.cycle time	process) on earth.
total self-rotations (a-c) (without orbital gyro)	364.25	total self-rotations (normal)	Normal self-rotations +/-
Sidereal rotation per day (d)	0.99726968	d (with Gyro) (existing physics)	orbital gyro effect = total
solar self-rotation time per day (e) (average)	1	d (with Gyro) (solar day)	self-orations per orbit
sidereal days per orbit (a/d)	366.25	days (as per existing physics)	cycle as solar time.

Table 2.8.4c Normal Self-rotations + One Self-rotation by Orbital Gyro = solar orbital cycle time.

Note: one day time of earth or per self-rotation time (with respect to distance star) will be 24.00 hrs if we cut the centripetal gravitational force on earth from sun. actually, orbital gyro on earth is advances/ accelerating each self-rotation for ensuring solar time. We need to consider solar time for calculations since orbital gyro is ensuring solar time by adding orbital gyro torque on self-rotation of earth.

Number of Solar days/orbit cycle = 365.25 days: normal self-rotations+ self-rotation by orbital gyroscopic effect.
One day time duration = 24 hrs. (average)

Orbital gyro's number of self-rotations per orbit cycle as precession = 1 day = one self-rotation per orbit cycle.

Number of Normal self-rotations per orbit cycle is = 364.25 days = 365.25 - 1 (without orbital gyro or without centripetal pull by sun. (Per day time duration is 24hrs (avg) only. (Earth's self-rotation time will be 24 Hrs only if we cut gravitational torque on earth)

Total / resultant / combination effect of orbital gyroscopic effect as precession + normal self-rotations per year or per orbit cycle = 364.25+1= 365.25 days. (Normal self-rotations + Self-rotation by orbital gyro).

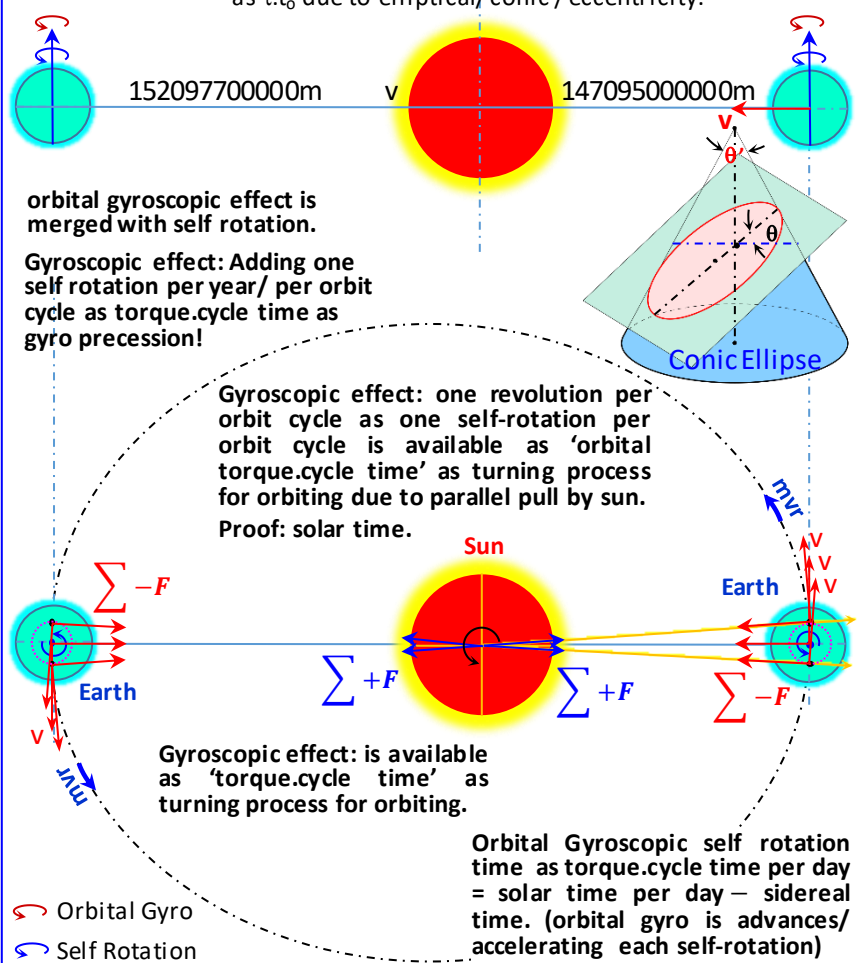
Sidereal time per orbit cycle in days (with gyro) + 1 day from orbital gyro per orbit cycle = total orbital cycle time in number of self-rotations per orbit cycle (with gyro). Actually orbital gyro is accelerating each self-rotations as solar time as orbital gyroscopic effect as gravitational torque as turning process as change in velocity direction on radially divided mass centres.

Number of sidereal days per orbital period = 1 + number of solar days per orbital period. This is taken based on fixed star calculation, (https://en.wikipedia.org/wiki/Sidereal_time). 365.25/0.99726 = 366.25 days is taken as sidereal time per orbit cycle. Accounting solar time is right method. Since in existing solar time, they have not considered as gyroscopic effect as gravitational torque in account for calculating solar time.

Sidereal time what we taken in existing science as 23.9350 hrs is also consisting orbital gyro's acceleration; therefore, Solar time is primary one for calculations as per Gyroscopic effect.

If Earth has no axial tilt; with Tangent Velocity, Self-Rotation & Orbital Gyro. Here No orbit inclination!

Orbit rotation/shift as perihelion shift gyro as $\tau \cdot t_0$ due to elliptical/conic /eccentricity.



If earth is not having axial inclination: here orbit inclination is not possible; both self-rotation plane and orbital plane are parallel.

Three gyroscopic effects are involved here; one is self-rotation gyro as velocity couples on radially divided mass centres with respect to rotational CG axis under self-gravitational control; second one is orbital gyro as push and pull reaction on radially divided mass centres due to parallel centripetal pull by sun. third one is due to eccentricity / elliptical orbit as 1/2 of the orbit is driven by pull effect and opposite 1/2 of orbit is driven by push effects.

Axial tilt / self-rotation inclination is generating orbital wobbling depending on torque level of both self-rotational and orbital gyros without changing self-rotation orientation.

Solar time (gyroscopic turning) is indication of gravitational torque on orbiting masses.

Gyroscopic precession as torque.cycle time is gravitational torque.cycle time.

Fig 2.8.4w if Earth has no axial inclination; orbital gyroscopic effect is merged with self-rotation: Solar time.

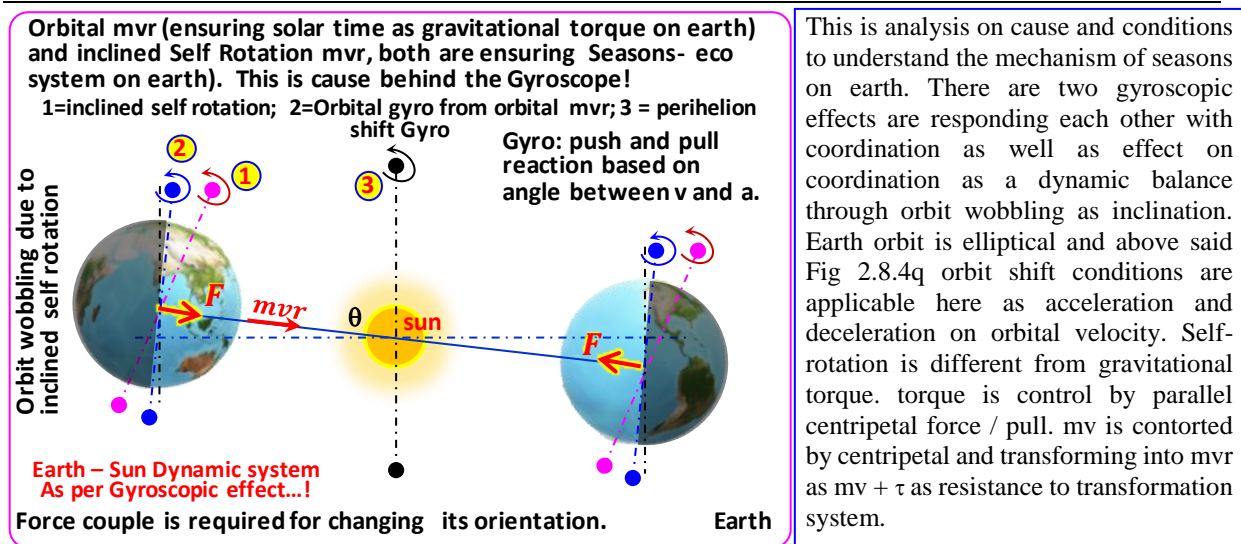


Fig 2.8.4x: Earth actual dynamic state: orbit inclined by θ° (invariable plane) due or self-rotation inclination.

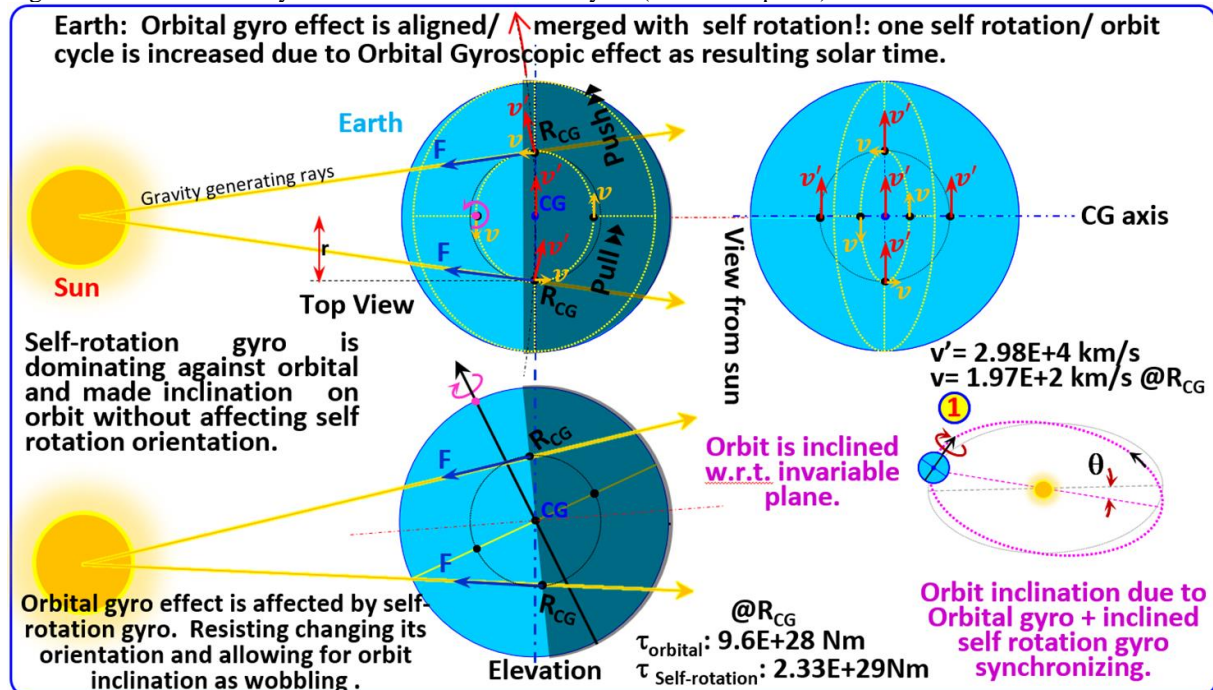


Fig 2.8.4y: Earth's actual dynamic state: synchronizing between orbital gyro Vs Self rotation gyro; axial inclination; orbit is inclined by θ° as orbit wobbling due to inclined self-rotation; orbital gyro is merged with self-rotation and self-rotating gyro is dominating against gradual change in orbital velocity direction (orbital gyro) through R_{CG} in live for life cycle and forms inclined orbit with θ° as wobbling orbit. orbital gyro is for turning the planet to align with orbit and making solar time as a natural phenomenon due to parallel pull of centripetal force by sun. Proof: Gyroscope; Solar time*, Seasons.

Self-rotation gyro is resisting orbital gyro's effect and allowing the effect to merge with self-rotation + orbiting with orbit inclination as wobbling due to inclined self-rotation. change in velocity direction is gyroscopic torque due to parallel pull by F_{CP}. Self-rotation is having velocity couple as mvr; $mvr = mv + \tau_G = mv + F_{CP}$ or F_{CF}. Number of Self Rotations/ years = 364.25 from normal self-rotations + 1 from Orbital Gyro as live torque for life cycle as gravitational torque as gyroscopic effect. Radius of Radial mass centers = r of R_{CG} = $4R/3\pi$; Gyroscopic effect on Orbital velocity is merged with self-rotation as Gravitational torque. It will remove Gyro effect (τ_0) on earth only if we cut centripetal force on earth from sun.

Orbital gyro is adding one self-rotation per orbit cycle as torque.cycle time (winding gyro) as orbital wobbling (such a way as adding one self-rotation per orbit cycle on normal self-rotation and resulting solar time) without affecting self-rotation orientation. orbital gyro is making wobble orbit to add one self-rotation per orbit as gravitational torque as orbital gyroscopic effect as torque.cycle time = τ_0 .

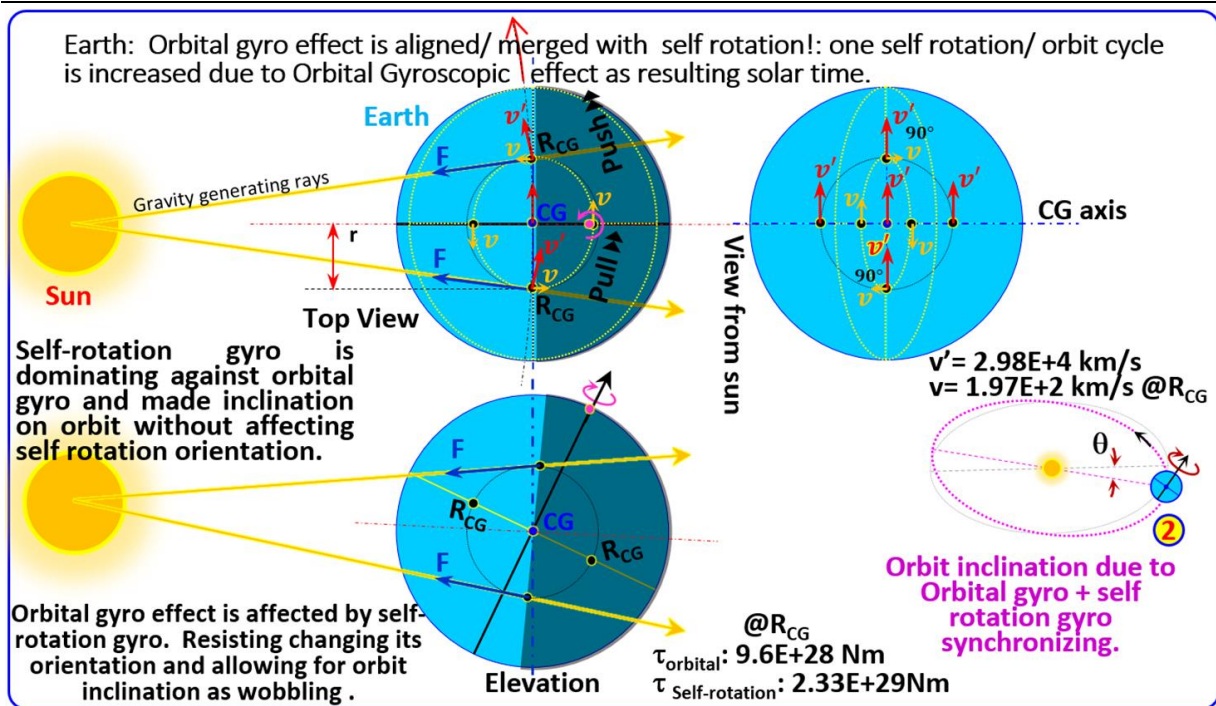


Fig 2.8.4z: Earth’s actual dynamic state: Orbit Lower Side Position; orbital gyro is making a wobbling orbit as inclined orbit due to inclined self-rotation. Orbit is inclined by 1.57° from invariable plane can be considered for understanding since self-rotation torque is higher at R_{CG} than orbital gyro and resisting orbital gyro for changing its self-rotation orientation.

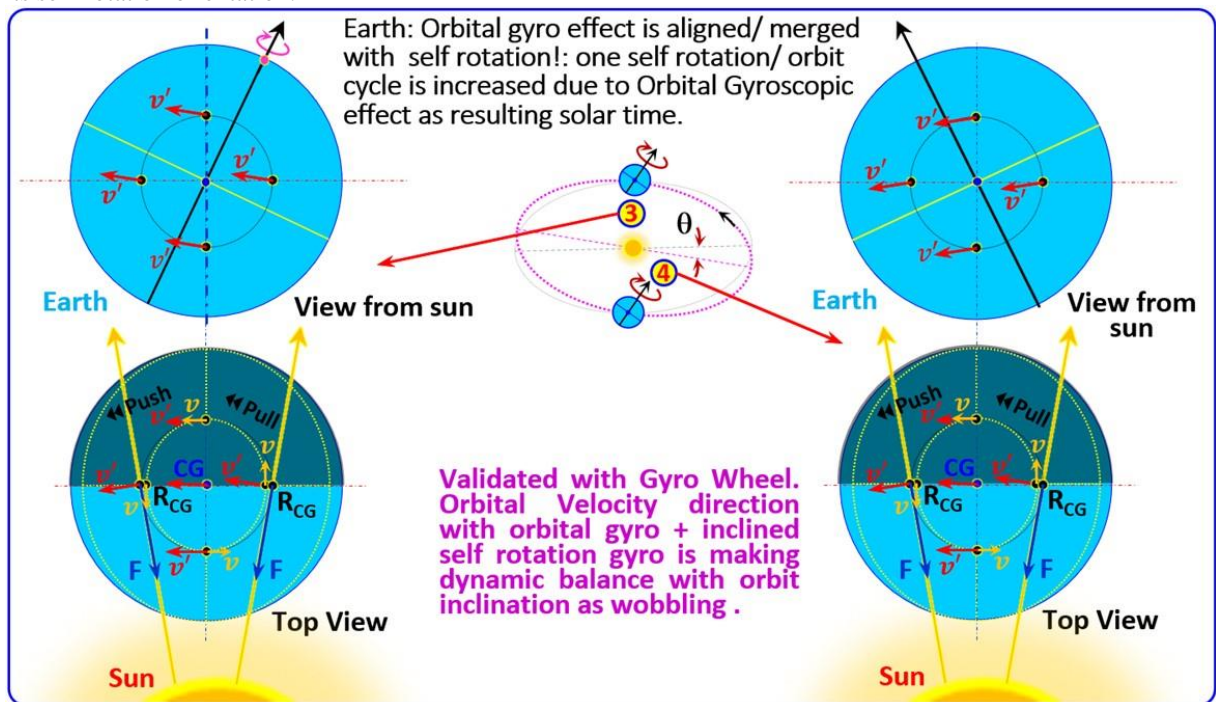


Fig 2.8.4A: Earth’s actual dynamic state: Orbit middle Side Positions (23rd September & March 21st); parallel centripetal pull by sun is making changes in orbital velocity direction and generating torque as gravitational torque for aligning with orbit pathway. **Orbital gyro is trying to dominate against** self-rotation and orbital mvr is handled/ played / managed by self-rotation and allowing orbital gyro to merge with self-rotation for performing turning / orbital gyro as turning as wobbling as orbiting process with synchronized dynamic process between earth and sun.

Radially divided mass centres (R_{CGs}) with respect to rotation axis through CG is very important for analysis and for getting actual results, is radially divided mass centres away from CG for on rotating bodies/ masses due to turning effect (velocity couple or change in velocity direction or multiple velocity directions on radially divided

mass centres with centripetal control). Distance from CG to R_{CG} is $r = 4R/3\pi$ of Radius of rotating body / planet/ star. Small directional change difference of orbital velocity is applying gravitational torque for aligning with orbit, which is not affecting the axial self-rotation orientation with respect to plane of orbit.

Orbital mvr is having 'mv + τ ' as linear momentum + gyroscopic torque (τ_G) in live for life cycle. Earth is having 364.25 days per orbit cycle time as normal self-rotation without centripetal force from sun. parallel Centripetal forces as controls on earth is adding torque as gyroscopic torque as orbital torque as one self-rotation per orbit cycle as 'torque.cycle time' (= $\tau_G.t_o$) as gyroscopic effect as Gravitational torque in live for Life cycle. Planet turning on orbital pathways is happening through gyroscopic effect due to parallel centripetal pull by sun. We will get 364.25 days as number of self-rotations per orbit cycle time if we remove centripetal force on earth. F_{CP} is adding torque on linear momentum for orbiting as gravitational torque as gyroscopic effect for life cycle. any orbital mass is having $mv + \tau$ as mvr due to parallel centripetal pull on masses with tangent velocity; in circular orbit, centripetal pull cannot decelerate the mass speed ...only add torque as gyro effect for Turing as normal. Remember solar time is achieved by Gyroscopic effect as adding one self-rotation per orbit cycle as torque for life cycle. And the gyroscopic effect as precession as live torque for life cycle / per orbit cycle must be/ shall be/ should be balanced/ used within one orbit cycle for orbiting otherwise the planet can escape from centripetal pull or fell down on star / planet by centripetal force. gyro effect of circular orbiting masses is using 100% of its magnitude within the orbit completion for turning process and no balance in existing gyro effect for next orbit; Only in elliptical orbit, the orbiting mass turning process (orbital Gyro effect) is 100% balanced with in the orbit cycle like circular orbit, but unbalanced condition of Push and pull reaction due to 1/2 of orbit is in pull state and opposite 1/2 of the orbit in push state are being balanced in upcoming orbits through orbit shifts.

Earth is having play control against domination control of sun. Very small degree change in v' per second in orbital pathway is generating torque on earth and trying to dominate against self-rotation torque...self-rotation is resisting and moving with wobbling as gyro turning process without affecting self-rotation orientation and self-rotation gyro is allowing orbital gyro performance of aligning with orbit pathway in inclined orbit pathway direction. Remember mvr itself is having torque in live... $mvr=mv+\tau_G$.




Fig 2.8.4C: Solar system planets self-rotation axis inclination in existing physics.

Planetary Data - taken from hyperphysics.phy-astr.gsu.edu/hbase/Solar/soldata.html & Nasa Data

Quantity	Mercury	Venus	Earth(E)	Mars	Jupiter	Saturn	Uranus	Neptune	Pluto
Mean distance from sun (10^6 km)	57.9	108.2	149.6	227.9	778.6	1,433.5	2,872.5	4,495.1	5,906.4
Period of revolution, years	0.241	0.615	1.00	1.88	11.86	29.42	83.75	163.72	247.93
Period of revolution, days	88	224.7	365.25	687	4331	10747	30589	59,800	90,560
Orbital speed, km/s	47.4	35.0	29.8	24.1	13.1	9.7	6.81	5.43	4.74
Inclination of axis to orbit	0.01	177.4(☹)	23.4(☺)	25.2	3.1	26.7	97.8	28.3	122.5
Inclination of orbit to earth's orbit	7	3.39	0	1.85	1.30	2.49	0.77	1.77	17.2
Self-rotation –Earth Hrs:min	59 days	243 day	24	24:37	9:55	10:40	16.8	16:11	
Eccentricity of orbit	0.206	0.0068	0.0167	0.0934	0.0485	0.0556	0.046	0.011	0.244
Equatorial diameter, km	4,879	12,104	12,756	6,792	142,984	120,536	51,118	49,528	2370
Mass(earth=1)	0.0553	0.816	1.000	0.108	318	95.1	14.5	17.1	0.00245
Density (water = 1)	5.427	5.243	5.514	3.933	1.326	0.687	1.271	1.638	2.095

Table 2.8.4c: data from hyperphysics / Nasa for analysis: Self rotation and Orbital inclination

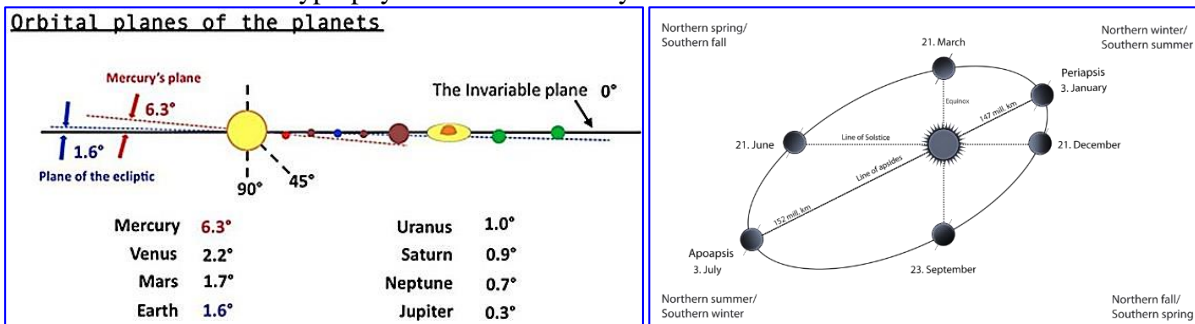


Fig 2.8.4D: The invariable plane & earth seasons in Existing Physics. this is synchronization of gyroscopic effects in self-rotation and orbital.

Data Taken from existing physics Wikipedia: Angle between self-rotation plane to orbital plane (inclined) is causing season on earth; Solar time (start and end time of each day and night is ~same (average) in each self-rotation while orbiting); orbital gyroscopic effect (planet turning process on its orbit) is merged with self-rotation due to resistance of self-rotation gyroscopic effect against orbital gyro; adding one gyro effect as one self-rotation per orbit cycle as torque.cycle time as precession on earth.

Planets Inclination axis (**Inclination of axis to orbit**) of Mercury, Venus, Mars, Earth, Jupiter, Saturn, Uranus, Pluto and Neptune are reason for seasons and self-rotation inclination is reason for orbital inclination as wobbling due to synchronizing process of self and orbital gyroscopic effect. Parallel Centripetal pull by sun on planets, Self-rotation (gyro), orbital velocity (gyro) & its direction, orbit inclination are having interrelations as dynamic synchronizing process in orbital tug of war. Self-rotation of planets (mvr) are having torque as Gyroscopic effect as normal physical phenomena due to change in velocity direction on radially divided mass centres. Orbital mvr is having gravitational torque to align / orbit the planets around the sun due to centripetal Domination control. Except Venus, Uranus and Pluto, all other planets in solar system are having similar to Earth physical properties for orbital and self-rotation with gyroscopic effect (axial tilt, orbital inclination as wobbling with gyroscopic effect since self-rotation can resist orbital gyro for changing self-rotation orientation while orbiting). Venus, Uranus and Pluto's self-rotation directions are opposite to earth as clockwise direction; can **decrease** one self-rotation per orbit completion due to gyroscopic effect and remaining are similar to earth only. Earth's moon is not having self-rotation and its gyroscopic effect is aligning the moon on orbit pathway as one self-rotation per orbit completion as torque.time as gravitational torque = gyroscopic effect. Orbit inclination is showing some variation on its orientation. It is not Tidal locking...it is gyroscopic effect as live torque for life cycle...radially divided mass (R_{CG}) centres from CG axis is reason for turning / orbiting. **Note:** Earth is having orbital gyroscopic effect for turning the planet to align with the orbital pathway as one self-rotation per orbit as 'torque.cycle time' as gravitational torque for life cycle. This is different from self-rotation. because the gyro effect will disappear if we cut centripetal control on earth and spin with normal self-rotation.

Orbital Gyroscopic effect on earth = One self-rotation Per year as torque.t_o = 1earth day per orbit cycle;

Normal Self-rotations/ year or per orbit completion without orbital gyro effect = 364.25 days only; (24hrs/ day);

Total self-rotations per orbit cycle of earth = 364.25 days in normal +1 day from Gyroscopic effect;

Actually, orbital gyro effect is adding one self-rotation per year on earth as a normal process as solar time due to parallel centripetal control; and we need to modify the data on orbit inclination and axial inclination based on Earth's data reviewed based on Gyroscopic effect and analysis done with cause and conditions.

Orbital gyroscopic torque = orbital acceleration(a) *orbital mass value (m) x radius of radial mass center (r) (r of R_{CG});

i.e., $\tau_G = mar$; $mvR = mv$

The screenshot shows a web browser window with multiple tabs open. The active tab is 'en.wikipedia.org/wiki/Orbital_inclination'. The page content includes a definition of orbital inclination, a diagram illustrating orbital parameters, and a table of contents. The diagram shows a celestial body, a reference plane, and an orbit, with labels for true anomaly, argument of periaapsis, longitude of ascending node, inclination, and ascending node. The table of contents lists sections on orbits, calculation, observations, and references.

Fig 2.8.4E: Wikipedia: Earth orbit plane is taken as reference with zero inclination:

In current science, Earth orbit inclination is taken as 0 = no inclination as reference for measuring other planet/ sun inclinations. Then orbital Gyroscopic Effect is questioning about no inclination of orbit. Remember solar time and Gyroscopic Effect... as gravitational torque as one self-rotation per orbit completion as 'torque.cycle time' as gyroscopic effect is merged with self-rotation of earth and is resulting solar time (mv is aligning with orbit pathway

by enforced by centripetal control as gyroscopic effect without changing self rotation orientation)...means ... our Earth's orbit must be inclined by θ° because of gyroscopic effects (3 gyro effects)... the gyroscopic torque between earth and sun @ R_{CG} is less ($mv \cdot r \cdot a / v'$) then torque from gyro effect due to self-rotation ($mvr \cdot a / v$) @ R_{CG} . I took R_{CG} and used for analysis instead of $I = mrr =$ moment of inertia; $r =$ distance of radial mass center from center of gravity axis = from spinning or rotating axis of mass. R_{CG} is very effective for analysis instead $I =$ moment of inertia.

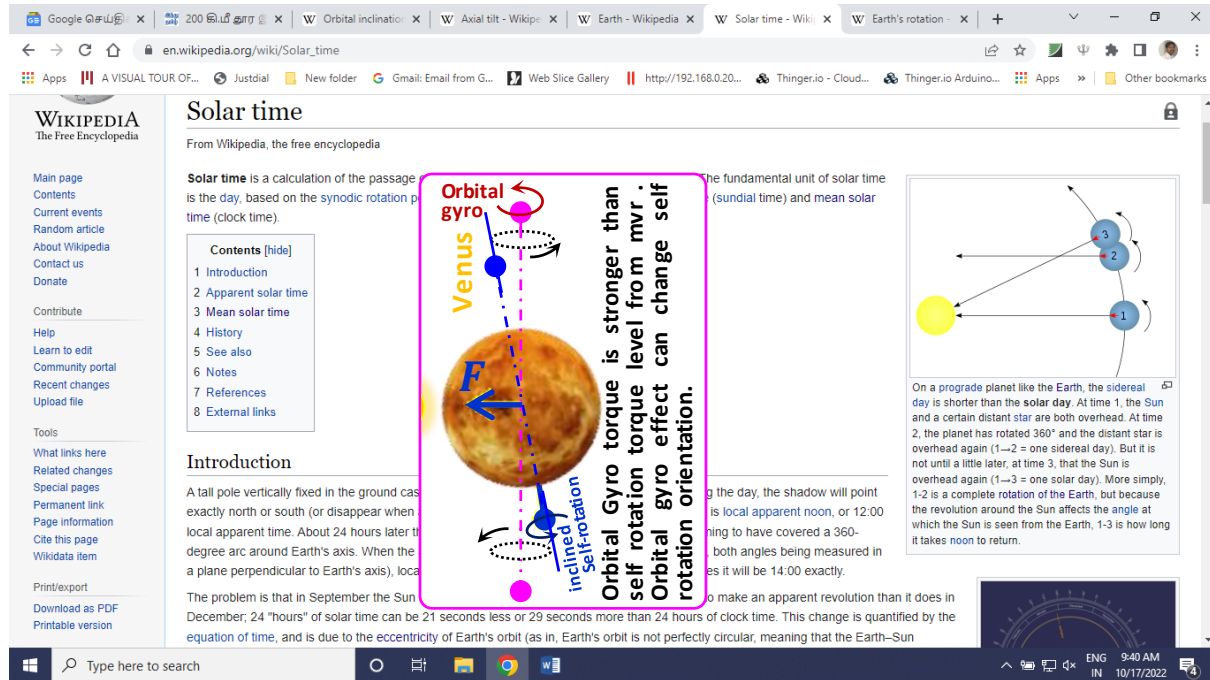


Fig 2.8.4F: Wikipedia [19]: Solar time: due to orbital gyroscopic effect is merged with self-rotation!

Solar time is ensured by Orbital Gyroscopic effect as tangent push and pull on radially divided mass centers due to parallel pull control of centripetal force by sun. Orbital gyro effect is 100% balanced (solar time; precision on circular / elliptical orbit) with in the orbit cycle, no unbalanced forces (gyro effect) are existing for further balancing in upcoming orbits. Sun is having domination control (circulating around sun) on planets; and planets are playing with sun by using velocity energy. Gyroscopic Effect (turning process as radial push and pull effect) is inevitable wherever parallel centripetal forces are involved over mv as mvr ; it is natural phenomena due to parallel centripetal gravitational pull.

Venus -Sun dynamic system: Venus is rotating opposite side w.r.t earth & others and reducing one self-rotation per cycle by gyroscopic effect as gravitational torque to align the planet on orbital pathway as turning process.

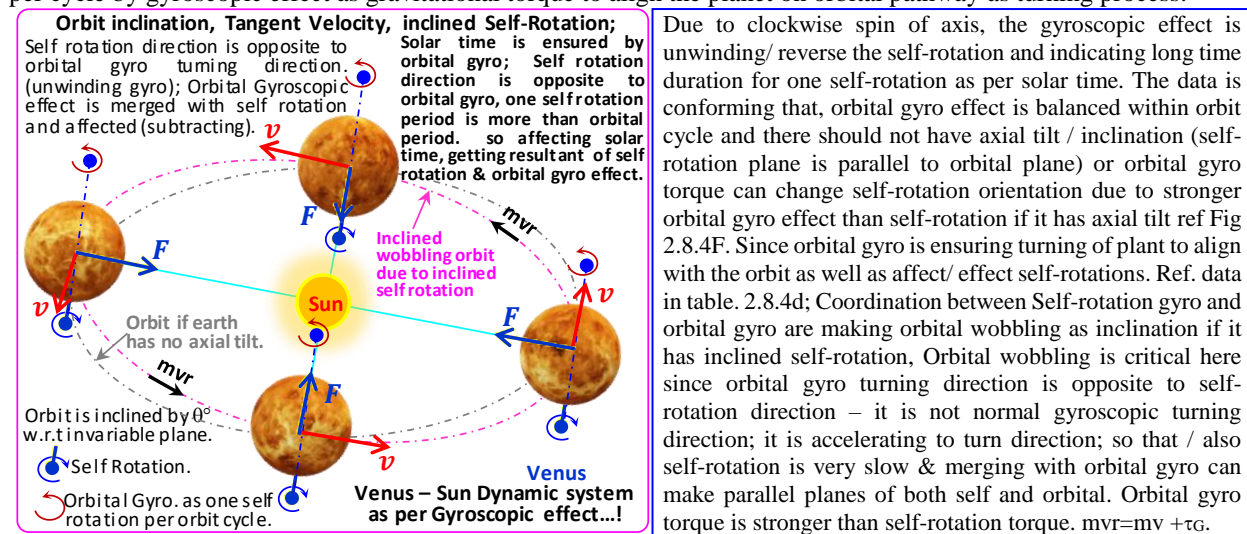
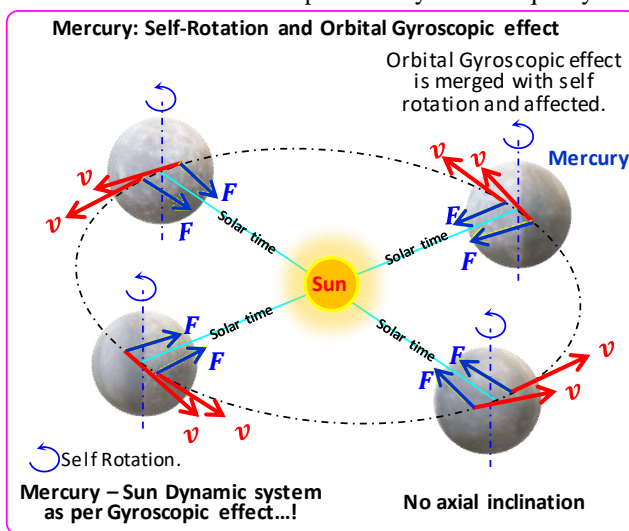


Fig.2.8.4G: Venus -Sun Dynamic system: axial tilt, orbit inclined from invariable plane; Unwinding orbital Gyro. This planet is having critical gyroscopic turning effect due to orbital gyro turning direction is opposite to self-rotation direction... orbital gyro is trying to make parallel planes between self-rotation and orbital (orbital gyroscopic turning direction is accelerate to turn direction ...opposite to normal turning direction when external

force is involved (parallel pull by sun). but self-rotation is very slow (critical wobbling is controlled by weak self-rotation gyro effect) ... orbital gyroscopic torque level is greater than self-rotation gyro torque level. Combination effect of self-rotation gyro and orbital gyro with velocity is making movement in x,y and z axis. orbital gyro is dominating against self-rotation gyro and can change self-rotation orientation / there must have both the planes (orbital & self-rotation) are parallel or small inclination between planes can create more orbital wobbling due to opposite directions; but self-rotation is very slow and controlling critical orbital wobbling / inclination. Any how the self-rotation resistance effect against orbital as well as domination effect by sun as orbital gyro are / must be balanced within the orbit cycle for orbiting performance. Orbit eccentricity is providing another one gyroscopic effect as perihelion shift gyro due to 1/2 of the orbit has push and opposite 1/2 of the orbit has pull effect. Parallel Centripetal control on mv is playing major role for everything. i.e., opposite interaction between a & v are reason for everything. Gravity generating rays from each particle are having highest speed with least mass and penetrate & pass through on interfering masses ... which is creating reaction on interfering masses as gravity. tug of war between centripetal and centrifugal (static) or mv (dynamic) under resistance to transformation state is driving the time through transformation from added to divided structure. 1.925 normal self-rotation - 1 gyro self-rotation per orbit cycle = as combined effect = actual ~0.925 self-rotations per orbit cycle (unwinding orbital gyro effect is subtracting one self-rotation of Venus per orbit cycle due to clockwise self-rotation direction).

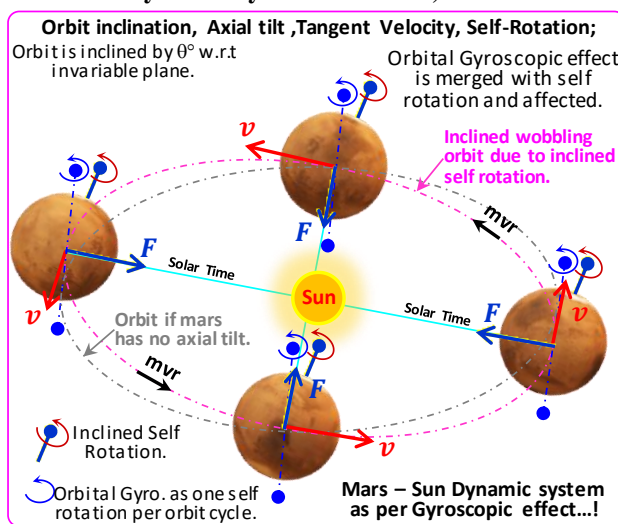
Mercury -Sun Dynamic System: This is similar to our earth system; gyroscopic effect is merged with self-rotation as one self-rotation per orbit cycle as torque.cycle time and performing orbiting process.



Due to counter clockwise spin of axis, orbital gyroscopic effect is winding/ adding one self-rotation per orbit as torque.cycle time in normal self-rotation. The data is conforming orbital gyro effect is balanced with in orbit cycle. Here both the planes are ~parallel. Here orbital gyro's torque is very high and has very slow self-rotation per orbit cycle (0.5 normal self-rotation + 1 gyro self-rotation per orbit cycle = combined effect = actual 1.5 self-rotations per orbit cycle). Orbital gyro ensures solar time. orbital gyro is ensuring turning of planet to align with the orbit and is merged with self-rotation and added one self-rotation per orbit cycle as torque.cycle time. Three gyro effects are involved wherever self-rotation, orbit eccentricity are involved. One is self-rotation gyro; second one is Orbital gyro on planet for turning, facing same view to sun & third one is shift in orbit as perihelion shift due to 1/2 cycle of orbit has push & opposite 1/2 cycle of orbit has pull effects.

Fig2.8.4H: Mercury -Sun Dynamic system: no axial tilt, therefore no orbital inclination; with 3 gyro effects. Here we need not to consider orbit inclination ...with respect to self-rotation plane ... i.e., there is no orbit wobbling due to self-rotation. It has wobbling due to eccentricity and has orbit inclination with respect to sun's reference (self-rotation plane of sun or sun wobbling plane/ orbital plane). Remember orbital performance are having gyroscopic effects as orientation between sun and planets due to parallel centripetal pull.

Mars-Sun Dynamic System: Axial tilt; Orbit inclination: Proof: Gyroscopic effect, Earth, Moon:

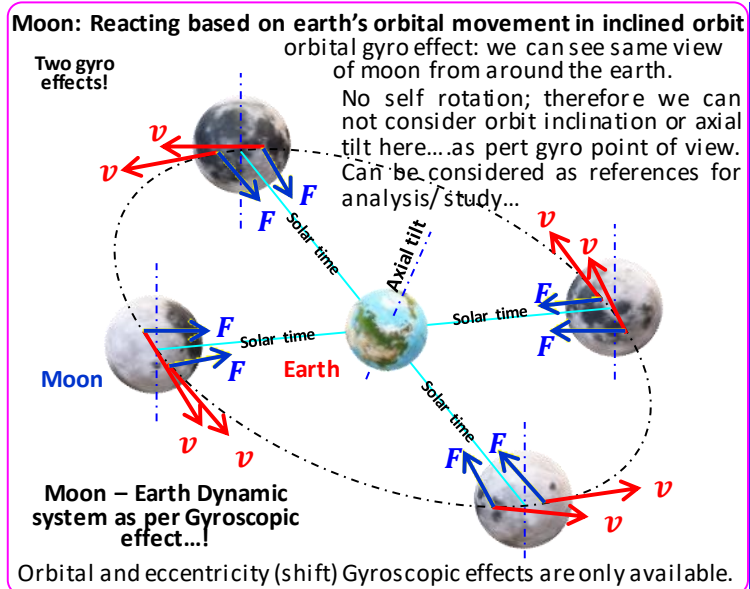


Due to counter clockwise spin of axis, the gyroscopic effect is winding/ adding one self-rotation per orbit as torque.cycle time as wobbling in self-rotation. The data is conforming that, orbital gyro effect and there should have axial tilt/ inclination with orbital inclination. Since gyro is ensuring turning of planet to align with the orbit and merged with self-rotation and added one self-rotation per orbit cycle as torque.cycle time. Mars orbital properties are almost equal to earth... self-rotation gyro is resisting orbital gyro and both are involved as combination effect. Orbital gyro is controlled by sun through gravitational force, we need to take reference from sun (self-rotation plane or orbital /wobbling plane) for measuring planetary orbital characteristics such as inclined self-rotation, orbit inclination, orbit eccentricity...

Fig2.8.4I: Mars -Sun Dynamic system: orbit inclined / wobble due to inclined self-rotation; 3 gyro effects.

Saturn -Sun Dynamic System: this is similar to earth / mars system. (3 gyro effects); Jupiter-Sun Dynamic System: this is also similar to earth/ mars system. (3 gyro effects = Self-rotation gyro, Orbital gyro or orbital turning gyro and orbital shift or perihelion shift gyro or eccentricity gyro). Winding orbital gyro.

Moon - earth dynamic system: moon is not having self-rotation, there are two gyroscopic effects are involved in moon orbiting. orbital gyroscopic effect as turning of moon and orbital shift or perihelion shift in orbit due to eccentricity as $\frac{1}{2}$ of the orbit has pull effect and opposite $\frac{1}{2}$ of orbit has push effect; also earth orbital movement is affecting moon and made changes accordingly. Orbital Gyroscopic effect as turning must be balanced within orbit cycle as balance in dynamics between centripetal control and mv. mvr itself is having live torque due to change in velocity direction (τ_G) or say velocity couples on radially divided R_{CG} (due to parallel gravitational pull) through /with respect to spinning axis through CG; change in magnitude of velocity is having link with eccentricity as orbital tangent acceleration/ deceleration.



Earth and Moon dynamic system: there is no self-rotation on moon; orbital gyroscopic effect is adding one self-rotation on moon as 'torque.cycle time' as gravitational torque as turning process of moon around the earth on its orbital pathway. Here we cannot consider orbit inclination or axial tilt since no self-rotation is involved/ available for orientation as per gyro point of view... for study/ analysis purpose we can consider orbit inclination with respect to earth planes as reference. earth orbital movement with wobbling is also making changes on moon apart from orbital gyro due to gravitational parallel pull. The orbital gyro effect (torque as one self-rotation per orbit cycle) will disappear If we cut the centripetal control on moon.

Fig2.8.4L: Moon -Earth Dynamic system: no axial tilt, no orbit inclination since no self-rotation; 2 gyro effects. Everything is coming under tug of war status for survival of system through resistance to transformation process under dividing process. Resistance to change is life time of the system through transformation process. planet's inclined self-rotation and orbital gyros are providing seasons with solar time on each planet. Self-rotation gyroscopic effect and orbital gyroscopic effect (turning due to change in velocity direction) are synchronizing and causing orbiting with inclination as wobbling and maintaining self-rotation orientation without change as well as orbital gyro is adding one self-rotation per orbit cycle in counterclockwise direction as $\tau.t.$ as gyroscopic effect on all planets under solar control.

We need to review planetary data with gyroscopic effects for clear understanding and for taking prompt decisions on conditions. Orbit inclination, inclined self-rotation and orbital gyro are having direct relation ...therefore earth orbit inclination is taken as 0 as reference is wrong understanding since, orbital and self-rotation Gyros are driving the orbiting performance. Other sides, sun has domination over planets through parallel centripetal pull controls; we need to take sun data (self-rotation of sun as well as orbital plane / wobbling plane of sun) as reference for measuring planetary data such as orbit inclination, eccentricity, all orientation; since controlled transformation process as orbital tug of war between sun and planets.

Self-rotation gyro (torque level) is stronger than orbital gyro in earth, mars, Jupiter Saturn, Uranus, Neptune and Pluto. But, mercury and Venus are having stronger orbital gyro then self-rotation gyro...therefore the orbital turning gyro can change self-rotation orientation of both mercury and Venus...there must have both the planes are parallel (self-rotation plane and orbital plane) or must have more orbital wobbling due to opposite self-rotation (clockwise) in Venus... the orbital wobbling magnitude is affected by very slow speed of self-rotation in Venus. There are two groups of planets ...Group 1 (winding orbital gyro): Mercury, Earth, Mars, Jupiter, Saturn, Neptune (counterclockwise self-rotation w.r.t orbital plane). Group 2 (unwinding orbital gyro): Venus, Uranus and Pluto (clockwise direction w.r.t orbital plane).

Orbital gyroscopic effect as precession is involved in orbiting performance. Change in velocity direction as well as change in velocity are involved in elliptical orbits. Parallel centripetal pull by penetrating and pass through of least level high speed particles on interfering masses is generating gravity as reactive motion against penetration... are assigning tangent velocities on radially divided mass centers and performing orbital gyro effect. we need to consider Sun's orbital plane as well as solar (sun) self-rotation plane for measuring orientation of planets.

Uranus - Sun Dynamic System: This is one of the peculiar cases for analysis ...

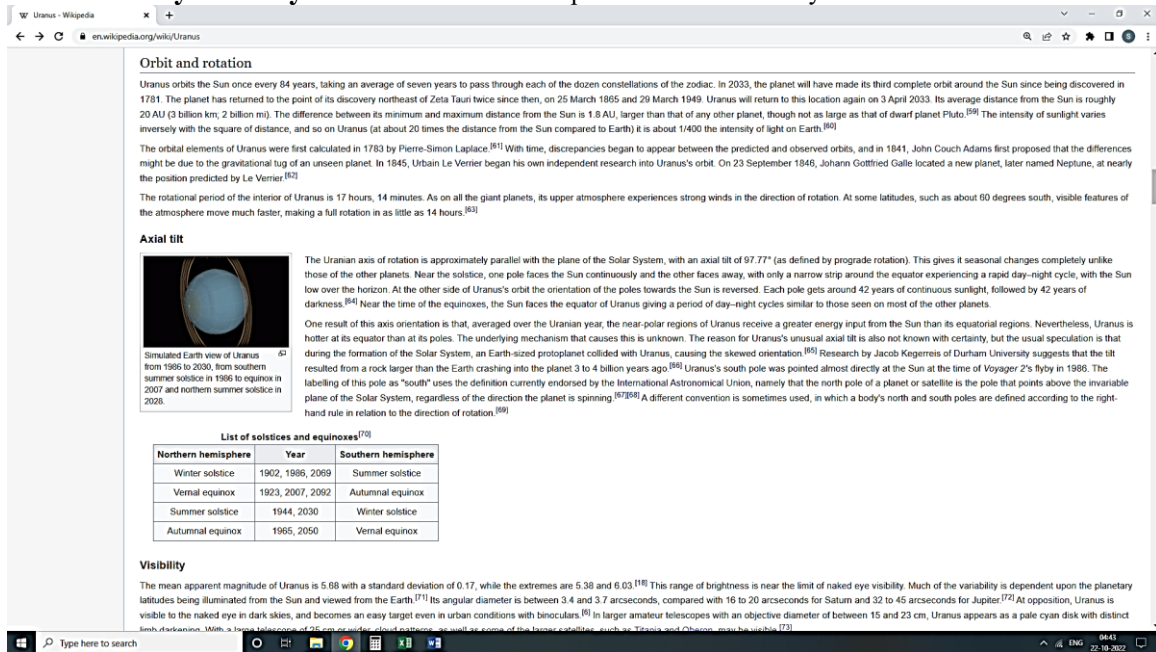


Fig 2.8.4M: Wikipedia: Simulated Earth view of Uranus from 1986 to 2030, from southern summer solstice in 1986 to equinox in 2007 and northern summer solstice in 2028.

Here Uranus inclination w.r.t Uranus's orbit is taken for analysis on its gyroscopic effect. there are two gyroscopic effects are involved wherever self-rotation is available on circular orbiting matters / mass (controlled mv as mvr); one is self-rotation gyro due to change in velocity direction on radially divided mass centers and another one is orbital gyro. And there are three gyro effects are involved if it is elliptical orbits, one is self-rotation gyro, second one is orbital gyro as turning by parallel centripetal pull and third one is gyro on elliptical orbit as shift in each cycle of orbit due to 1/2 of the orbit is having pull effect and opposite 1/2 of the orbit is having push effect, this gyro cycle (continuous shift in its orbit) must be closed where it is started for taking as completion of full circle = as one cycle (circle). remember the orbital gyroscopic effect should be/ shall be/ must be balanced/ used within one cycle / circle for orbiting... otherwise the planet / satellite cannot be in orbiting state ... can escape or fell down on sun. Self-rotation of planets is resisting orbital gyro for changing self-rotation orientation. Orbit inclination is depending on orientation of self-rotation gyro and orbital velocity with direction; average magnitude of velocity is depending on distance between sun and planet.

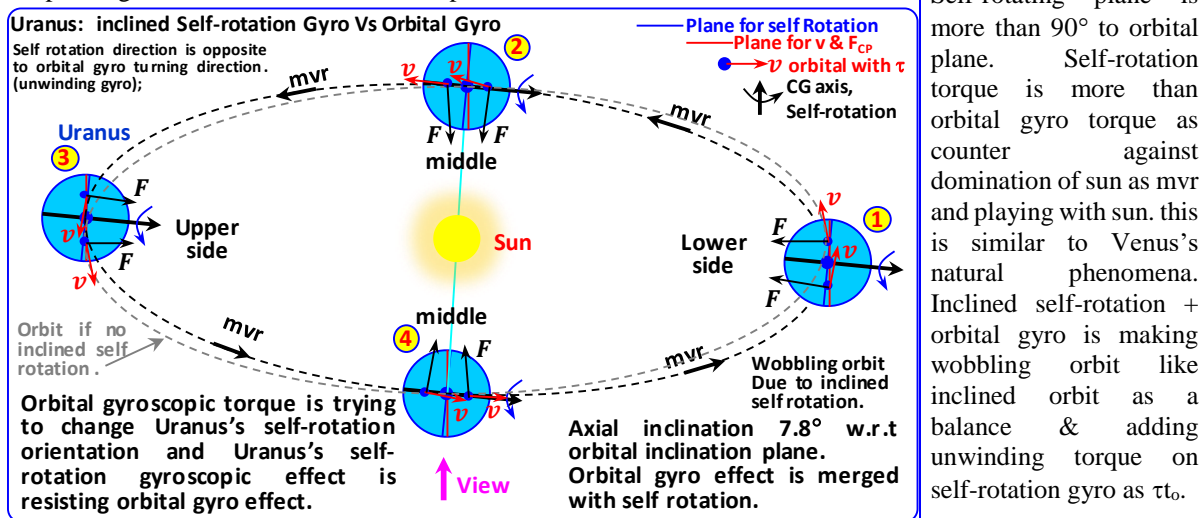


Fig 2.8.4N: Seasons of Uranus: Self-rotation + orbital gyro with orbital velocity: no change in orientation. There are two differences only possible anywhere... clockwise x counter clockwise; inclined x uninclined; with self-rotation x without self-rotation; primarily two type of gyros... one is self-rotation gyro and another one is orbital gyro; orbital gyro is consisting two gyros... one is due to change in velocity direction (turning) and another one is due to change in velocity as acceleration / deceleration as eccentric gyro as perihelion shift gyro, which is resulting elliptical orbit.

Inclined self-rotating plane is causing orbital inclination as wobbling such a way to add (wind) / remove (unwind) one self-rotation per orbit cycle depending on self-rotation direction against orbital direction as torque.cycle time without changing self-rotation orientation... orbital gyro is trying to change self-rotation orientation, but resistance from self-rotation is making orbit wobbling with merging of orbital gyro torque in self-rotation (facing same view to sun as solar time + with merged self-rotation); Gravity generating rays are involved to change velocity direction on each particle of planet by parallel centripetal pulls. Remember there are two differences only possible anywhere. simplifying the differences with relations can help us to understand the system clearly. I tried to bring relations between all the differences for clear understanding.

Self-rotation gyro effect and orbital gyro (Push and Pull reaction) effect with velocity on radially divided mass centres are helping for inclined orbiting process + also ensuring no change in self-rotation orientation in Uranus.

Sun and Uranus data analysis			Uranus data based on R_{CG} ($r = 4r/3\pi$)			
Description	Sun	Uranus	Description	Orbital Gyro through R_{CG}	Self-Rotation through R_{CG}	unit
mass	1.99E+30	8.68E+29	mass	8.68E+29	8.68E+29	kg
R_o orbit (to BC)	1.25E+12	2.87E+12	$R_o, r = 4R/3\pi$	2.87E+12 *	1.08E+07 ✓	m
v	2.97E+03	6.80E+03	$v', v @ R_{CG}$	6.80E+03	1.10E+03	m/s
R	6.96E+08	2.56E+07	v @ equatorial		2.59E+03	m/s
mr	2.49E+42	2.49E+42	mr	2.49E+42	9.42E+36	kg-m
a_o	7.03E-06	1.61E-05	$a', a @ R_{CG}$	1.61E-05	1.11E-01	m/s ²
a/v	2.37E-09	2.37E-09	$\omega = v/r$	2.37E-09	1.01E-04	rad/s
mvr (orbital)	7.40E+45	1.69E+46	$mv'r'$; mvr	1.69E+46	1.04E+40	kg.m.m/s
τ (orbital)	1.75E+37	4.01E+37	$\tau = mar$ on R_{CG}	1.52E+32 ↓	1.05E+36 ↑	Nm
orbit perimeter	7.87E+12	1.80E+13	perimeter of R_o, r	1.80E+13	6.82E+07	m
t_o	2.65E+09	2.65E+09	t_o ; t per rotation	2.65E+09	6.20E+04	s
			$\tau.t_o$ / per cycle	402.3E+39	65.0E+39	Nm.s
			$\tau.t_o$ (per orbit cycle)	4.02E+41	2.78E+45	Nm.s

Table 2.8.4e: mvr itself is having torque due to change in velocity direction. $\tau = mar$; Self-rotation torque is more than the orbital torque use 'r' for orbital gyro torque calculation not R_o ; orbiting performance of Uranus.

Orbital gyro effect is merged with Self-rotation gyro (for increasing or reducing one self-rotation per orbit completion as 'torque.orbital time' depending on spinning / self-rotation direction). self-rotation gyro precession as live torque is more than the orbital gyro torque on R_{CG} . (self-rotation orientation cannot be affected due to self-rotation gyro and orbital gyro with orbital velocity are synchronized with orbital inclination as orbit wobbling for unwinding/ removing one self-rotation per orbit cycle as torque.cycle time as gyro effect). Self-rotation plane, orbital inclination plane and tangent velocity direction are having interrelation. self-rotation gyro is dominating against orbital gyro and resulting orbital wobbling without affecting self-rotation orientation.

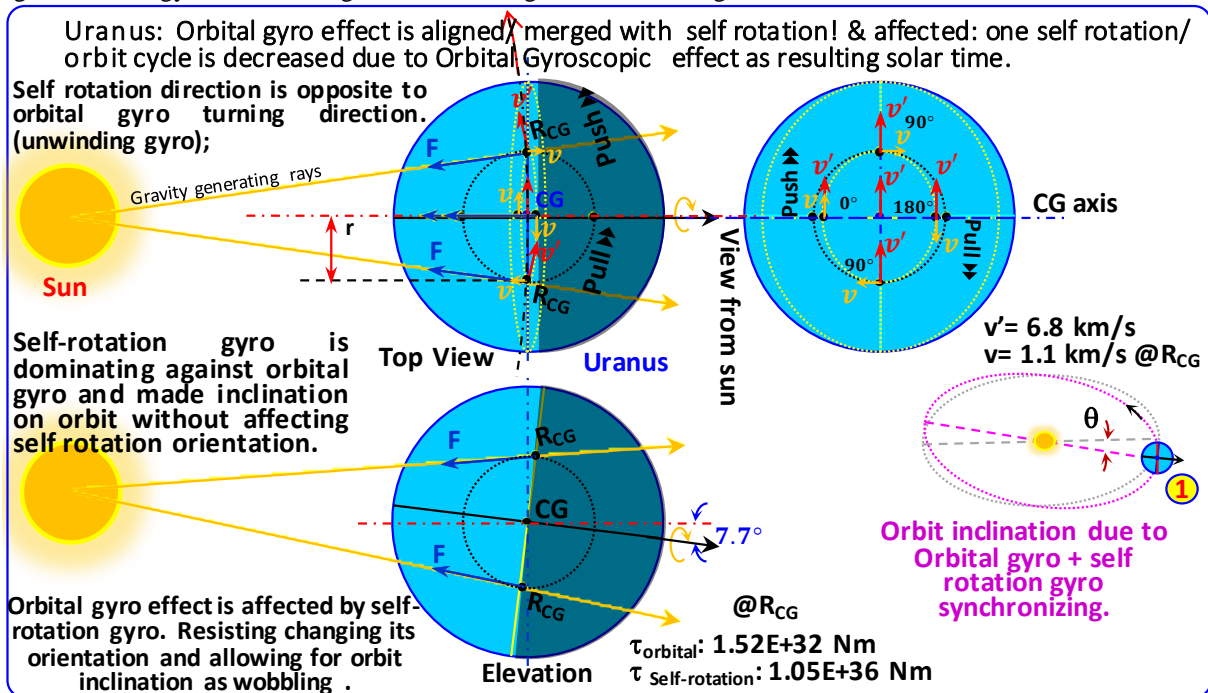


Fig 2.8.40: Uranus: self-rotation gyro + orbital gyro with velocity: ensuring no change in self-rotation orientation and making orbit inclination. Above Position is at orbit lower end. Orbit inclination is decided by orientation of

self-rotation gyro and orbital gyro effect with orbital velocity. orbital gyro effect (precession) must be/ shall be balanced within the orbit cycle as dynamic balance for orbiting as orbital tug of war status.

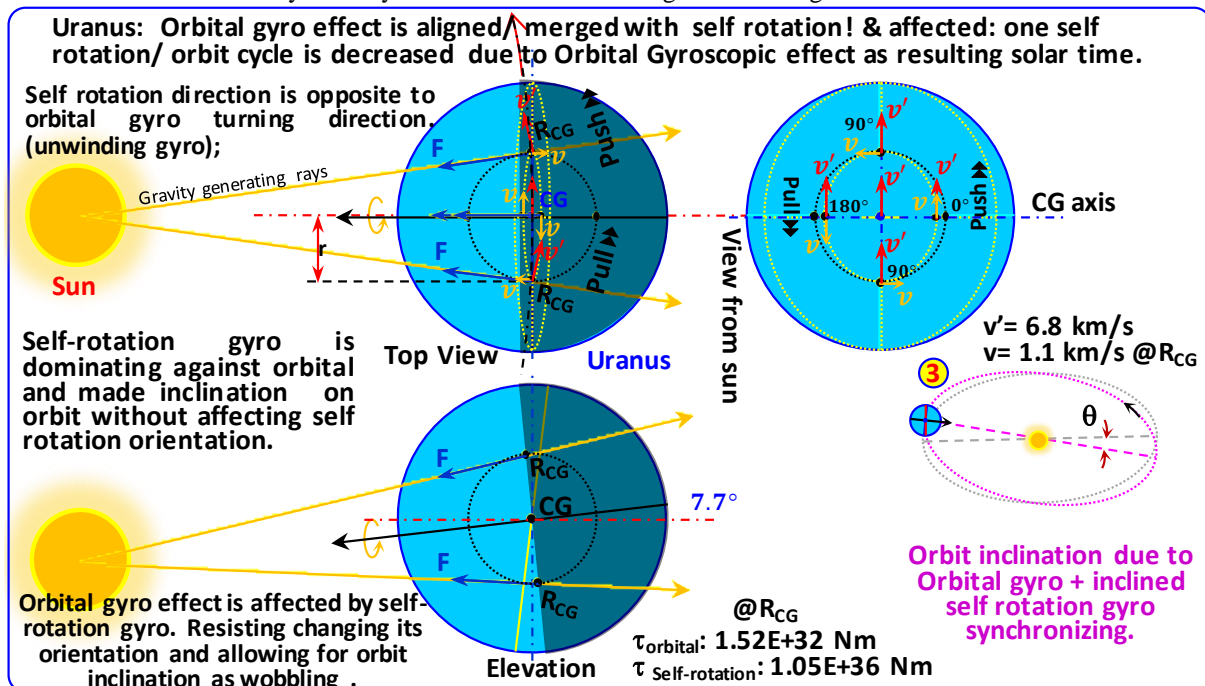


Fig 2.8.4P: Uranus: position is at orbit upper end. Orbital gyro effect with velocity on self-rotation of Uranus + orbit inclination are merged and performing turning process of gyroscopic effect. orbital gyro is merged with self-rotation & unwinding one self-rotation per orbit cycle. self-rotation gyro is responding to orbital gyro with aligning on inclined orbit path way as wobbling without changing its self-rotation orientation. Cross verified with gyro wheel – use a gyro wheel in position and apply a torque like orbital gyro (wheel is raising with curve) + move the wheel in orbital movement direction or apply opposite torque (wheel is lowering with curve)...both the actions are managed for maintaining self-rotation orientation while orbiting.

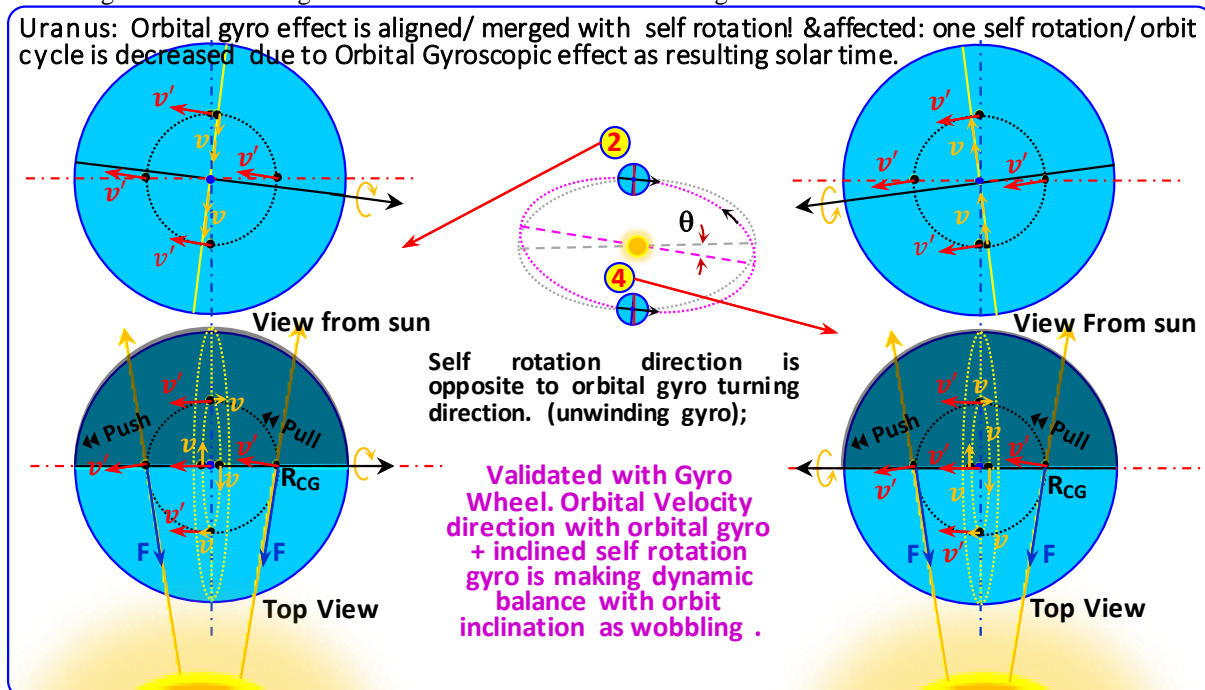


Fig 2.8.4Q: Uranus: positions are at middle of the orbit. We have to group the planets into two groups depending on self-rotation direction. Planets which are all having Parallel planes (self-rotation & orbital planes), those planets cannot get axial tilt when self-rotation is involved with more torque then orbital gyro; here the self-rotation must/ shall / should merge with orbital gyro and depending on self-rotation direction, the orbital gyro can increase or decrease one self-rotation per orbit completion

on planet as torque.cycle time (gyroscopic effect as turning process), due to this the orbit get inclined condition as wobbling as a balance due to combination Gyros effect; (this is applicable for Earth, Mercury, Venus, Mars, Jupiter, Saturn, Uranus, Neptune and Pluto in our solar system. The gyros of both (self-rotation and Orbital) can cause orbit inclination as wobbling when the self-rotation axis is having tilt/ inclination with respect to orbital plane (gyroscopic effect as turning process); remember.. they are two differences only possible in anywhere and are remembering Mirror Rule*. Everything is because of acceleration and velocity only.

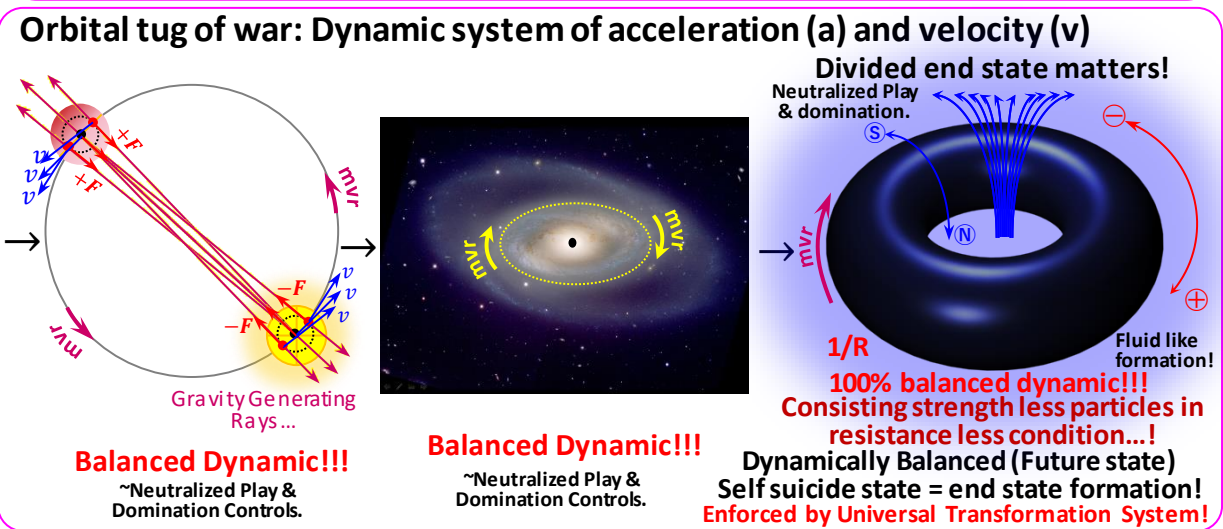
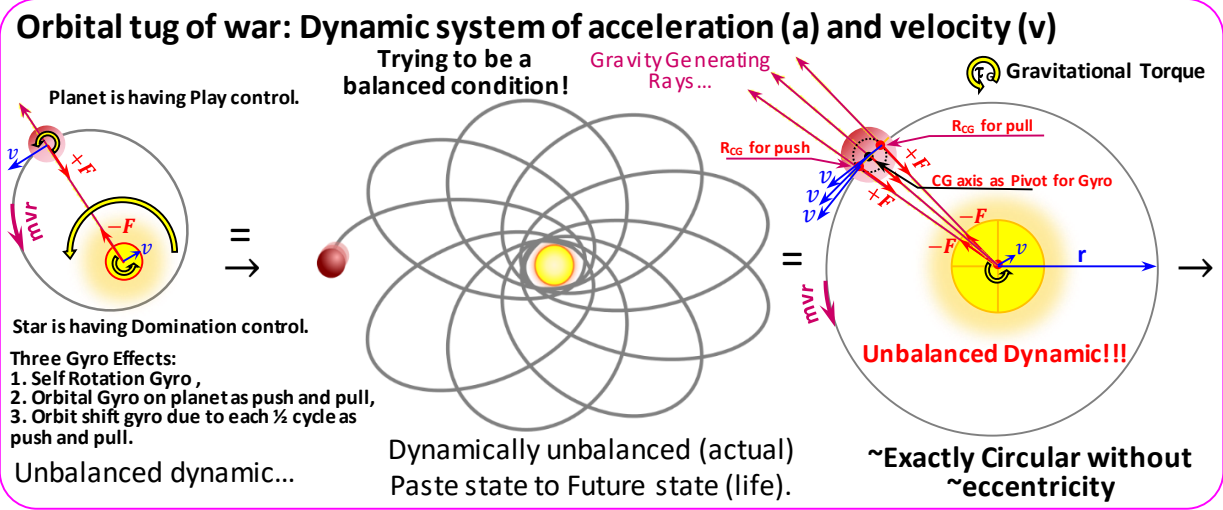


Fig 2.8.4R₁: transformation of dynamic system from Individuals to the Whole under transformation (+F ⇌ | ⇌ -F);

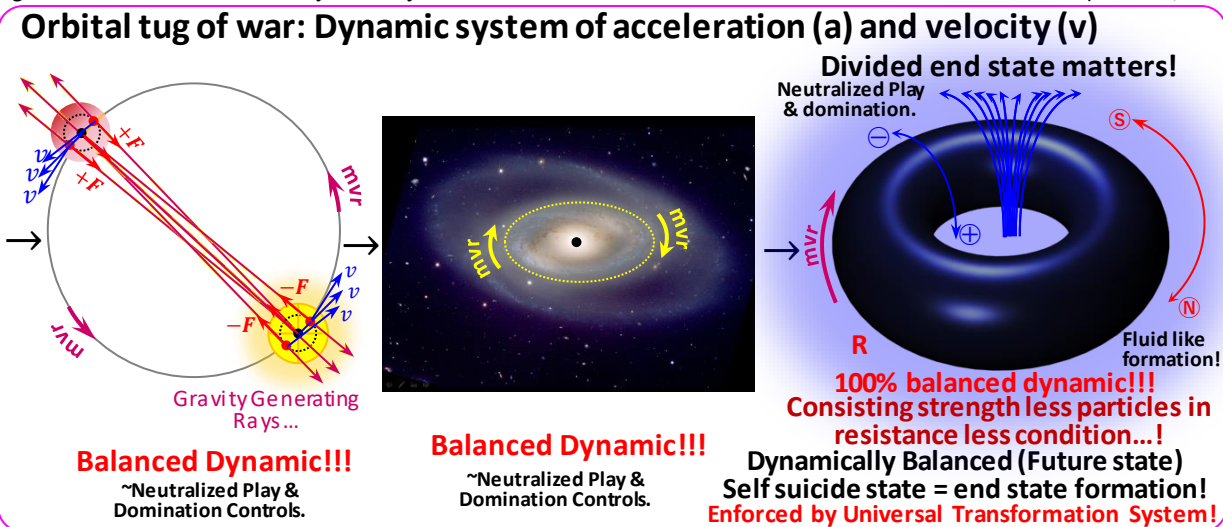


Fig 2.8.4R₂: transformation of dynamic system from Individuals to the Whole under transformation (+F ⇌ | ⇌ -F)

($R \rightleftharpoons 1/R$): CG point is having concentrated gravity due to gravitational pull among members / particles. Also, Gravity generating ray's intensity is higher at CG. Also, low level orbits can be formed around CG if the matters are in atomised least level particles / fluid form. In donut form CG is having low level orbits and move them/ everyone around the centre as loop. Gravity intensity is based on gravity generating ray's intensity; as an individual system (say earth) ... the mass centre (CG) must have more gravity then other area due to gravity generating ray's intensity.

Orbital gyroscopic effect is happening because of parallel centripetal pull by sun. Parallel centripetal forces, which are all generated by gravity generation rays... are making radially divided mass centers on orbiting masses and assigning tangent velocities on each particle from mv as mvr . self-rotation plane's orientation with orbital velocity direction and parallel centripetal forces directions are involved in orbiting performance. All the planets are orbiting by gyroscopic turning effect (gyroscopic precession as push and pull reactions on radially divided mass centers), and there are two differences...change in velocity (a) and change in velocity direction (τ).

Gravitational Torque on Elliptical orbit: due to $1/2$ cycle of orbit is driven by push and opposite $1/2$ cycle of orbit is driven by pull effect of gyroscopic effect. shift in angle per orbit or gravitational torque on orbit at BC is depending on torque difference between push side to pull side. This is because of slack side to tight side effect. ref. 2.8.4p;

Slack Side = A side: angle between Force & velocity is $90^\circ - \theta_1$;

Tight side = B side: angle between Force & velocity is $90^\circ + \theta_2$;

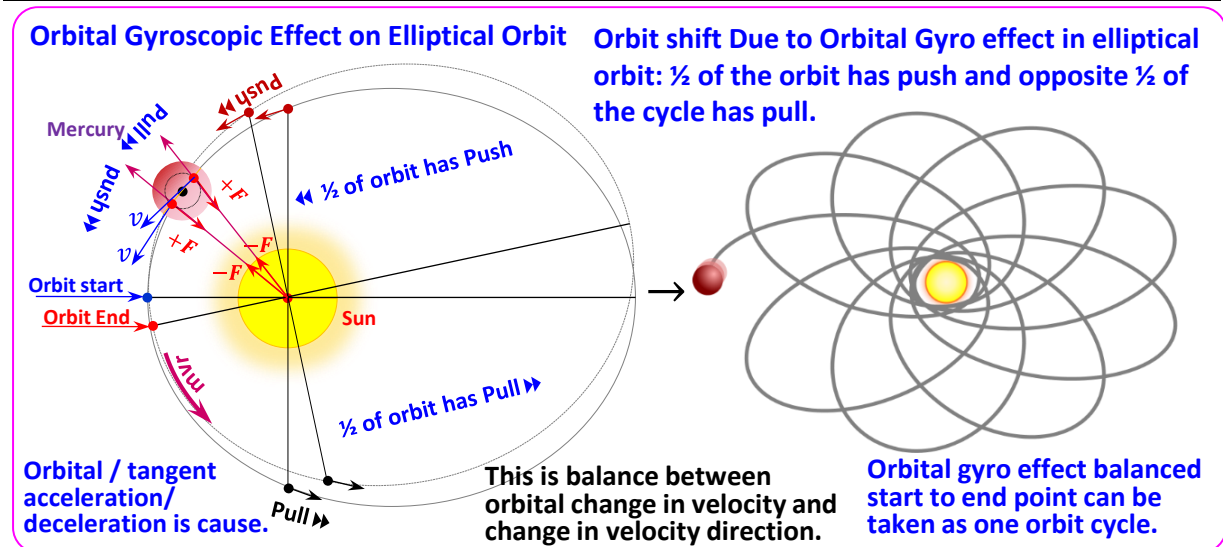
Difference between θ_1 and θ_2 is orbit shift per orbit cycle. Slack side is having less torque than tight side; it is shift in orbit aligning or turning process... is depending on angle between a and v only. It is shift in gyroscopic effect due to unbalance.

The image is a screenshot of a Wikipedia page titled 'Apsidal precession'. A red rectangular box highlights a diagram of Earth showing its axial tilt and rotation. Below this diagram is a blue-bordered text box with the text: "This is not normal / primary Gyroscopic precession." To the right of the Earth diagram is another diagram showing Earth's orbit around the Sun with seasonal markers (Spring, Summer, Autumn, Winter) and labels for Earth's axial tilt and rotation. The Wikipedia page also contains text about general relativity and long-term climate, along with a table of contents and a list of references.

Fig 2.8.4S: Apsidal precession [20]: precession of earth in inclined condition in existing physics: not possible as a primary gyro precession! Proof: Solar time of earth, Gyroscope, seasons, orbit wobble due to inclined self-rotation.

This dynamic system is not possible as a primary gyroscopic effect or normal gyroscopic effect, since self-rotation gyro is resisting against orbital gyro of changing its orientation and self-rotation gyro torque is more than the orbital gyro + solar time is available as torque.cycle time as turning process on earth from orbital gyro as normal gyroscopic effect. Remember the orbital gyro effect must be balanced within one cycle time or one orbit cycle for orbiting...otherwise the planet can escape or fell down on sun. Also, in elliptical orbit or eccentric orbit, orbit shift/ perihelion shift is happening due to gyroscopic balancing of push and pull reactions with in the orbit cycle as $1/2$ of the orbit has of push effect and opposite $1/2$ of the orbit has pull effect ... orbital gyroscopic torque difference between one side to opposite side is reason for shift in orbit as gyroscopic precession on orbit within the orbit cycle. orbital gyro effect of turning process is available on all planets as gyroscopic effect and ensuring orbiting process as performance...there are three gyro effects only possible. Orbital gyro ~cannot change self-rotation gyro's orientation, instead both are joining and making changes in orbiting parameters as wobble without changing self-rotation orientation depending on torque level of both of self and orbital.

The above axial tilt precession (changing inclined self-rotation orientation) can be a reactive precession (opposite side to normal orbital gyroscopic effect) from primary gyroscopic precession (ensuring solar time as orbital gyro of turning process). The above precession mentioned in current physics is not possible as normal as gyroscopic effect... as orbital push and pull reaction...which is ensuring solar time ... it can be a reactive precession from normal gyroscopic effect.



2.8.4T Elliptical Orbit: Orbit cycle completion is depending on balancing of orbital gyroscopic effect as maintaining solar time per orbit cycle. push and pull reaction depending on angle between v and a is reason for gyroscopic effect as precession. Orbit shift/ perihelion shift is due to push and pull on orbit. this phenomenon is normal in all elliptical orbits... as combination effect of change in velocity and change in velocity direction. change in velocity under centripetal or centrifugal control without changing radius (radial mass centre) is angular acceleration as torque can increase magnitude of F_{CP} or F_{CF} proportionally.

Three gyroscopic effects are involved wherever orbit eccentricity is involved. Self-rotation gyro is having v/a level of its mvr magnitude as live torque through R_{CG} for self-rotation due to change in velocity direction on R_{CG} or each particle. spinning axis through CG is acting as pivot for radial mass centres.

Neptune -Sun Dynamic System: it is similar to earth system. self-rotation torque is more than the orbital gyro torque. it is having winding orbital gyroscopic effect for orbital turning process.

mvr (L): = $mv + \tau$; torque due to change in velocity direction is ensuring conservation of angular momentum. $L = mv + F_{CP}$ or F_{CF} : domination control on mv by centripetal or centrifugal is making turning effect as mvr without changing magnitude of velocity... it is gyroscope... mvr itself is having a/v level its magnitude as torque due to change in velocity direction or velocity couples between radially divided opposite mass centers with respect to CG axis / spinning axis through CG; (change in magnitude of velocity with control is coming under acceleration / deceleration of rotation mass as change in angular velocity through orbital pathway ... radial mass spinning/ turning pathway... this also can be taken as torque if the radius is not changed during spinning or rotating). combination of linear and angular velocities are involved in elliptical orbit. following data from wiki...

Description	Earth	Mercury	Venus	Mars	Jupiter	Saturn	Uranus	Neptune	Pluto	Unit/ remarks
Self-Rotation direction	(-)	(-)	(+)	(-)	(-)	(-)	(+)	(-)	(+)	
Orbital direction	(-)	(-)	(-)	(-)	(-)	(-)	(-)	(-)	(-)	
Orbital gyro type	winding	winding	unwinding	winding	winding	winding	unwinding	winding	unwinding	
orbital period (i)	8766.153	2111.26	5392.82	16487.52	103982.16	258221.28	736524	1444636.8	2173440	sidereal Hrs
orbital cycle time (a)	365.256d	87.969d	224.701d	686.98	4332.59	10759.22	30688.50	164.80	90560.0	days
self-rotation period (b)	0.997d	58.646d	243.023d	1.0260d	9.9250	10.5606	17.2397	16.110	153.294	hrs (sidereal)
self-rotation period (c)	1.0 d	176d	116.750d	1.0275d	9.9258	10.5433	17.2399	16.111	153.2832	(solar time) hrs
ratio = a/b (with orbital gyro)	366.256	1.5 (X)	0.925 (X)	669.60	10476.792	24451.49	42722.60	89673.30	14179.29	Self-rotations with orbital gyro effect
solar days (a/c) = X	365.256	0.5	1.925	668.5993	10475.947	24491.5045	42722.01	89666.617	14179.24469	Orbital period with orbital gyro effect
Gyroscopic effect per orbit cycle (Y)	1	1	1	1	1	1	1	1	1	1 self-rotation/ orbit as $\tau.t_0$ as orbital gyro;
Total normal self-rotations (X-Y) or (X+Y) per orbit cycle = Z	364.256	0.50	1.925	667.60	10474.947	24490.50	42723.01	89665.617	14180.24	total self-rotations without orbital gyro.
solar time (d) /Synodic rotation period = i/X	24.0	176.0	116.75	1.02749	9.92580	10.54330	17.23992	16.11120	153.28320	Hrs (corrected based on orbital Gyro)
planet's solar days/ orbit cycle	365.256	0.5	1.92	668.5991	10,476.80	24,491.07	42,718??	89,666	??	respective planets – Wikipedia data

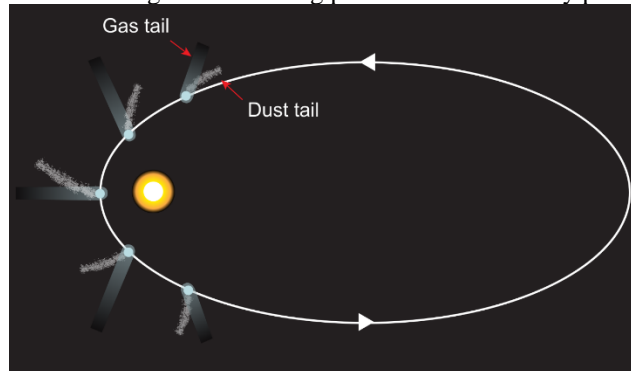
Tab 2.8.4d: Data analysis as per orbital gyro effect: Gyroscopic effect is merged with self-rotation of planets and affecting self-rotations. (marked in red are need to be corrected)

Solar days per orbit cycle in winding gyro= Normal self-rotations of planets without centripetal control or without orbital gyro effect + One self-rotation per orbit cycle as orbital gyro effect as $\tau.t_0$ for the planets of Mercury, Earth, Mars, Jupiter, Saturn and Neptune. Are having orbital winding gyroscopic effect. Adding oneself rotation per orbit cycle through orbital gyro effect on normal self-rotations.

Solar days per orbit cycle in unwinding gyro = Normal self-rotations of planets without centripetal control or without orbital gyro effect - One self-rotation per orbit cycle as orbital gyro effect as $\tau \cdot t_0$ for the planets of Venus, Uranus and Pluto. Are having orbital unwinding gyroscopic effect. Subtracting oneself rotation per orbit cycle through orbital gyro effect on normal self-rotations.

- * Orbital Gyroscopic effect as torque $\cdot t_0$ per orbit cycle like as self-rotation = 1 self-rotation per orbit = Y;
- * Total normal self-rotations without orbital gyroscopic effect = Z (one day sidereal time will be 24 hrs like as solar time if we cut centripetal control on earth from sun.)
- * we have to add one self-rotation per orbit cycle on planets which are having counterclockwise spinning / self-rotations in counterclockwise orbiting around star / sun.
- * self-rotation of planets and orbital gyroscopic effect are merging and resulting solar time. Adding or subtracting one self-rotation per orbit on normal self-rotations depending on rotating direction of both self-rotation and orbital. Normal Self-Rotations with orbital Gyroscopic effect = $Z+1$ or $Z - 1$ depending on self-rotation direction with respect to orbital rotation direction (based on winding or unwinding orbital gyro).
- * Orbital gyro is adding or removing one self-rotation on planet by 'torque. cycle time' as gyroscopic effect as gravitational torque merging with self-rotation with orbital wobbling to perform orbiting performance.
- * In all planets in our solar system: Changes are happening in orbital properties as wobbling due to inclined self-rotation and its torque level due to change in velocity direction on radially divided mass centers. self-rotation torque level is not changing self-rotation orientation with respect to orbit. use velocity for analysis not angular velocity. orbital inclination of Pluto is depending on self-rotation wobbling plane / orientation with magnitude and direction of orbital velocity.
- * orbital gyroscopic effect is different from self-rotation; parallel centripetal gravitational pull on tangent mv by sun is making push and pull reaction as gravitational torque as gyroscopic effect as live torque for life cycle.
- * Mercury is having self-rotation (0.5 self-rotation / orbit as normal self-rotation as spin) as well as orbital gyro (1 self-rotation / orbit as gravitational torque as push and pull reaction) as adding one self-rotation per orbit cycle as gyroscopic effect. Mercury is not facing same view to sun per orbit cycle due to $\frac{1}{2}$ self-rotation per orbit cycle with orbital gyroscopic effect. Orbital gyroscopic effect will disappear if we cut centripetal pull on Mercury.
- * Venus self-rotation is in clockwise direction, and its orbital direction is counterclockwise direction, therefore orbital gyroscopic effect unwinding its normal self-rotation due to orbital gyro as push and pull reactions due to parallel centripetal pull by sun.
- * Orbital inclination with self-rotation merged orbital gyroscopic effect as adding / subtracting one self-rotation per orbit cycle depending on spinning direction as 'torque. cycle time' are ensuring orbiting performance.
- * There are two types of orbiting performance only possible based on self-rotation rotating direction with respect to orbital plane.
- * Venus, Pluto and Uranus are having opposite orbiting performance from others in our solar system. angle between planes of self-rotation and orbital are more than 90 degree or spinning/ self-rotation direction and orbital directions are opposite side. And self-rotation gyro + orbital gyro are joined together and made orbital performance of orbital turning process without changing its self-rotation orientation with orbital inclination as wobbling based on torque level of both self-rotation gyroscopic effect and orbital gyroscopic effect as gravitational torque.
- * we need to consider orbital gyroscopic effect for conformation on solar data about sidereal time, solar time and orbiting performance based on combination effects. Self-rotation is also having gravitational torque as gyroscopic effect due to change in velocity direction on radially divided mass centers.
- * above analysis on solar data are performed based on data available in Wikipedia...we need to review those as per above derived analysis on gyroscope.

The following comet orbiting performance is an easy proof for Orbital gyroscopic effect as $\tau_G \cdot t_0$.



This is self-explanatory for orbital gyroscopic effect as push and pull reaction as one self-rotation per orbit cycle as Torque.cycle time. This is natural phenomena in all rotating bodies due to change in velocity direction. change in magnitude of velocity can cause eccentricity and also can cause shift in orbit due to $\frac{1}{2}$ cycle of orbit has push and opposite $\frac{1}{2}$ cycle of orbit has pull effects on orbit. This is easy proof for orbital gyroscopic effect. orbital movement / turning is happening through gyroscopic effect due to change in velocity direction as live torque for life. Tail movement is indicating orbital push and pull reactions as gyro τ .

Fig 2.8.4U: Wikipedia [21] - Comet and its Turning process as Orbital Gyroscopic effect as push and pull.

Solar self-rotation is consisting normal self-rotation + orbital Gyro effect due to planetary gravitational control on sun – like figures 2.8.4b, 2.8.4v. orbital gyro is like facing same view to each other in orbiting.

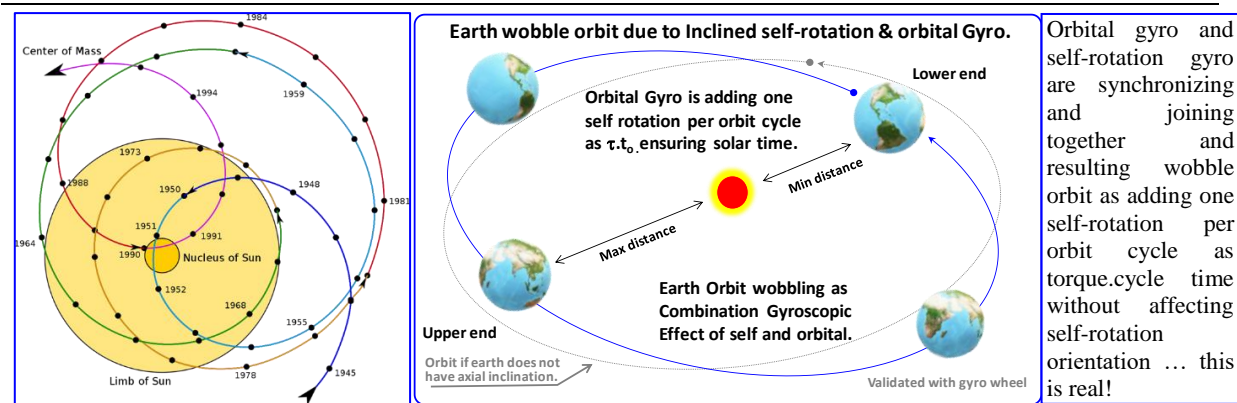


Fig 2.8.4V: sun wobbling/ orbital plane (orbiting around barycentre); earth orbit wobble by inclined self-rotation. Note: *we can take sun’s self-rotation plane or wobbling plane/ sun orbit inclination plane (around BC) as reference (Must be) plane for measuring orientation of planets (self-rotation orientation) and orbits (orbital orientations) due to gyroscopic effects and parallel centripetal pull by sun as a whole as a system.

We took earth orbit as reference for measuring others... but we must consider sun data as reference for measuring planetary data particularly orientations due to three gyroscopic effects.

Pluto and its moon are rotating each other as set around its BC and are not having independent self-rotation... it is orbital gyroscopic effect (between Pluto and its moon) as gravitational torque is acting on both Pluto and its moons as torque.cycle time as one self-rotation per orbit rotation between Pluto and its moon. Orbital Gyroscopic effect between Pluto and its moon is like self-rotation as ‘ $mv + \tau$ ’ between them and their rotation axis / set-self-rotation plane is more than 90° with respect to orbital plane or solar equatorial plane. Here we can consider combination effect of Pluto and its moon rotation by their orbital gyro as Self-rotation gyro against sun’s orbital gyro due to parallel pull by sun for measuring orientation of Pluto’s system against sun’s orientation. inclined self-rotation gyro with wobble (rotating around BC between Pluto and its moon) between Pluto and its moons are making orbit inclination as combination effect of orbital gyroscopic effect and self-rotation gyroscopic effect (orbital gyroscopic effect between Pluto and its moon as self-rotation). planets self-rotation orientation and its torque level are having link with orbit inclination as wobbling as orbital performance.

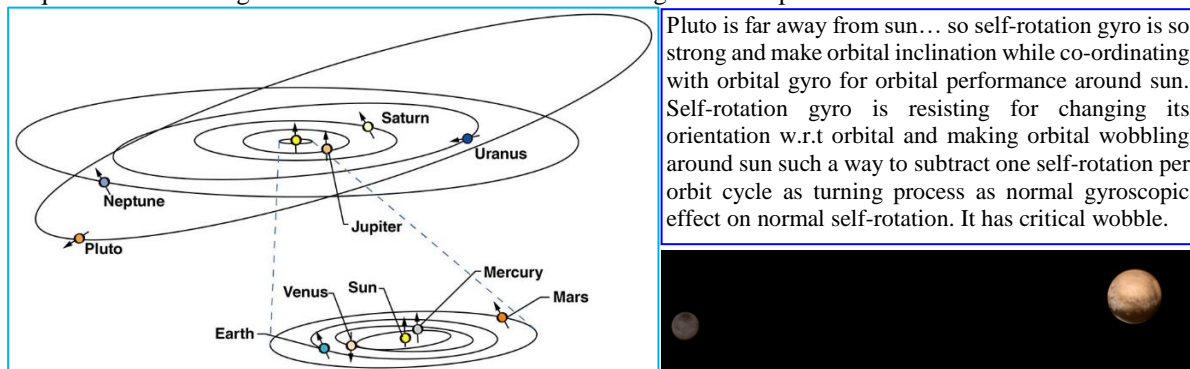


Fig 2.8.4W orientation of planets: taken from Nasa web as reference [22]: Pluto system with Gyroscopic effects: **Radially Divided mass Centres (R_{CG}) & Self-rotation Torque level on each Planet:** I took radius (r) of R_{CG} (radially divided mass centres around axis of self-rotation through CG) as $4R/3\pi$ (as minimum level for analysis as done above and logically meets the analysis requirements for identifying combination gyroscopic effects (self-rotation and orbital gyro and its combination effects) without any deviations.

‘Radius of R_{CGs} ’ due to Self-Rotation / spin: I have not considered angular velocity (ω) for analysis on gyroscopic effects, since is not effective/ not feasible for analysis ...therefore, Mass Moment of Inertia = $I = 'mrr.constant'$ is also not effective for analysis on gyroscopic effects (effects due to change in velocity direction without change in velocity magnitude).

Therefore, Solid sphere’s radius (r) of $R_{CG(s)}$ (distance of radially divided mass centres from CG as self-rotation plane with respect to spinning axis through CG) for spinning = $4R/3\pi$ has average minimum radius for point masses (considered) around the CG as donut (or loop) for analysis on combination gyro effects of self-rotation and orbital. Here also, I have used mass moment of inertia = $I = 'mRR.constant'$ for calculating radius of radially divided mass centres from $mvr = I\omega$ and live torque = $I\omega^2$; anyhow we need radius (r) of radially divided mass centres (R_{CG}) and velocity (v) direction on each radially divided mass centres for analysis on combination gyroscopic effects of both self-rotation and orbital. Here we cannot/ could not use ω for analysis on gyros...since we need velocity direction on each radially divided mass centres due to mvr for analysis on gyroscopic effects.

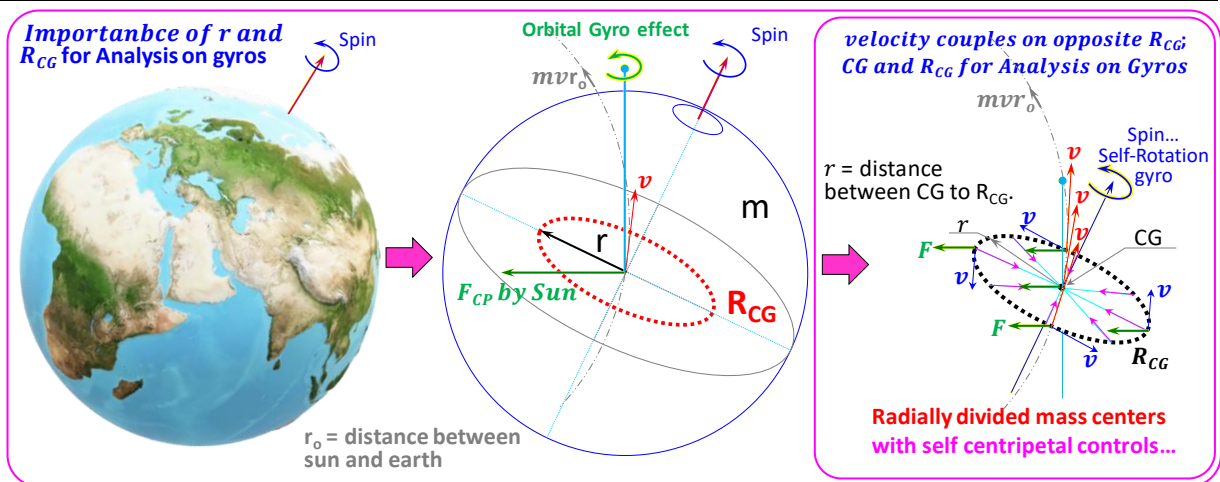


Fig 4.8.4X radially divided mass centres with velocity direction; r from mvr for analysis on gyros (self and orbital)

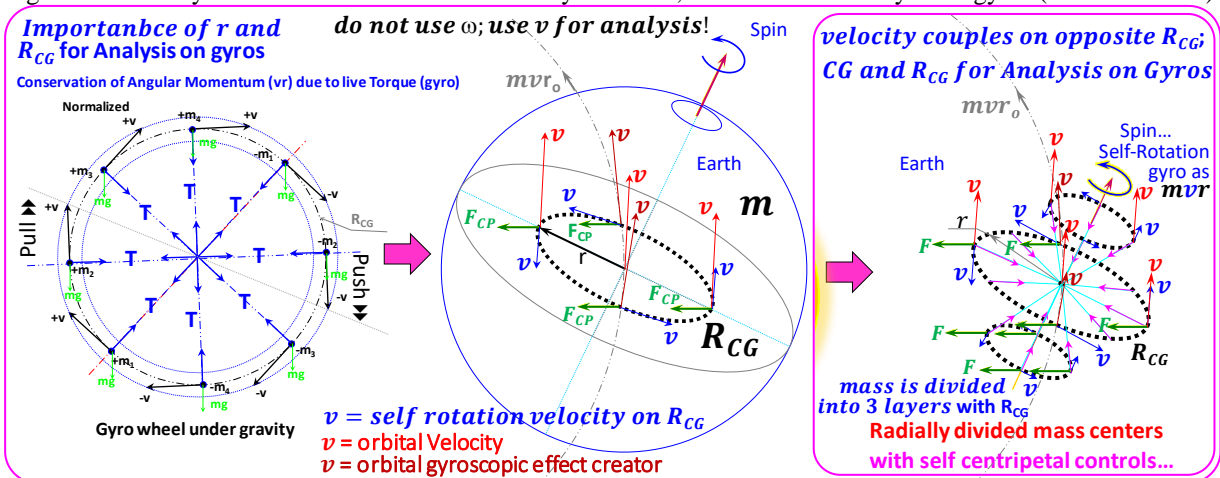


Fig 4.8.4Y Earth mass is divided into 3 layers & I fixed radially divided mass centres for analysis on gyros. We need to consider Equally divided point masses as radially divided mass centres around spinning axis through CG as important one for analysis on gyroscopic effect due to change in velocity direction on each radially divided mass centres from pivot of CG axis. Gyroscopic effect is nothing but spinning wheel's responds to external forces including gravity and pivot.

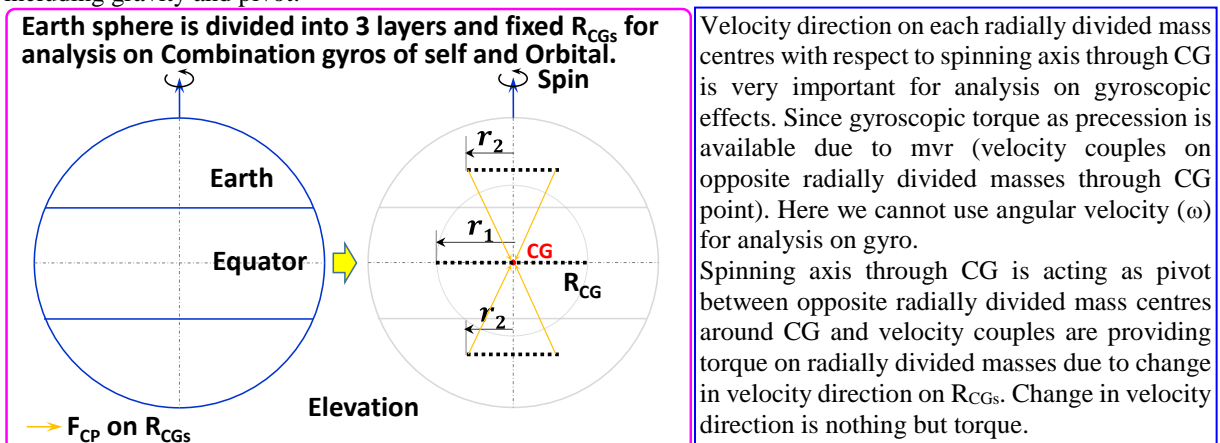


Fig 4.8.4Y1 Earth mass is divided into 3 layers & fixing radially divided mass centres for analysis on gyros. This is for analysis purpose/ exploring relation between mv and mvr as $mvr = mv + \text{gyroscopic effect as torque due to change in velocity direction on each radially divided mass centres}$.

In rotational motion, Radius between CG to radially divided R_{CG} (radially divided mass centres) as point masses around spinning axis through CG and its velocity on each radially divided mass centres are very important for analysis on combination gyroscopic effect when external forces are involved.

Radius (r) of $R_{CG} = 4r/3\pi$ as minimum radius; $r = \sqrt{I/m}$ based on mass moment of inertia of planets with constants.


Description	symbol	Mercury	Venus	Earth	Mars	Jupiter	Saturn	Uranus	Neptune	Pluto	Remarks
mass	m	3.30E+23	4.87E+24	5.97E+24	6.42E+23	1.90E+27	5.68E+26	8.68E+25	1.02E+26	1.30E+22	
mean radius	R	2.44E+06	6.05E+06	6.37E+06	3.39E+06	6.99E+07	5.82E+07	2.54E+07	2.46E+07	1.19E+06	
radius @ equator	r _E	6.38E+06	6.05E+06	6.38E+06	3.40E+06	7.15E+07	6.03E+07	2.56E+07	2.48E+07	1.19E+06	
equatorial velocity (self)	v _E	3.026	1.81	465.1	241	12600	9870	2590	2680	13.106	
angular speed (self)	ω = v _E /r _E	4.74E-07	2.99E-07	7.29E-05	7.10E-05	1.76E-04	1.64E-04	1.01E-04	1.08E-04	1.10E-05	
moment of inertia constant	C_i	0.346	0.337	0.3307	0.3644	0.2756	0.22	0.23	0.23	0.31	Ref. Wikipedia
mass Moment of Inertia (self-rotation)	I = C_i · mR²	6.80E+35	6.01E+37	8.02E+37	2.69E+36	2.56E+42	4.24E+41	1.28E+40	1.43E+40	5.70E+33	
mvr (self)	L = Iω	3.23E+29	1.80E+31	5.85E+33	1.91E+32	4.51E+38	6.94E+37	1.30E+36	1.55E+36	6.29E+28	
r = √(I/m) = r of R_{CG}	r	1.44E+06	3.51E+06	3.66E+06	2.05E+06	3.67E+07	2.73E+07	1.22E+07	1.18E+07	6.62E+05	Distance from CG to R_{CG}
Velocity @ R _{CG}	v @ R _{CG}	6.81E-01	1.05E+00	2.67E+02	1.45E+02	6.47E+03	4.47E+03	1.23E+03	1.28E+03	7.30E+00	= rω
torque due to Δv_{direction}	τ = Lω	1.53E+23	5.37E+24	4.26E+29	1.35E+28	7.94E+34	1.14E+34	1.32E+32	1.67E+32	6.94E+23	Live Torque due to self-rotation of planets. (gyro)
a due to Δv _{direction}	a = v ² /r	3.23E-07	3.14E-07	1.95E-02	1.03E-02	1.14E+00	7.33E-01	1.25E-01	1.38E-01	8.05E-05	
if r = 4R/3π	r	1.04E+06	2.57E+06	2.70E+06	1.44E+06	2.97E+07	2.47E+07	1.08E+07	1.04E+07	5.04E+05	CG of half circle
v @ R _{CG}	v _r	4.91E-01	7.68E-01	1.97E+02	1.02E+02	5.23E+03	4.05E+03	1.09E+03	1.13E+03	5.56E+00	=rω; r = 4R/3π
mvr	L _r	1.68E+29	9.60E+30	3.18E+33	9.42E+31	2.95E+38	5.69E+37	1.02E+36	1.21E+36	3.66E+28	r = 4R/3π
a due to Δv _{direction}	a	2.33E-07	2.30E-07	1.44E-02	7.24E-03	9.22E-01	6.63E-01	1.11E-01	1.22E-01	6.13E-05	r = 4R/3π
torque due to Δv_{direction}	τ = mar	7.97E+22	2.87E+24	2.32E+29	6.69E+27	5.19E+34	9.31E+33	1.03E+32	1.31E+32	4.03E+23	
Moment of Inertia	I = mr²	3.54E+35	3.21E+37	4.37E+37	1.33E+36	1.67E+42	3.47E+41	1.01E+40	1.12E+40	3.31E+33	r = 4R/3π
Moment of Inertia - solid sphere = I	$\frac{2}{5} mR^2$	7.86E+35	7.13E+37	9.70E+37	2.95E+36	3.71E+42	7.71E+41	2.23E+40	2.48E+40	7.36E+33	
r = √(I/m); solid sphere	r of R_{CG}	1.54E+06	3.83E+06	4.03E+06	2.14E+06	4.42E+07	3.68E+07	1.60E+07	1.56E+07	7.52E+05	
mvr	L = Iω	3.73E+29	2.13E+31	7.07E+33	2.09E+32	6.54E+38	1.26E+38	2.26E+36	2.69E+36	8.12E+28	
Mean distance from Sun (R ₀)	r ₀ = R ₀	5.79E+10	1.08E+11	1.50E+11	2.28E+11	7.79E+11	1.43E+12	2.87E+12	4.50E+12	5.91E+12	
orbital velocity	v ₀	4.74E+04	3.50E+04	2.98E+04	2.41E+04	1.31E+04	9.70E+03	6.81E+03	5.43E+03	4.74E+03	
mvr₀ orbital	L₀	9.06E+38	1.84E+40	2.66E+40	3.52E+39	1.94E+43	7.90E+42	1.70E+42	2.50E+42	3.65E+38	
v/r = a/v; orbital	ω ₀	8.19E-07	3.23E-07	1.99E-07	1.06E-07	1.68E-08	6.77E-09	2.37E-09	1.21E-09	8.03E-10	
orbital τ from mvr₀	τ₀ = L₀ω₀	7.42E+32	5.96E+33	5.30E+33	3.73E+32	3.26E+35	5.35E+34	4.03E+33	3.02E+33	2.93E+29	Do not use this, since R_{CG} & v
a _{orbital} due to Δv _{direction}	a ₀	3.88E-02	1.13E-02	5.94E-03	2.55E-03	2.20E-04	6.56E-05	1.61E-05	6.56E-06	3.81E-06	
orbital torque on R_{CG} if r = 4R/3π	τ_{0-RCG}	1.33E+28	1.42E+29	9.59E+28	2.35E+27	1.24E+31	9.22E+29	1.51E+28	7.02E+27	2.50E+22	
orbital torque on R_{CG} if r = √(I/m)	τ_{0-RCG}	1.84E+28	1.94E+29	1.30E+29	3.35E+27	1.54E+31	1.02E+30	1.70E+28	7.93E+27	3.28E+22	Orbital Torque due to Orbital gyro through R _{CG} .

Table 2.8.4e Solar System data analysis: radially divided mass centres (R_{CG}) r = 4R/3π ; r = √(I/m); ω is not feasible: r of R_{CG} = 4R/3π = CG of half circle has taken as minimum r for analysis on gyros between self and orbital spin; also compared with r of R_{CG} = √(I/m) with the help of mass moment of inertia (I) with constant (C_i) – data taken from Wikipedia.

Self-rotation gyroscopic torque level of planets are dominating against sun's orbital gyroscopic torque level except Venus and Mercury due to very slow speed of self-rotations. mvr itself is having a/v = v/r level of its magnitude as live torque for life cycle due to change in velocity direction on radially divided mass centres with respect to spinning axis through CG as gyroscopic effect. Self-rotation Torque level is ensuring conservation of angular momentum and orientation / resisting orbital gyroscopic effect and making / aligning of both self and orbital as combination effect and resulting orbital wobbling performance.

Low torque level on self-rotation can change its orientation like fig 2.8.4s; and also, like 2.8.4S...but precession as torque spinning direction must be similar to orbital direction (counter clockwise direction). orbital gyroscopic torque level can change self-rotation orientation when self-rotation torque level is low compared to orbital.

I took long time to understand combination gyroscopic effects of both self-rotation and orbital, I tried to simplify the logics in gyroscope for clear analysis and I explained in very easy manner to understand quickly without any doubts with 100% conformation.

Radius (r) of R_{CG} are calculated by using different formulas for analyses ...with mass moment of inertia and without mass moment of inertia as r = √(I/m), r = 4R/3π. Radius of R_{CG} (r) is very important for analysis on gyro in any conditions, since velocity directions on radially divided mass centres are involved on both self and orbital.

Remember: we need to consider moon/ satellite orbital performance and its orientation around the planets also in planetary self-rotation gyroscopic effect against orbital gyros on planets by sun's parallel pulls. Therefore, we need to consider the whole as mvr of planet's self-rotation + mvr of each moon orbiting performance (mass, orbital radius, eccentricity, magnitude of velocity and velocity direction) as a whole as planetary system's self-rotation performance as self-rotation gyroscopic effect against orbital gyroscopic effect by sun's parallel pulls. Sun's Self-rotation plane as plane of sun's orbital gyroscopic effect around BC must be taken/ considered as reference for analysis on planetary system's orientations...due to orbital gyroscopic effects between sun and its satellites' planetary systems.


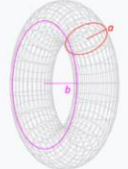
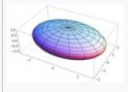
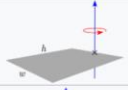
		About an axis passing through the center of mass: $I_x = I_y = m \left(\frac{3}{20} r^2 + \frac{3}{80} h^2 \right)$ $I_z = \frac{1}{2} m r^2$ $I_x = I_y = \frac{1}{4} m (r^2 + 2h^2)$
Right circular hollow cone with radius r , height h and mass m		
		About an axis through the center and perpendicular to the diameter: $\frac{1}{4} m (4b^2 + 3a^2)$ About a diameter: $\frac{1}{8} m (5a^2 + 4b^2)$
Torus with minor radius a , major radius b and mass m .		
		$I_a = \frac{1}{5} m (b^2 + c^2)$ $I_b = \frac{1}{5} m (a^2 + c^2)$ $I_c = \frac{1}{5} m (a^2 + b^2)$
Ellipsoid (solid) of semi-axes a , b , and c with mass m		
		$I_x = \frac{1}{12} m (4h^2 + w^2)$
Thin rectangular plate of height h , width w and mass m (Axis of rotation at the end of the plate)		
Thin rectangular plate of height h , width w and mass m		

Fig 2.8.4Z mass moment of inertia of Donut ...donut is 100% balanced system (domination as well as play) like gyro wheel. Matters in donut formation is having link with black hole and end stage formation of self-suicide formation...is enforced by universal transformation system as a final function (self-short circuit condition) of whole matters transformation process (end state formation to start a new universe* by adding / whole mass short circuit process) to create the opposite one for driving time without stop. space and time are not having boundary; everything is happening through mass transformation process as endless or start less process as 'start \rightleftharpoons end' process. Least level matters / least potential matters in Donut shape formation @ resistance less condition can short circuit them to create the opposite one as greatest added particle for driving the time further.

Radius (r) of R_{CG} is calculated by using Mass moment of Inertia = $I = mR^2.C_i$ and compared with $r = 4R/3\pi$. Self-rotation torque level and orbital gyro torque level @ R_{CG} are resulting combination effect and maintaining self-rotation orientation without change (except Venus and Mercury) and making orbit wobbling.

Note: donut shape formation of matters can help them to do conduction of energy through them and also neutralize the domination from one side to opposite side as mass value from one side to opposite side. It is like balance between one side to opposite side ...any potential values are meant for dividing and resulting effects as resultant factors as work done. CG of donut is located at empty space and is having high intensity of gravity generating penetrating particles, therefore the matters at/ around CG area are thrown away from centre due to conservation of angular momentum and low-level orbits. Black hole is having nothing, it is CG of donut formation of matters. Gravity generating rays are helping for formation of matters in shape such as sphere (no hole), donut shapes (hole) for transformation and resulting effects due to formation. Eco system on earth is because of formation of matters with conditions. Jet from black hole is accelerated matters splashed around the black hole, also conduction through donut formation as loop can generate potential in another loop and can show loops in one in another structure like atomic structure. all are electromagnetic particles as loops are one in another structure for transformation process with 'start \rightleftharpoons end' transformation process & resulting $\infty \ll \text{Past} \ll \text{Present} \gg \text{Future} \gg \infty$.

***Diving process:** human beings energy / life time / size is depending on atomic properties... starting is biggest one and end are smallest many. This is additional proof for energy with power diving and adding process considerations. As a human, we knew/ will know everything then others, then we have more responsibilities and we need to make sure / ensure living beings are secured/ freedom for living in an eco-system under human control / system's control ... remember system else is not available and You/ I/ We / They are system. Since the matters / materials are behaving like logics / machine / no mental power. Remember matters are having more power than human. Human being is a resultant factor from mass transformation process for realizing everything. Try to know your responsibilities. As a human Do you know the answer for Who are you? or Who am I? ... remember the source is 'The One' or the 'Opposite One' as a one as Electromagnetic transformation system. It is a process driven system as a common one for everything... without earth, the system can survive...since it is no loss or no gain system for surviving forever ...everyone is having start as well as end... no escaping mechanism is available... since you/ we are the system...system else is not available.

mistakes in science must be eliminated...for clear understanding...try to eliminate complications/ controversies; dividing process is helping to grow as a human with full of knowledge to realize everything (divided progress on

everything) to support everyone / every living beings with an eco-system as a system of survival for every living being...; (this is possible in dividing process only) ... as a human we have more responsibilities. Even cat or other living beings apart from human does not know about themselves... they are living like destiny / fate...but human can realize everything and can make changes for betterment of every living beings in our eco system. remember system else is not available; you/ we/ they are the system... you are available in all from particle to human beings. Domination between humans must be eliminated for eco system. we have to establish a common system for everyone. Remember potential is value is meant for dividing process.

Real time (matters transformation as processing) and Newton's Absolute time: Real time is running through matters transformation process (acceleration / deceleration depending on conditions) in live only, it can be considered as 4th dimension based on ∞◀◀Past ◀◀Present▶▶ Future▶▶∞ conditions. Newton's obsolete time is a common scale (no acceleration or deceleration) for measurement purpose only and can be considered as 4th dimension based on ∞◀◀Past ◀◀Present▶▶ Future▶▶∞ conditions. True Time running process is fully depending on matters Transfection Process only in live... past and future are not available now!

Note: here every one is having different perspective to understand the things...need to be evolved/ reviewed with different perspective to conclude them. Every one's viewpoint is very important and things must be realized and must be accepted for correction if any deviation from normal. Everyone should be in every one's stand to counter opposite sides like a debate on everything to conclude on everything with a common understanding...which can be acceptable by everyone and can behave with same/ similar wavelength. Here everyone is important ...not only human... as an eco-system as a survival system for everyone. Accelerated Consumption of natural resources by human is affecting life of the earth/ eco system...Save nature by mandating conditions with less consumption of natural resources...human domination must be turned into humanity...this is possible after reaching a saturation point, which is indication of satisfied level and to freeze the level by knowing everything/ differences with interrelations among everyone/ everything. Consumption of natural resources/ conversion more than required/ satisfied level is useless / waste of natural resources and affect life of the system. Save natural resources in raw nature without conversation for extent the life of the system. Remember... you are the system, is available in every one as self-driven system...cat should be a cat as pet animal for human as per its destiny...human can only realize everything and can support others to survive in eco system. Is the system expecting anything from human? get answers from you and do the needful as a human by realizing everything. Since everyone is important, ignorance is cause behind everything due to by natural default as natural phenomena for evolution. Remember dividing process, the universal transformation system can survive at any conditions without you and me or without earth or without our galaxy...the system is in normal transformation state @ any conditions as self-driven system by matters properties. Understanding between/ resistance between Domination control (a) as well as Play control (v) are driving the time through matters transformation process. The system can survive forever without fail; everything is in matters/ materials hand as transformation processes as endless / startles process.

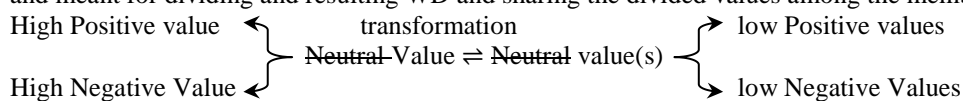
2.9 Value (Potential) Transformation process

A form of Value (potential= +ve value Vs -ve value) ⇔ Zero + Another form of value(s) + resulting WD (⇔ = time) (zero is indicating past value, and work done is indicating resultant value). (This is analysis on process of creating relative differences from the neutral one) We can derive differences or opposite simultaneous potential values from the neutral. Since, the neutral is acting as mirror for simultaneous opposite things. But both +ve and -ve are opposite relative members/ components of the system. No one can exist without another.

As derived above, where ever force is there, there should have energy transformation process; but, no change in total energy with total power forever. i.e., E=C and P=C forever. No/ Without potential means, there is no value, i.e., there is no energetic / valuable transaction among them (members).

Therefore, we have to convert transformed least values of potential energies (at end state) into a big potential energy (at start state) as recycling process to restore the time {{least energetic x more members} into {highest energetic x one member}} for further time running process. Energy with power adding process will be done by gathering all least value members themselves due to resistance less condition among them for restoring divided time into one member (the stored time); Gravity force is helping them to gather every one for adding.

Example: 1 number of 50%+ve Vs 50%-ve ⇔ 100 number of 50%+ve Vs 50%-ve; i.e., Series combination ⇔ Parallel combination; since, Energy with power is constant forever within the system. Divided time is stored during adding process. Transformation process is resulting work done. Potential is value and meant for dividing and resulting WD and sharing the divided values among the members.



* We could get certain work is done while transformation (dividing process).

* {+10 <=0=> -10} for source and {+10 =>20<= -10} for load; 0 = neutral;

Null = Zero is indicating empty space; neutral = 0 is due to potential values is indicating matters as Forces in equilibrium state for transformation; neutral zero is not null or empty space. It is source neutral as forces in

equilibrium state as $\{+F \Leftrightarrow | \Leftrightarrow -F\}$; i.e., Concurrent opposite potential energy's charging and discharging properties are explained in systematically as said below.

Source (neutral Zero) Positive voltage $\Leftrightarrow \Leftrightarrow$ Negative voltage Load (value)	Discharging in Source Positive voltage $\Leftrightarrow \Leftrightarrow$ Negative voltage Charging in Load	Create (Potential Value) Positive Potential $\Leftrightarrow \Leftrightarrow$ Negative potential Colloid (Zero + Potential Values +WD)
---	---	---

Proof: AC Transformer, Newton's 3rd Law, Mirror Rule, Ohms Law, Law of Conservations, Electromagnetic circuits, any potential values... etc.

Example: consider a simple word creation was taken place within the system; that word is "True<<<0>>>False"; here, the both +ve and -ve word must have come from neutral simultaneously. If we want to remove one side, we have to remove opposite side also instantly; at the same time, if we want to create one side, we have to create opposite side also instantly. Therefore, a simple removal of a word from system is: "True>>>0<<<False"; after removal, we could see certain work might have done inside the system from creation onwards. i.e., true and false both are simultaneous value, but both are in under control of neutral. Neutral is not like empty space or 0; is **Force***. Mirror rule is talking about, "Simultaneous action" is reason for static with dynamic as a controlled transformation process (resistive). i.e., Potential value is having static properties and transformation through power is having dynamic process. the time is running based on energy with power transformation processes. i.e., {a form of 100% = (50% Positive) + (50% Negative) \Leftrightarrow another forms of 100% = (50% Positive) + (50% Negative)} (\Leftrightarrow = time) i.e., the System's Value (potential) is under static (E=C; P=C and F=C) but the processing (characteristic properties) (\Leftrightarrow) (time running) are under dynamic. But, Static x Dynamic – both are having opposite relation. Newton's 1st, 2nd, 3rd laws + Mirror Rule are taking about Static + Dynamic properties of creation.

2.10 Time (Final Review)

First, I have done deepest analysis between Series, Parallel combination and AC transformer (electricity Source with Load combination) based on Law of Conservation of Energy under transformation condition for identifying characteristic Properties of Electricity under Transformation. Resistance is separating both positive and negative potential from the middle point of neutral in systematic way. i.e., resistance is building the potential energy with power from neutral in systematic manner as explained in power-built structure and it is resisting mixing together at source. It is mean that, keeping positive and negative polarity in potential; hence, each member itself has 'resistive voltage'. $R=V/I$ and the resistance is very important for declaring the Time duration (life time) of energy with power transformation process from one form into another form (start to end). The speed of transformation process is also depending on resistance value or Voltage.

Life time (t) is directly proportional to Resistance, i.e., time is directly proportional to Voltage and inversely proportional to Ampere. Since, R is directly proportional to Voltage under transformation; so that, the voltage is inversely proportional to ampere "at the same time" the current is inversely proportional to voltage under transformation.

{Resistance: "The **electrical resistance** of an is the opposition to the passage of an electric current through that element" –from Wikipedia}; As per 2.1.2 "R is never constant" in transformation process or energy with power dividing and adding processes within the electricity; we must consider always closed circuit for any circuits (in open circuit, the resistance value can be considered/ calculated based on loss due to time). In transformation system, the Resistance value is gradually reducing during Energy with power dividing process from start to end; the time is running based on transformation. i.e., Conversion process between 'start to end' and 'end to start' are driving the time without start 'at the same time' without stop or "Start \Leftrightarrow Stop"; actually, we cannot/ could not make any open circuit to stop the time running process; but we can reduce the acceleration of time running process by reducing consumption rate (reducing transformation speed). Transformation is happening through power. $t = VIt/VI$. Time storage is meant for dividing process and resulting work done as all kind of resultant factors in the universe. Both positive and negative potential energies are relatives and having equal magnitude for driving time running transformation process. Time running transformation process can run/ survive forever without fail; the time is running through live transformation process only; i.e., the past was changed / transformed /happened when the past was in present state; likewise, the future will happen when the future will come in present state. Look everything in present live single frame in 3D. in really 4th dimension of true time is not available...everything is happening in live... no past or future is available now and can be considered as 4th dimension based on $\infty \ll$ Past \ll Present \gg Future $\gg \infty$; (Newton's obsolete time is scale for measurement purpose only and can be considered as 4th dimension based on $\infty \ll$ Past \ll Present \gg Future $\gg \infty$ as common scale) is important us to measure all the changes in matters transformation (real time running process); no other way for us to measure transformations; we (human) cannot ignore Newton's Absolute time; also, no acceleration or deceleration on Newton's Absolute time. This is system theory, can talk with us on any situations if we try to change or ask questions?. The time running process can survive forever.... It Has $\ll \ll$ Infinite Past \ll Present \gg Infinite Future $\gg \gg$. The similar past will come in future as future... no way to go back... also no escaping mechanism is available... since you are the system. Changes are happening in Live present frame only as live transformation as Electro-Magnetic Transformation system.

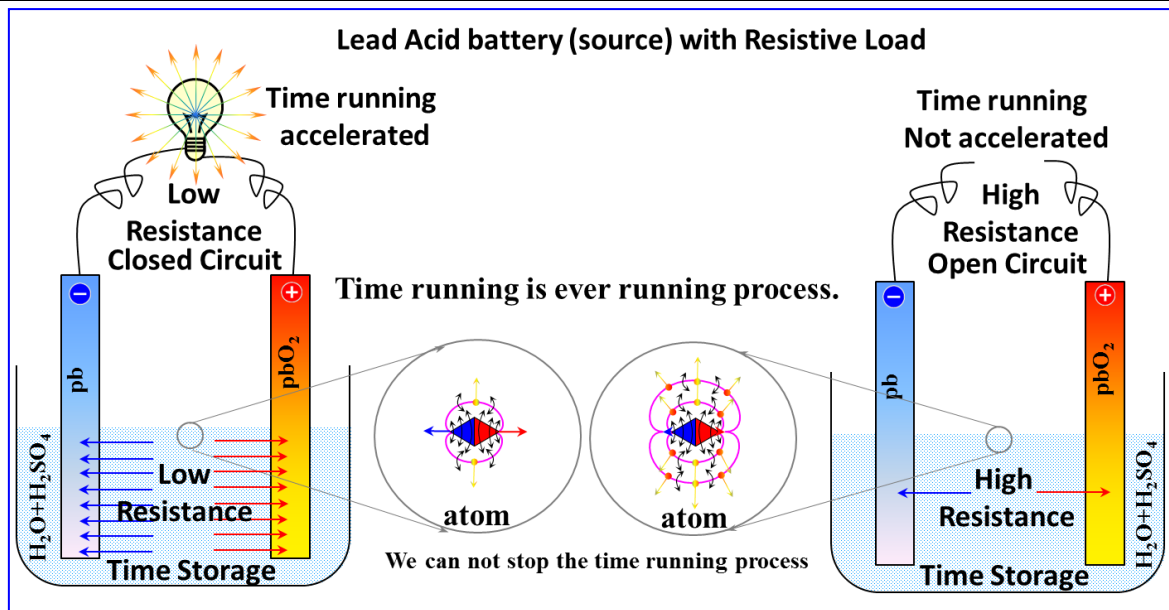


Fig. 2.10a Lead acid battery in closed and open circuit (time storage and time running)

The atom's loops are in closed condition while keeping the conductor in open circuit; in closed circuit, the atom's partial loops are transferred to load through conductor by attraction process for accelerating the time running process speed. i.e., Atom's small loops are transforming into bigger loop through conductor's atoms by attraction while closing the circuit at load. Closed circuit is indicating energy with power structure. Time storage from source is flowing through conductor and divided (running) through power at load in live.

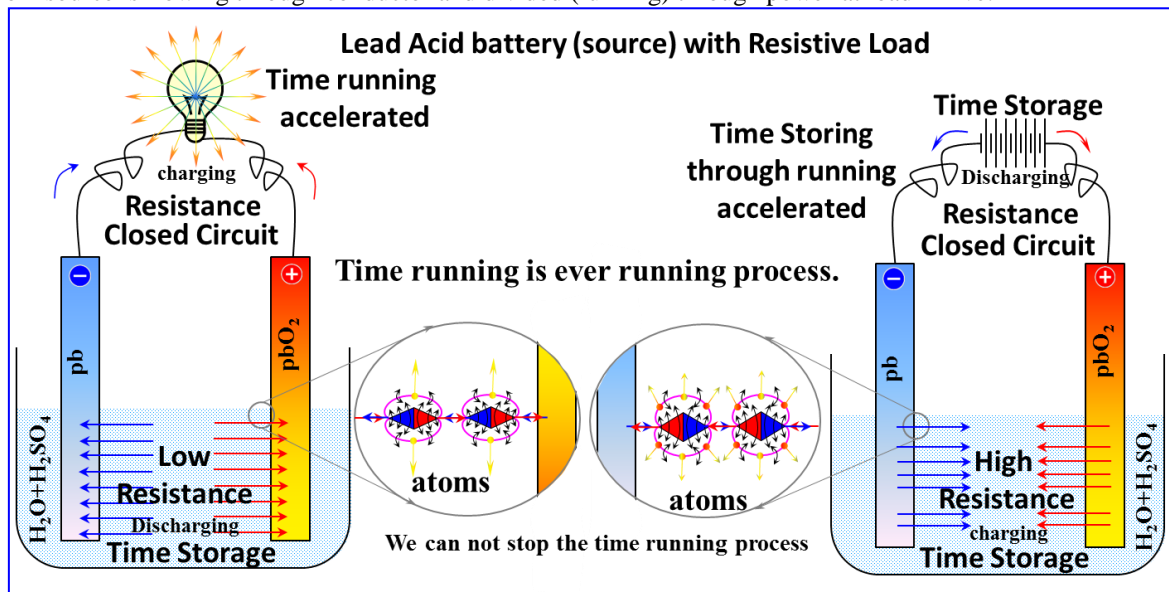


Fig. 2.10b lead acid battery with closed circuit under charging and discharging condition

During charging, the Time storage from one source can be stored into another source by running (driving) the time through attractive bonding (series combination). Storing can be possible from high potential to low potential. Higher potential is acting as source and lower potential is acting as load. For storing both +ve and -ve potential energy must have move equally from source to load. In closed circuit, both +ve and -ve potential energy are moving (running) from source to load and storing the time by attractive force and pressure. During discharging the higher energies are moving opposite to one another and storing the energy at high resistive load and stored energies are leaving as light rays/ radiations/ heat...; The stored particles are throwing away from load due to high pressure (high resistance).

Charging and discharging properties can be analyzed by using capacitor for better understanding as explained below. Both positive and negative potential energies are flowing from source to load for storing as particles / members at load neutral region.

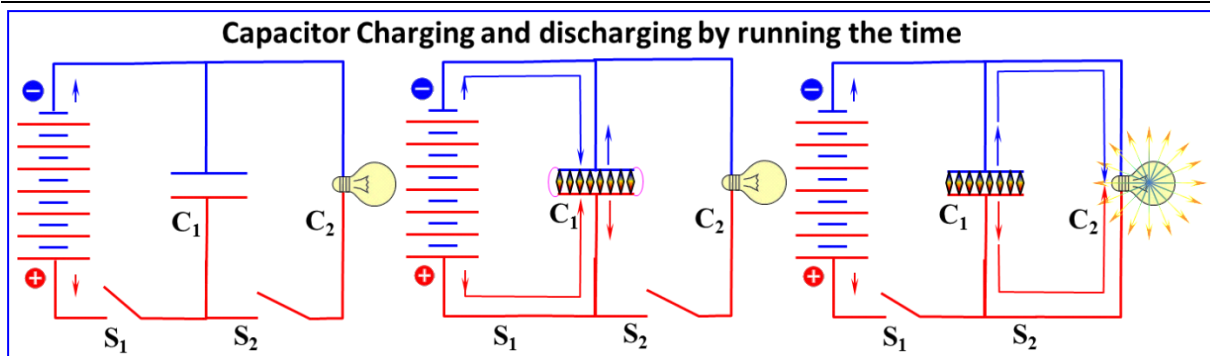


Fig.2.10c Capacitor charging and discharging by running the time

Time storage from battery is storing in capacitor by accelerating speed of normal time running process (resistance is low between the parallel plates (for energy storage in device) compared with resistive load (for light rays' generation); pressure intensity is more in resistive load and lower in capacitor load due to more area). Similarly, stored time in capacitor is discharging by accelerating the speed of normal time running process. Discharged potential energy is converted or divided into light rays through high resistive load. The resistive load is reducing the rate of flow and increasing intensity, higher potential resistance with higher pressure is generated due to attraction between positive and negative potentials at load.

Energy with power is subtracted from source due to force at high resistance area and the subtracted energy with power is escaped/ throws away as light rays (centrifugal force).

Light rays are child particles having source with load structure. i.e., the energy with power of source is divided into a greater number of members under transformation.

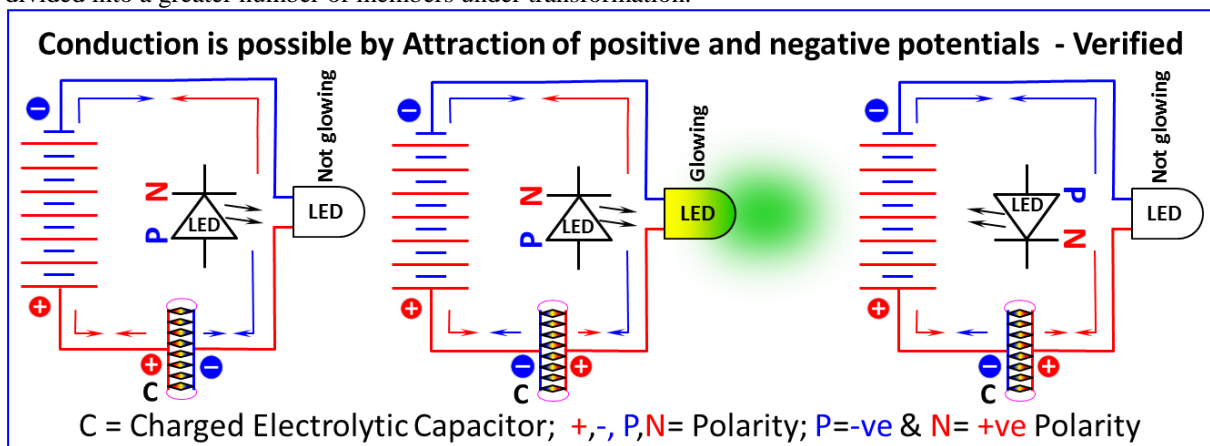


Fig. 2.10d polarity direction of Potentials; attraction leads to Series & repulsion leads to Parallel

Electricity is flowing through them while connecting the members in series (attracting activities) and electricity is not flowing through them while connecting the members in parallel (repulsion activities). In series, the individual loops are transforming into universal loops because of attraction, which creates electricity flow through them from high pressure to low pressure and we could see unique control and activities among them; but in parallel, all are acting individually with their individual / own control due to repel action among them; therefore, no energy flow through them. In PN diode, P type is having negative potential polarity and N type is having Positive potential polarity. This was arrived based on comparative study on battery, capacitor and diode. But both the polarities are opposite to one another in all.

Therefore, the conduction is possible only in series combination not in parallel combination. Series combination is indicating added structure and parallel combination is indicating divided structure. Dividing process is loss to the current state. That is, attraction process is indicating added structure and repulsion process is indicating parallel combination. Fundamental principles are same in everything. We must identify the general (common) principles in everything for better understanding about the system. We (/system) cannot ignore anything for our convenient as a universal transformation system's concern; as an individual you and me can ignore anything for our convenient / betterment. System is keen to reach its destination of endless / start less time running transformation process (controlled = resisting) + effecting / resulting work done. All are having similar natural phenomena only; we have to interpret properly to understand the natural phenomena as it is.

In the following, the natural properties of electrolytic capacitor, PN diode, battery / cell are having similar physical properties to relate each other with similar relations and are having relative differences as a function of its own properties.

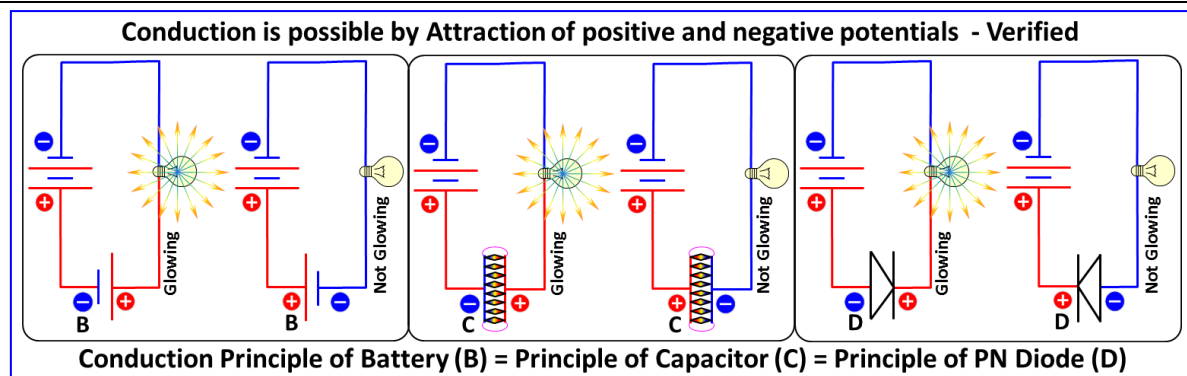


Fig. 2.10e similarity between Battery, Capacitor and PN Diode.

Electricity is flowing opposite to one another due to attraction. Without attraction the electricity cannot flow through them; but each and every one (members) is having loop structure with individual control. i.e., members in parallel combination are acting individually with their own control due to repel action; therefore, the time is running individually. Then the members in series combination are acting with unique control due to attractive action and their time running process is in unique control. Newton's 3rd Law + mirror rule is playing major role in everything. i.e., where ever force is there, there should have energy with power transformation. Since Newton's 1st and 2nd and 3rd laws are having inter relation under transformation and playing major role in everything.

Time running and transformation is having direct relation. "No energy can transform within 0 time from one form into another form; at the same time, the energy cannot remain without transformation with respect to running of time" – Proof: matter; atom, battery, capacitor, magnet, etc.; i.e., the stored energy is never-remain constant in one form without transformation. Energy transformation is running the time or due running of time, the energy is transforming from one form into another form. Therefore, the time running process is ever running process under transformation. i.e., the source energy is reducing during passing of each and every second and the reduced energy is converted or divided into so many no. of energies through load as power.

The resistance value for open circuit can be calculated based on loss due to time and can be considered as resistance value for open circuit. i.e., Closed circuit is also indicating that, the resistance in-between the open circuit/ both the ends. The resistance value is deciding the time period of the energy with power conversion process from start to end. $V \propto R$, $I \propto \frac{1}{R}$ and $I \propto \frac{1}{V}$ under transformation; which is causing that the time running is ever running Process.

Energy Transformation process is happening from one form into another form through Power- this is indicating "Never open circuit" within the system -The time is ever running process without any interruption (stop or start). The open circuit is not indicating that, the time is not running; do not consider like "the time is not running in open circuit"; the resistance value can be calculated for open circuit based on loss due to time.

The system is changing itself as energy with power dividing process and adding process to drive the time. That is indicating, time is running without stop 'at the same time' without start or "Start \rightleftharpoons Stop"

Therefore, we must consider certain resistance in between open circuit based on loss due to time. i.e., Each and every member's energy with power is transforming / converting itself as dividing itself into so many numbers of energies with powers due to loop structure to drive the time, even If we store the energy and keep it in open circuit. (Proof: Generator with open circuit, Tesla coil, Transformer, battery, magnet etc.)

All and everyone are showing as different as per our perspective. How we are perusing? It is very important. We can bring all the differences under the common one by using systematic approach to make clarification with 100%. A common one can show so many different with respect to each one's perception and we are making so many different from a common one. This time theory is derived based on universal conversion process or transformation process. By using this, we can bring everything under the common one.

Importance of Ohm's Law: while dividing and adding processes, each and every member's source ($\frac{1}{2}VI$) with Load ($\frac{1}{2}VI$) is independently transforming as shown in below with respect to running of time.

Each Member's limits are Start = $\left\{ \frac{V_{\text{Highest}}}{R_{\text{Constant}}} = I_{\text{Highest}} \right\} \rightarrow$ **End** = $\left\{ \frac{V_{\text{Lowest}}}{R_{\text{Constant}}} = I_{\text{Lowest}} \right\} \rightarrow$ Ohm's law is analyzing each member's properties under transformation and meeting with law or principles of universal transformation system.

Total System limits are Start = $\left\{ \frac{V_{\text{Highest}}}{R_{\text{Highest}}} = I_{\text{Least}} \right\} \rightleftharpoons$ **End** = $\left\{ \frac{V_{\text{Least}}}{R_{\text{Least}}} = I_{\text{Highest}} \right\} \rightarrow$ principles of Universal

Transformation system is analyzing total system's properties under transformation. this is having principles of all... Ohms law, AC Transformer; Law of conservation of Energy, power, mass and momentum; Series parallel combination under transformation, mirror rule, newton's 3rd law;... etc.

Above said Series and parallel under transformation derivation is suitable for all the applications. Always we are using Transformer for all the applications. Therefore Series, parallel principles are equal to AC Transformer principles; Hence, Ohm's law is failed to meet the requirement of AC Transformer. But ohm's law is meeting with each and every individual's transformation properties. Note: This is actual condition and we are using this concept regularly in all the applications. Example Capacitor, Diode, resistors etc. are designed based on the Voltage rating as well as Current rating. The resistance value per member shall/ should be increased based on increase in Voltage rating ($V \propto R$) under transformation.

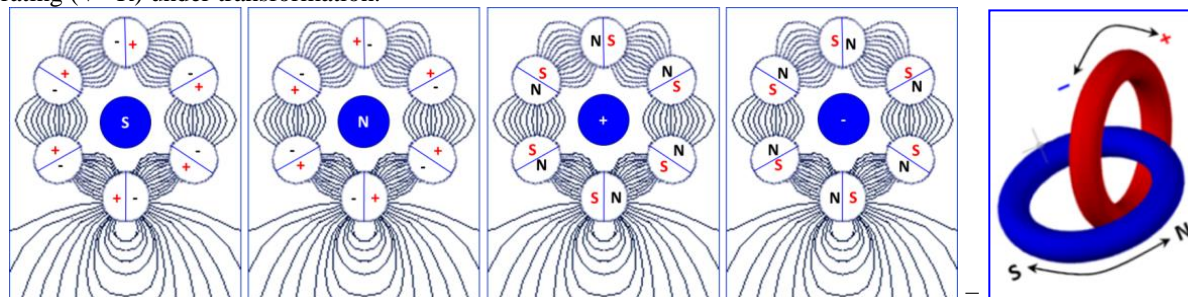


Fig. 2.10f Bonding of Atoms in loop shape can create potential in another loop

In the above said diagram, bonding of electric atoms in loop shape can generate potential in magnetic loop is shown. Refer open and short circuit for more clarification.

Example: electric short circuit loops are over the magnetic universal loop(s) as explained below

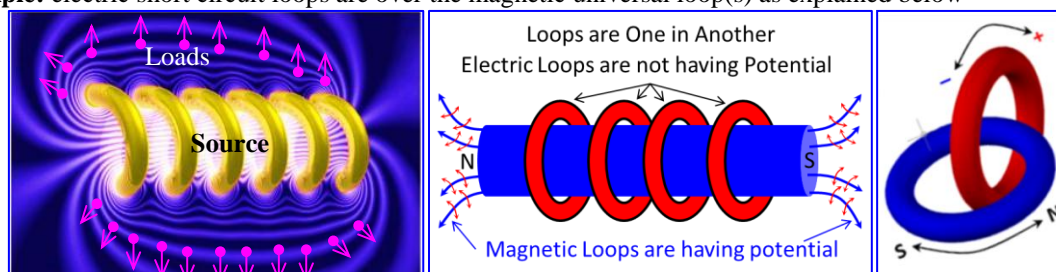


Fig. 2.10g Magnetic structure: Electric Short circuit loops over the magnetic potential loop(s)

In the above diagram, magnetic structure is updated based on analysis done as above. Any circuit must have both the loops and the loops are once in another. One loop must have time storage in the form of potential and another loops cannot get potential and is indicating short circuits. Both are for dividing / adding processes.

i.e., the magnetic potential energy is tied by electric potential less loops. Both the loops are depending each other for transformation process as dividing process + WD. Tied time is running through power as live time running process to execute the transformation system. Transformation process is driving the time.

Attractive force is directly proportional to Power (transformation). And Newton's 3rd law is playing major role in transformation system.

Transformation system can survive forever without fail under transformation (Series \Leftrightarrow Parallel). i.e., $\lll \Leftarrow \Leftarrow \Leftarrow$ Infinite Past \Leftarrow Present $\Rightarrow \Rightarrow \Rightarrow$ Infinite Future $\Rightarrow \Rightarrow \Rightarrow$;

2.11 Changes in Space is Time running process and depending on matters transformation (only).

Space (universe) contains matters (contain energy with power particles) and non-matter space (empty space). Empty space is occupied with matters and the matters can deform, but the non-matter (empty) space cannot deform. The time running process is fully depending on energy with power transformation (matter's transformation only). Energy (time storage) and power (running time) both must be available in system to drive the time.

Energy flow rate under transformation is derived below based on $VI = C$ and $VI t = C$. life time of series = life time of parallel. (\dot{v} = volume flow rate) as per AC transformer's principles; Rememebr: AC transformer is a power trnaformer; it is tranforming total energy with power in live condition as a whole; if we compare this with time stored devices like battery, capacitor , atom etc... then series can be taken as stored time and parallel can be taken as divided time; then ' $t_s > t_p$ ' and the time is divided from series to parallel through power and driving the time running tranformtion process. therefore $\{t_s = 't_p \cdot \text{Number of divided Memerbs}'\}$; based on individual and universal or as whole, the perspective are different; the differences between individual proepertes Vs Universal properteis are fate under trnsforamtion process. each individual has its own control / freedom but as a whole /groups the universal tranforamtion system is controlling each one under the system control to ensure trnaforamtion process and delivering workdone forever without start & without stop or 'Start \Leftrightarrow Stop'. The matters are under processing state and resulting effects as workdone for ever without start or stop; all matters are doing its duty as processig as rules and regulations as fate to reach its destination of 'Start \Leftrightarrow End' processes.

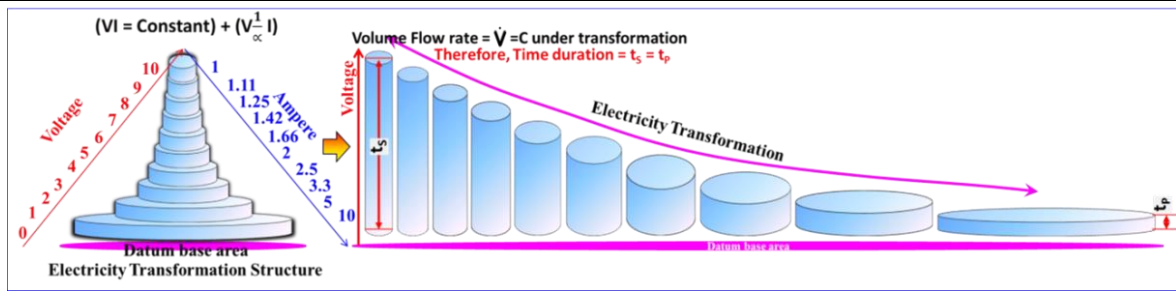


Fig.2.11a Energy flow rate under transformation – AC Transformer’s principles (Series to parallel as a whole)

Velocity is higher in series combination and velocity is lower in parallel combination. This is maintaining normal process inside the system. i.e., Energy and power both are constant forever within the transformation system to drive the time without start ‘at the same time’ without stop.

Energy with power has mass and mass has energy with power; there is no change in mass with respect to combinations as said above. Therefore, mass = constant forever. The mass cannot get increase or decrease due to increase/ decrease in external (resultant) KE or PE or external force and meeting with the principles of universal transformation system. i.e., in Theory of Relativity, the mass can get increase due to increase in resultant KE or PE. that is not possible as per universal transformation system’s principles. External or resultant KE and PE (due to gravitational force, external force, due to burning, etc.) are depending on mass energy with power; but mass energy with power is not depending on external KE and PE for transformation process. But, these (external) can be used to transform the mass energy with power from one form into another form and can be used to accelerating the transformation process. Therefore, Displacement due to velocity energy (External KE) without acceleration ($KE = C$) (velocity= C) is not having direct link with time; since it is resultant factor of supporting natural phenomena due to mass transformation process. Matters transformation (time running process) can make changes in space and time; i.e., changes in space and time running process are having link when Force is involved. Note: here time is indicating time storage + live time running process. Change in space is nothing but time running process.

Sl. no	Description	Acceleration (a)	Velocity (v)	Remarks
01*	Displacement due to	Acceleration on matters: Force is lead to dividing process (atomization and increasing number of particles) which consumes atomic energy (burning) and resulting work done (KE).	Velocity on matters: Here velocity is ~constant. KE (velocity) is resultant factor. KE is not having direct link with time and having link with changes in space. But atomic (matters) time running process is running normally due to closed circuits in atoms.	Force must involve to make changes in time. Without force the time cannot run (no change in life time to do anything). No WD. (remember: force is reason for any velocity / KE) We can use work done/ resultant KE for transforming electro-magnetism from one form into another form. (like electric power generator)
02*	Electro-magnetic transformation (internal = matters = atomic)	Force inside the particle is dividing the source energy and resulting KE on divided particles & make changes in space (displacement) and time (time taken for traveling).	KE on particles can make change in space. But the KE is generated by mass transformation process only.	Always force is involved in Internal (matters = atomic = electro-magnetic) energy transformation. And making changes in space (displacement). Change in space is nothing but time running process.
03*	Velocity (KE) with acceleration (PE) (both internal (electromagnetic) and external factors (Gravitational))	Potential energy The direction of KE is always changing due to PE. Gyroscopic effect is caused by fight between v and a on radially divided mass centers; velocity couples on radially divided mass centers is ensuring Conservation of mvr as energy with gyroscopic effect-secondary mvr.	Kinetic energy	Ex. Satellite rotating around the planet. All the changes in ‘space and Time’ are based on Force. (electro-magnetic transformation = attraction, repletion). (collision and penetration process of matters)

Table 2.11a Acceleration vs Velocity comparison (both are having opposite relation)

Anyway, the force is involved for any displacement in space. Without force the time cannot run. Where ever force is there should have changes in Space and time. Atomic time is always running without fail for making changes in space due to closed circuit. We cannot compare the principles independently in velocity and in acceleration. In any system Acceleration-velocity are unique. Both velocity and acceleration are involved in changes in Space and time. (Velocity (mv or mv.r) is part of centrifugal force in dynamic condition; acceleration (ma) is part of centripetal force in dynamic condition; both are opposite to each other and are relatives under creation; are meant for transformation and delivering effects through Resistance to transformation as control). Primary mvr is generating secondary mvr as gyroscopic effect as torque when external Force is involved.

Availability of Parallel universes in our system is possible. Since, there is no boundary for our space and time. (Time running process is depending on matters transformation process only); boundary x without boundary: boundary is under one control (one universe); Number of controls is not in boundary.

As per Newton's 3rd law: "Any action there should have opposite reaction" (both are opposite to one another and mirror to one another). time running process is fully depending on Energy with Power Transformation (Force). KE or PE are depending on mass energy with power transformation. Our universe have "matters" + "space without matters = empty space": i.e., two different things in our space or universe; one is 'matter' another one is 'space without matter'. We can not create more than two differences with respect to system's neutral consideration (Mirror Rule $(+F \Leftrightarrow | \Leftrightarrow -F)^*$). Try to break this rule if Possible...!!!...I failed. If we break this rule, then we can change everything as per our wish...!!! Remembr you are the System...!... you can not / could not break Your Rule...!

Matter has energy, at the same time, energy has matter. – Einstein; therefore, energy with power consist acceleration, velocity, mass etc. But space without matter has not consist anything. i.e., matter is in the form of dynamic (always changing) and 'space without matter' is in the form of static. i.e., the 'matter' is plaining inside the 'space without matter' through transformation processes. But both are opposite relative components of the system. and based on the natural system's principel "one side value must have opposite relation to another side value" in systematic way to do transformation or to drive the time. No one can exist without opposite side; both are created at the same time from the source of neutral as $(+F \Leftrightarrow | \Leftrightarrow -F)$. .

Force is essential to do anything. Without force (this is not possible) there is nothing / no running of time. Force-Power (Collision & Penetration) relation is very important to define the changes in Space and time. There are two things, one is Velocity and another one is acceleration; these two are available in everything and making changes. Changes in Space and time are happening based on matter's Transformation process only (mass Energy (electromagnetic) with power transformation from one form into another form). Force is essential to do energy with power transformation (internal) 'at the same time' mass energy with power transformation from one form into another form is resulting Force (external) (balloon example rocket).

Time: here we have to talk about two things. One is the matters deformation / conversion (because of Force \propto Power) from one form into another form is driving the time because of transformation (energy with power dividing and adding processes). the force is essential to drive the time in the form of transformation / deformation through power ($P \propto F$). And another one, there is no time running process when the matters are moving with inertial movement (no force or power is involved); Example constant velocity on matters (KE = is resultant factor like work done). Time running process is purely depending on mass transformation processes; without mass transformation / deformation, (energy with power transformation from one form into another form) the time cannot run. But time is running in all the matters (internal) through atomic closed circuits.

Gravity: This is generated by matters because of mass transformation process (energy with power dividing process ($\ast \rightarrow \ast\ast$ (each and every particle is divided into many))) toward the center of the matters when the matters are emitting least value particles as radiation. (This is having Force-Power relation). Which are all least level penetrating particles can penetrate and pass through on interfering masses by its speed; which is creating gravity force. If there are no interfering masses means no gravity even though penetrating particles are available.

Analysis on Space and time for linking with Life time transformation:

Here I have done analysis on Space and time concept to find out logics and to make link with Life time transformation processes. Matters (atomic) Life time transformation process (energy with power dividing and adding processes) is making change in Space. Force-Power relation is involved in live time running process. Matters transformation is link with system's life time (energy) and live time (power) concepts. Newton's absolute time is a standard scale to measure all changes (including acceleration and deceleration on real time running transformation process(s).) in matters transformation. The changes in Space and time are depending on Energy with power Transformation processes. Force is essential / required to move a body from one place to another place. Without Force there is no changes in Space and Time. Energy conversion/ transformation is generating force to move a body from one place to another place (work done), therefore changes in space and time are depending on Energy with power and its transformation processes.

Collision and its Energy transformation: (Gravity force is not considered here) (analyzed by using Algodoo)

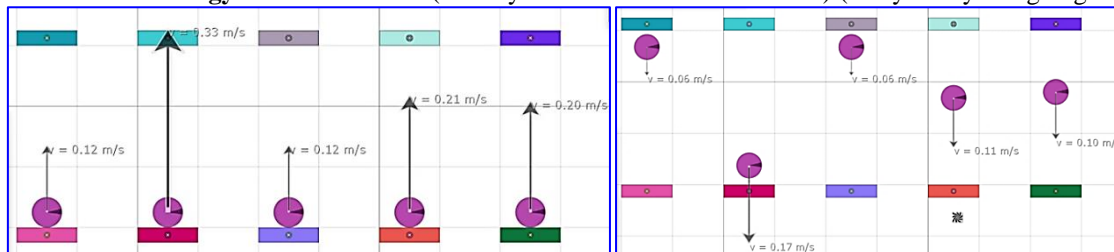


Fig.2.11b Sphere clock with collision (before and after Collision)

	mass	distance	Before		time	Collision	After		time	Δv	$\Delta t = 1$	$(\Delta v)/(\Delta t)$	$\Delta E/\Delta t$	ratio	$F_{Th} = ma$	Const.	$\Delta p = p1 - p2$	P_{act}	ratio		
	m	d	u	$p1 = \mu$	KE = E1	$t1$	F_{act}	v	$p2 = mv$	KE = E2	$t2$	u-v	@ F	a	$E1 - E2 = P$	$E1/E2$	ma	F_{Act}/ma	$\mu u - mv$	$F_{Th} \cdot \Delta v/6$	v/u
1	0.0245	0.6250	0.12	0.0029	0.0002	5.21	0.4418	-0.060	-0.0015	0.0000	-10.42	0.1800	1	0.1800	0.0001	4.00	0.0044	100	0.0044	0.0001	-0.50
2	0.0245	0.6250	0.33	0.0081	0.0013	1.89	1.2149	-0.165	-0.0040	0.0003	-3.79	0.4950	1	0.4950	0.0010	4.00	0.0121	100	0.0121	0.0010	-0.50
3	0.5000	0.6250	0.12	0.0600	0.0036	5.21	9.0000	-0.060	-0.0300	0.0009	-10.42	0.1800	1	0.1800	0.0027	4.00	0.0900	100	0.0900	0.0027	-0.50
4	0.4300	0.6250	0.21	0.0903	0.0095	2.98	13.5450	-0.105	-0.0452	0.0024	-5.95	0.3150	1	0.3150	0.0071	4.00	0.1355	100	0.1355	0.0071	-0.50
5	0.0200	0.6250	0.20	0.0040	0.0004	3.13	0.6000	-0.100	-0.0020	0.0001	-6.25	0.3000	1	0.3000	0.0003	4.00	0.0060	100	0.0060	0.0003	-0.50
unit	kg	m	m/s	kg-m/s	Nm	s	N	m/s	kg-m/s	Nm	s	m/s	s	m/s ²	Nm/s	--	N	--	N	Nm/s	--

Table 2.11b Sphere clock with collision calculation

Here Energy reduced by four times while collision and reduced energy is transformed as Power \propto Force (Force can divide the members like sparks, heat rays or radiation etc..; and also, the time taken is increased by two times for travel after collision to reach their home position.

Power (change in energy / change in time) is directly proportional to Force and change in velocity; $P \propto F$ and $P \propto \Delta v/\Delta t$; power is having direct relation with Force like Force = Power. ($F = P \cdot \Delta v$).

Therefore, Power and Force are having direct link and none of the one can be appeared without another. $P = \text{Power} = F \cdot \Delta v \cdot \text{Constant}$; (Verified as described in the above table).

$\Delta v = \text{change in velocity} = u - (-v)$ in m/s; Velocity ratio = $v/u = \text{constant} = 0.5$

Time taken ratio = $t_1 / t_2 = 0.5 = \text{constant}$ (ratio of Time taken for travel before collision and after collision)

Energy \rightarrow Power.time \propto Force.time \Rightarrow making changes in space \Rightarrow is Time running transformation

process: changes in space and time is depending on mass energy with power transformation process(s). When we talk about transformation system, the velocity and acceleration are unique properties of system. Both are having fundamental relation as opposite relation (both are depending each other for driving the time). we can define any system by using the combination principles of acceleration vs velocity. Constant Velocity on matters caused by dividing force is not involving in time running transformation process during start state and having 100% contribution during the end state through gravity generation. All the matters are dividing their energy by force and adding KE on their divided energies. Divided Particles magnitude are depending on mother atoms.

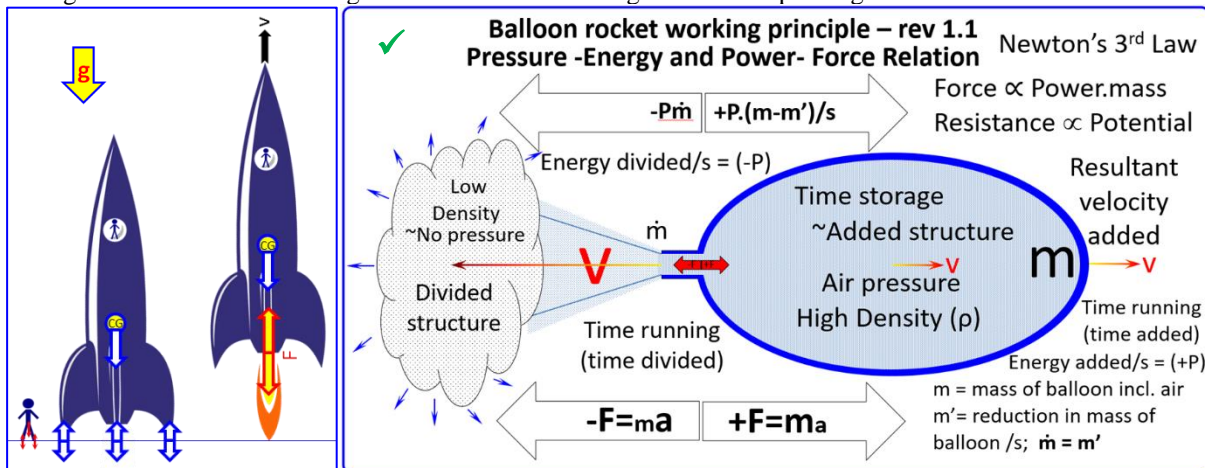


Fig.2.11c 'Force.time' is reason for changes in Space and time (Rocket Engine [16]) (Force-Power relation)

Consider the Pressure energy is transforming into Kinetic energy in rocket engine and that transformation process is resulting work done (moving of rocket from one place to another place) (considered or taken as external kinetic energy or resultant kinetic energy or reacted kinetic energy) on body (rocket). Remember, the energy consists time storage, which is divided through transformation process and resulting factors such as reacted kinetic energy on the body. Therefore, movement of rocket from one place to another place is depending on internal energy transferred to outside; (the internal (indoor (high Pressure)) pressure energy is divided to outside (outdoor (low pressure))). Here we have to consider external influences (external Resistance & external Acceleration) to determine the resultant. During internal energy transformation process, the life time of the pressure energy is divided through nozzle during the transformation process. It takes certain time to transform internal pressure energy into Kinetic energy. External influences are also generated by the internal energy transformation processes only. Therefore, changes in Space and time is depending on internal Energy with Power transformation processes with external influences. i.e., work done is resultant factors under any transformation process.

Force-Power calculation for Balloon: Force: Action = $-F = \text{Reaction} = +F$; Change in Momentum: $-\Delta p = +\Delta p$; Force (F) is directly proportional or = to change in momentum (Δp); Power: $-P$ is not equal to $+P$; However, $\left\{ \frac{m-m'}{s} = \frac{-P}{+P} \right\}$ or $\left\{ -P \cdot \dot{m} = +P \cdot \left(\frac{m-m'}{s} \right) \right\}$ and $\left\{ -P \cdot \dot{m} = +P \cdot \left(\frac{m-m'}{s} \right) \right\} \propto -F = +F$; $m - m'/s = (\text{mass of balloon} - \text{reduction in mass of balloon})/\text{second}$; $\dot{m} = \text{mass flow rate}$.

Force.time-Power.time Relation: Similarly Force.time is having direct relation with transformed Energy;

Force.time = \propto transformed Energy. If there is no Force means, there is no Transformation of Energy and power from one form into another form. Without transformation, the energy and power are not going to do anything (no work done is resulted). The real time is merged with matters (mass) (atoms) in the form of Time storage (energy) with Live time (power) running transformation process. i.e., the stored energy is transforming into 'power.time' in live. The Kinetic energy is resultant of Mass energy transformation. Therefore, changes in Space are resultant factors or external factor from the mass transformation process and are having direct link with resultant Kinetic energy or Work done. There must have travels in space (x,y,z) because of internal energy transformation processes (matters transformation processes).

Energy-Time storage relation: $t = \text{time storage} = \text{life time} = \text{'Energy / Power'}$ in seconds;

Power-Live Time relation: the force is generated Because of energy transformation (Power).

i.e., Stored time \rightarrow 'Live time/unit time'. Life time; Live time/ unit time = 1 or ignore time consideration for live;

Acceleration(a) and Velocity(v) relation: Force is reason for everything. There must have certain work done (resultant factor) (KE) when the Force is involved. Therefore, we can define any system and its process by using both acceleration and velocity (combination principles). Velocity and acceleration are having direct opposite relation always in any system. i.e., acceleration and velocity are unique.

Consider the energy is in no change condition (there is no transformation of energy with power from one form into another form) as described below. Then there is no work done, i.e., no running of time in the form of energy with power transformation from one form into another form. This is not possible. Therefore, there must have transformation of energy with power from series to parallel to get work done as resultant factor (mass is supporting agent in work done) in transformation processes.

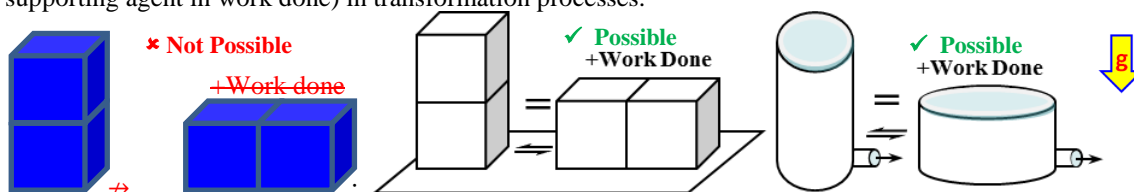


Fig. 2.11d '{Series \Rightarrow Parallel + Work Done}' = '{ $V_{\max} / R_{\max} = I_{\min}$ } \Rightarrow {($V_{\min} / R_{\min} = I_{\max}$) + Work Done}'

There is no work is performed/ resulted if there is no transformation (Energy with power dividing process) of energy with power from one form into another form. As I told, the transformations are energy with power adding and dividing processes. i.e., there are two differences only possible within the system.

Work done = Force. Distance = $Fd = ma.d$ in Nm; Space = distance = d in one dimensional;

'Distance and Time = Space and time' in one dimensional (two types of differences in motion are accelerated and inertial); Without mass we cannot define a system, therefore $ma.d = \text{Work Done} = \text{Resultant of Energy transformation from one form into another form through power. velocity} = v = \text{distance traveled/ unit time duration}$; Resultant Work Done/ unit time = Resultant Power = $FD/\text{unit time} = FD/t = \Delta E/\Delta t$;

Therefore, $ma.d/t = P$; $Pt = ma.d.t/t = E = F.d.t/t = F.d$;

Force and Power are having direct link, hence remove the Force and power from the above said equation, then ' $t = \propto d$ ' (without consideration of force). Time and distance are having direct relation when the movement is Inertial. (Remember: In starting state, there was no Gravity force; atomic closed circuits were run the time running transformation process; time running due to matters transformation was drive the time and made changes in space as inertial movement (centrifugal force). Inertial movement (KE) is not having direct link with time running process; also, there was no relative movements between the masses as domination.

Whereas in end state, the matters are emitting the greatest numbers of least level energy particles as penetrating particles (having \sim least energy (example light rays and rays which are all cannot be captured)) and having highest velocity for generating gravity when penetration and passing through on interfering masses happens (resultant factor of mass transformation) (for generating relative movement against penetration). The least energy particles must be recycled to restore the divided time into the opposite one.)

It's very difficult / not possible to fix the reference frame for non-matter space because of relative motions between the matters or we can fix reference frame easily on the matters due to relative motions between the matters with limited influences (the Boundary level can be fixed based on our influences are effect as far as possible). All the matters inside the infinite 'empty space' are having relative motions, therefore we can fix reference frame on matters (only) for analysis. $Pt = mad = E = F.d$ when the movement is accelerated. The changes in space and time are depending on matters Lifetime transformation process (force involved) of the system / sub system / components of sub systems/ particles. Internal energy transformation from this $\{V_{\max} / R_{\max} = I_{\min}\} \rightarrow \{(V_{\min} / R_{\min} = I_{\max})\}$ is resulting work done (human beings, movement, gravity, heat, radiation, light, pressure, flow, explode... etc (i.e., wherever mass is supporting agent)). In the period of starting state, the changes in space are because of inertial movement (mv) (by centrifugal force from mass transformation process) and atomic time running process (dividing) was made changes.

'Newton's Absolute time' can be considered/ used for measurement of all accelerations / decelerations on

matters transformation processes (matters {“Stored Life time = t ” \rightarrow transforming through \rightarrow “live time running process + resulting work done under dividing process”}); we can use Newton’s absolute time in neutral condition for analysis on matters time running process as transformation process with acceleration/ deceleration/ normal or neutral conditions. ‘Life time’ transformation is making changes in space. Force is essential to do anything. “Force–Power” and “Force.time–Power.time” relations are very important consideration to define anything in the universe. The electromagnetic circuits are in closed condition and electromagnetic transformation $\{V_{\max} / R_{\max} = I_{\min}\} \rightleftharpoons \{(V_{\min} / R_{\min} = I_{\max}) + \text{Work Done}\}$ is executing the time running processes inside the system; the time running process is ever running process due to electromagnetic closed circuits under transformation. The Time cannot run without energy with power transformation processes.

Example: Consider a satellite has been placed in our earth orbit (inertial motion) with certain inertial velocity. kinetic energy is constant while moving (i.e., there is no change in KE with respect to running of time). In this condition the material’s (particles) electromagnetic circuits are emitting its stored energy as radiation / light rays/ heat rays/ particles etc...; this transformation process is driving the time running process through energy with power dividing (transformation) process. This is atomic time running transformation processes; is processing through atomic energy with power dividing process (the atomic stored energy is transforming into Power.time through atomic electromagnetic closed circuits); Matter’s electromagnetic closed circuits are transforming the matter’s stored energy and driving the time through transformation process. Gravity force on inertial mass is also driving the time with gyroscopic effect. mass is supporting agent in resultant factors of mv, mrv, KE, ... are caused by centrifugal force by dividing process; resultant factors on matters are out of control state since start and centripetal control was established by dividing system for adding through resistance.

2.12 Conservation Vs Destruction under Universal Transformation System:

System: the system means transformation process of energy with power from one form into another form is causing time running process. Energy with power conversion process is making loss to the current condition/ state. The time is always running without fail, this is happening because of energy with power conversion process; we could not conserve the energy with power in one form without energy with power transformation; in every passing second, the loss is there in the form of energy with power dividing process (& resulting KE = Work done) with respect to start form or previous form. (Loss due to time means energy dividing process from the past / previous form.) And the conversions are energy with power dividing and adding processes. i.e., one number of energy with power is divided into many number of energy with power and those many number of energy with power are further converted into most... and those most... up to highest number of least energies with powers (near to zero voltage); Finally, these all are converted into one biggest energy with biggest power is called as recycling process. (Electric transformation \rightleftharpoons Magnetic transformation)

After transformation of one form into another form, the initial form is attained ZERO (past) + present form and the transformation process is resulting Work done. We can talk about ZERO for past tense activities. Newton’s 3rd law is talking about Force Vs Anti Force and all are happening based on action(s) \rightleftharpoons reaction(s) for driving the time and without force the time cannot run. Electromagnetic transformation - mechanism, Newton’s 3rd Law and Mirror Rule can help us to understand the creativity clearly.

Create (Potential Value) Positive Potential \rightleftharpoons \rightleftharpoons Negative Potential Destroy (Zero + Potential Values +WD)	Two (Potential Value(s)) Positive Value \rightleftharpoons \rightleftharpoons Negative Value One (Zero =Neutral)	Source (releasing) Positive voltage \rightleftharpoons \rightleftharpoons Negative voltage Load(storing = dividing)
--	--	---

$t = VI / VI$; under energy with power (time storage with running time) conversion process; $VI =$ Constant at the same time $VI =$ Constant forever. Hence the time is running forever under energy with power transformation process. Logic: Creation x Destruction; both are depending each other. Even we cannot create a single word without opposite word. Here, the system properties are under No Loss or No Gain principles forever. Energy and Power are constant forever. Transformation of energy with power from one form into another form is driving the time forever and delivering work done (resultant factors from mass transformation processes). Transformation processes are under control of matters (matters) with loop structure; we cannot stop the process.

2.13 Analysis between “Theory of Time” and “Big bang Theory”

Here the principles between “Theory of Time” and the “Big bang theory” compared and made clarification on the relations. As I determined above, the $\{R \propto t\}$ and this analysis is confirming that the deformation of energy with power (matter) from one form into another form is controlled with respect to time. Here, there is no quick transformation/ explosion (quick acceleration process) is possible during the start of the universe (R) in the form of energy with power dividing process. This (quick transformation) is possible during the end of the universe in the form of energy with power adding process due to least resistance (1/R) ($\sim 0 =$ Highest Ampere = is indicating short circuit) among the particles / members. The Resistance is declaring the life time of energy with power for gradual (controlled by Resistance) changes not like “Big Bang” changes. Hence, resistance is a controlling factor in all kind of transformation processes. Therefore, the system is questioning “Big bang theory”. Nothing can be done without “Resistance to Transformation” $\{R \rightleftharpoons 1/R\} = \{*\rightleftharpoons*\}$ principles, Resistance per member = C forever as an individual control on each particle. Here, R is “Resistance to Transformation” of Energy with

Power (matter) from one form into another form and the unit is Ohms. 't' is Life time of the Energy with Power under transformation (dividing process) and the unit is seconds.

2.14 Relation with Newtonian Science:

The force(s) inside the particles (electro-magnetic) are reason for transformation of matters from one form into another form, which is endless process(es) inside the matters for driving the time. The matters transformation processes because of internal Forces (+F vs -F) is reason for anything, without this nothing can be done (process) anywhere. The matters are emitting its divided particles due to force inside the particles and due to closed circuit. The gravity force is generated when the matters are emitting (radiation) least level particles under energy with power dividing process. Anywhere, there are two types of forces dominating the entire universe, electro-magnetic force(s) inside the atom (electric and Magnetic forces (two types – internal factors)) and Centripetal (gravity) and Centrifugal forces (two types – Resultant factor/ external factor) (mass with velocity (mv, mvr) are not toward center of gravity) are resultant factors of transformation due to Electro-magnetic forces. Core/ basic function of Collision & Penetration (two types) between the relative components for force generation/ creation is available in (all) electro-magnetic, gravity and between matters due to KE.

As per Newton's second law of motion "An external force acting on a body gives an acceleration in the direction of the force and has a magnitude directly proportional to the magnitude of the force and inversely proportional to the mass of the body". Therefore $F = ma$; As per Newton's perspective, the mass value is constant forever and anywhere but the acceleration is not constant, it is vary based on force(s) (Electromagnetic, due to collision and Gravity force...). Remember, R per member is constant forever with respect to V and I.

The matters (mass) are conserved as per conservation of mass (matters) under transformation ($\ast \rightleftharpoons \ast$), it cannot be increased / decreased because of any processes. Remember in universe starting time there was no centripetal forces available; only centrifugal force from electromagnetic transformation was available and spreads divided matters throughout the universe. i.e., there were no relative forces from surroundings or between matters / atoms; $m = \text{mass} = \text{constant forever}$, $a = \text{acceleration} = \text{variable}$, therefore, $F = ma$ in Newton.

Newton's Absolute time: is required as a standard scale to measure all accelerations and decelerations on matters transformation processes under adding and dividing processes. Clock/ time scale /Newton's absolute time can be considered as 4th dimension based on $\infty \ll \text{Past} \ll \text{Present} \gg \text{Future} \gg \infty$; it is a scale for human and is in normal state / neutral state to observe everything; we cannot do any analysis without Newton's Absolute time. Since the matters transformation (Real time = matters time storage & live time) level or speed are not in constant state; transformation speed can vary depends on surroundings / conditions; so that, we need Newton's absolute time and is necessary for measuring acceleration / deceleration on transformation processes of matters. Example: total power is directly proportional to rate of fuel flow to combustion chamber; Rate of flow of water in hydro energy power generation; a process in Cold condition and in hot condition...depending on Pressure level and surroundings and radiations...etc.

The mass transformation process is possible when the matters are under acceleration (a) process (Force is involved). If there no acceleration means, there is no transformation of matters from one form into another form = no time running system exists = no KE or no Work done – this is not possible forever.

Mass transformation process is emitting/ dividing the particles to surroundings as radiation under energy with power dividing process; those emitted particles are escaping/ thrown away from heavy masses as rays / radiations / from high level to least level penetrating particles depending on mother's atom energy level/ magnitude of heat rays/ radiations. Mass transformation process is generating gravity force toward the center of mass when the emitted particles are having least values with high speed penetration on interfering masses. Time running speed is depending on mass transformation speed, magnitude, surroundings etc.

2.15 Light Rays: light is a physical phenomenon under dividing process; these are all low/ ~least level electromagnetic particles under transformation state (going to be burned fully and transform to least particles (~end state particle = ~black particles / energy less particles (resistance is constant in each particle; therefore, even the black particles can emit very least particles with high speed; even more than speed of light)). Emitting process (Energy with Power dividing Process) is a normal process, which is available in all matters under dividing process. Only Energy with power are varying depends upon the size of the particle. Light rays (are low/least mass particles) are under illuminating condition (radiation) and its intensity is reducing with respect to time traveled. We cannot take in account of light rays (least weight particles) properties for comparing with the heavy mass(es) properties (quantum of matters/ heavy particles).

The Light rays are having least level masses. The intensity of light is gradually reducing with respect to distance traveled or time elapsed. This condition is coming under energy with power Dividing process. That is, the light ray's matters are further divided during the travel due to transformation of energy with power from one form into another form (due to atomic (electromagnetic) closed circuits). Here the transformation is happening for dividing itself up to as much as possible to convert themselves into black matters (near to the end form/ stage matters). (The pressure (emission of divided low / least particles) from heavy masses are affecting the low / least value particles

to transform further through energy with power dividing process. Light rays are having least level masses with high speed. If it is a heavy mass, then that can be accelerated to more than speed of the light.

(Light rays can result/ deliver least work done (~= No work done ~= no use.) under dividing process).

It is a tiny electromagnetic particle under radiation/ emitting / illuminating condition, the light is emitting its stored energy while moving and will be transformed into black matter. Everything / all the matters are electromagnetic particles only. Actually, the sun is emitting radiation and the radiation can transform into light after a period of time under Dividing process. Light is like glow before death stage particles. Light can transform into black matters after glowing/ burning. Remember light ray what we see from a galaxy is would not be a light particle at the time of generation at galaxy. Heavy particle radiations from heavy matters are transforming (burning/ glowing) during travel and turns into visible light over a period of time; remember 'red shift 'is also a same physical phenomenon under dividing process and proof for this. Light rays are least level particles which are all in near to death state. Those properties are different from solid matters. Solid matters can move more than the speed of the light if we accelerate them.

Light Spectrum?? current band in flat shape is wrong, round/ circular shape like rainbow shape is actually correct. Prism is making colors in flat shape. Rainbow: we have to ask this question ... why the outer color is red ??? why not be a blue ??? or else.... do we have answer for this???: actually, light is an electromagnetic particle, is nothing but atomic structure, i.e., atom is in serious/ accelerated transformation condition (power). Near to End stage transformation, like glow before death stage. i.e., fight (acceleration) between electric and magnetic transformation processes under dividing process.

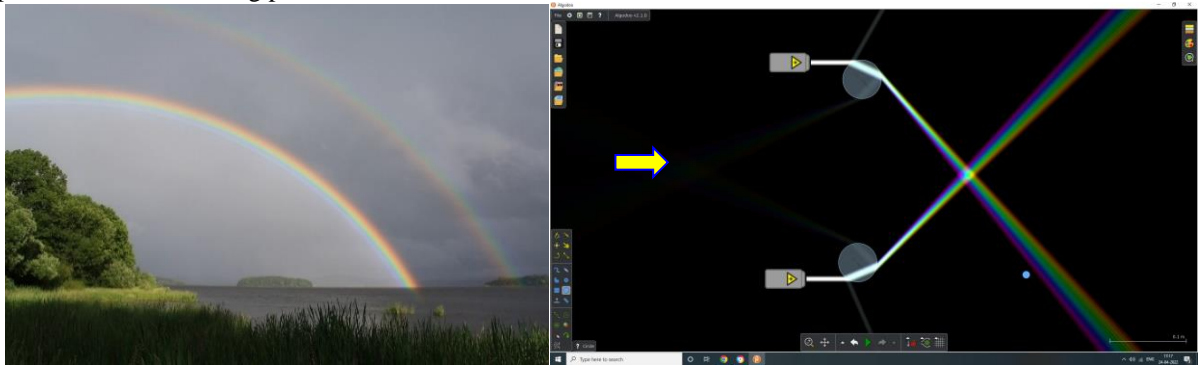


Fig 2.15a: Rainbow with secondary reflection; analyzed through Algodoo

Red is in outside in both primary and secondary rainbow due to less potential energy with power then other colors (more wavelength / low magnitude then other colors). Double slit experiment and this dark band are having relation. Light is not in wave, is a radiation, moving of electromagnetic tiny particles under glowing condition (under dividing process). Light is Link with Atomic structure, is electromagnetic least level particles.

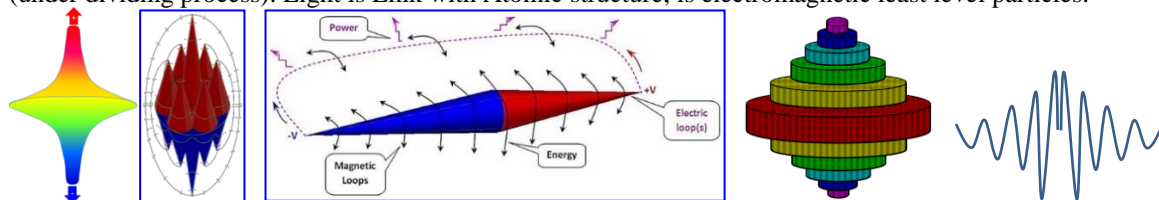


Fig 2.15b: Rainbow energy-built structure and link with atomic structure

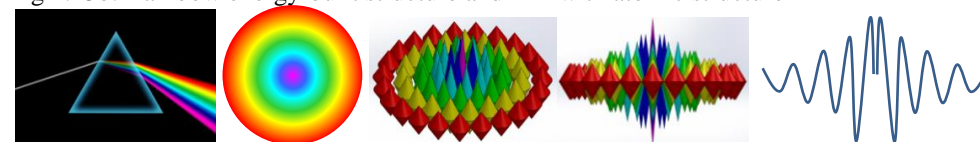


Fig 2.15c: Light Ray=>reflected=>refracted=>atomic electromagnetic structure; Equivalent mirrored waveform;

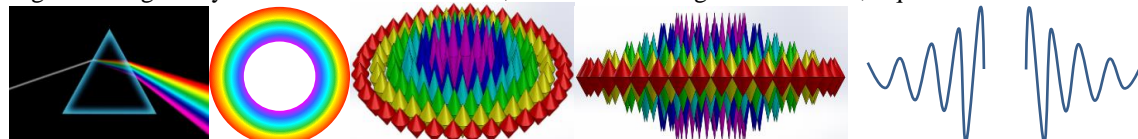


Fig 2.15d: Frequency and wave length diagram compared with atomic structure.

Collision is there, collision with water molecule and reflected, refracted; rainbow is a reflection. it is an illusion or resultant effect of natural phenomenon;

Light bend over the sun is real?? Or it is magnetic flux lines / molten metal flow/ splash appearance??:

Actually, the light of the light bend is not toward us / not reach us since the direction is different ...then how can

we see the light bend? ... the bend light could not reach us; actually, the radiation is under burning condition after generation by sun (unstable conation due to surroundings); the emitted radiation is illuminating during travel and that illuminated lights are reaching us through flux lines of sun, molten metal splash, high level particles. The Emission from Radiation as light illusion is reaching us through them and showing the bend of the flux lines, molten/ liquid/ gaseous metal splash and heavy particle flows.



Magnetic field, heavy molten liquid/ gaseous metal flow/ splash along with radiation over the sun is showing like light bend. Actually, the light is not bend around the sun, this much Gravitational acceleration (247 m/s^2) cannot affect the light to bend. Remember while emitting from mother atoms or star, the particle size is bigger in size (radiation) and during travel the size is reducing gradually due to transformation; therefore, visible light what we received from star or galaxies is might not be a visible light at the time of generation / creation. Visible light is glow before death stage particles. Actually, in this photo, the light moving direction is not toward us...then how can we see the light bend??... this is because of dividing process (burning) after emission from mother atoms / core.

Fig 2.15e: Radiation bend over the sun due to gravity & magnetic flux, molten metal bend appearance

To Explore the Truth: a particle structure and its working principles or a magnetic or an electric circuit principle are enough to explore the principles of universe and its processes. Since, it is basic and Everything is having the common principles. Thickness of the bend line is light particle thickness ??? never!.

2.16 The Black Hole:

Black hole is worm hole are having high intensity radiation of least level penetrating particles (gravitational radiation); it is 'barycenters' of cluster of planes/ stars; for worm hole/ black hole, the matters (star/ planets/ dust etc....) should form like donut shape (system's CG should be located at barycenters) for generating wormhole / black hole with sufficient/ greatest radius (for creating potential difference) between them.

Black hole is barycenter (CG's) of Galaxy or barycenters of clusters of **dominating planets/ Stars** in donut shape arrangement under gravitational control. Example in our solar system: Sun is the biggest planet and there are no countering/ dominating planets are available near to Sun; therefore, no black holes (wormhole) is available around us/ near to us. But another one thing, Pluto and Charon both are rotating with barycenter; both are controlling each other and both combined system's Centre of gravity (barycenter) is located outside the planets; but that barycenter is very near to Pluto and far away from Charon, therefor Pluto's Gravity is dominating at barycenter and no generation of black hole at barycenter. 'barycenters = System's CG' can be a black hole if emitted particles radiation intensity is high/ concentrated at barycenters. It is centers not center; there are more planets/ stars/ asteroids / matters ... are involved like donut shape for generating barycenters.

Similar way the center of gravity of galaxy (total galaxy's CG' = barycenters or galactic center) is located at center of galaxy (consider this as 'barycenters = CGs'). And there are most dominating planes/ stars are available around the center area /volume with sufficient distance / greatest distance. The dominating planets / stars are far away from each other and these barycenters are having high intensity of escaping penetrating particles. Therefore, strong black hole is generated; black hole is consisting ~**nothing**; as I described in above in Gravity, only divided low values particles from Galaxy are escaping with high speed; escaping least value particles intensity is very high at center of Galaxy (barycenter). So that Biggest black hole is generated. Each and every planet/ stars /etc are influencing each other and controlling by Gravitational Force by emission of least level penetrating particles. Assume the total Ring galaxy as a **Donut** then the barycenter = Centre of gravity of whole galaxy. Therefore, the black hole can be formed if the **dominating planets** are far away from each other and the barycenters should be located at ~center between them (this barycenters are having high intensity of emitted penetrating particles). Actually, gravitational attraction is happening between opposite side matters only between matters through penetrating particles. We can consider Barycenter as Centre of gravity if planes/ stars are formed like donut form with mvr. Barycenter = CG of Donut shape galaxy =donut shape clustered planets/ asteroids / stars etc... I took this donut shape for easy explaining and for better understanding. The black hole / high intensity gravity center is generated if the galactic centers have dominating planets/ stars far away from center; the barycenters can be visible as a black hole if it has matters in low level orbits. Matters / non-dominating planets/ stars are coming in low level orbits and the greatest acceleration due to low level orbits, can burn the matters and turns into fluid like / liquid or gaseous stage particles or dust, atomized particles. All the matters are accelerated and burned/ splashed near the CG of donut shape. The size of the black hole is depending on mass of the galaxy/ donut. This is like cyclones on earth; that is potential difference (pressure difference) in liquid/ gaseous cluster can generate donut shape (hollow center). Our earth core is in solid state; imaging if it is in fluid state or in semi-solid state.... Then CG of earth will have low level orbits with high speed of orbital masses; i.e., it will create a worm hole and demolish our entire earth and turn from sphere shape to donut shape / nebula. Dividing process is driving the time for resulting work done; strong solid core cannot create a black hole.

We can use Newton's theory for analyzing black hole; since force is involved. Black hole is resultant factor of

matters formation, like donut shape under transformation. CG is having high spinning rate due to low / least level orbits and conservation of momentum is supporting. And the materials near the black hole are burned / atomized into fluid / fine or crushed materials. So that the matters are splashed / burned / crushed out due to more acceleration due to low level orbits. Principle of donut is equal to black hole properties. CG is located at empty space; therefore, the particles are rotating around the CGs of donut like synchronizing motions between opposite sides like tug of war. mvr is dynamic form of centrifugal force and controlled by gravity force (F_{CP}).

Example: The Sun core is in solid state and molten material, Liquid, Gases are layered at top side; the core is emitting radiations (from least to High level) + also with high Energy with Power particles. Worm holes are generated at top side only due to fluids are layered at top (liquid / molten semi solid/ gases matters) side. Imagine the whole sun as liquid or semi-solid stage ... then the sphere shape can transform into 'The Donut' shape due to gravity force and low-level orbits at CG can form a worm hole at barycenters (least level orbits)/ can transform into nebula; actually, divided matters are dominating to control opposite sides with members strength through gravitational radiations (penetrating least level particles) in The Donut. Black hole is imaginary mass, not true mass. Black hole can vanish if donut form is changed / no dominations / no sufficient distance between dominating planets / stars /etc. Total galaxy mass is concentrated (CG) at barycenters due to gravitational radiation (least level penetrating particles) intensity is very high at barycenters (a sphere region of barycenters).

Dominating / countering planets/ stars in opposite sides of donut form can generate black hole at barycenters if the center is far away from dominating cluster of planets / stars.

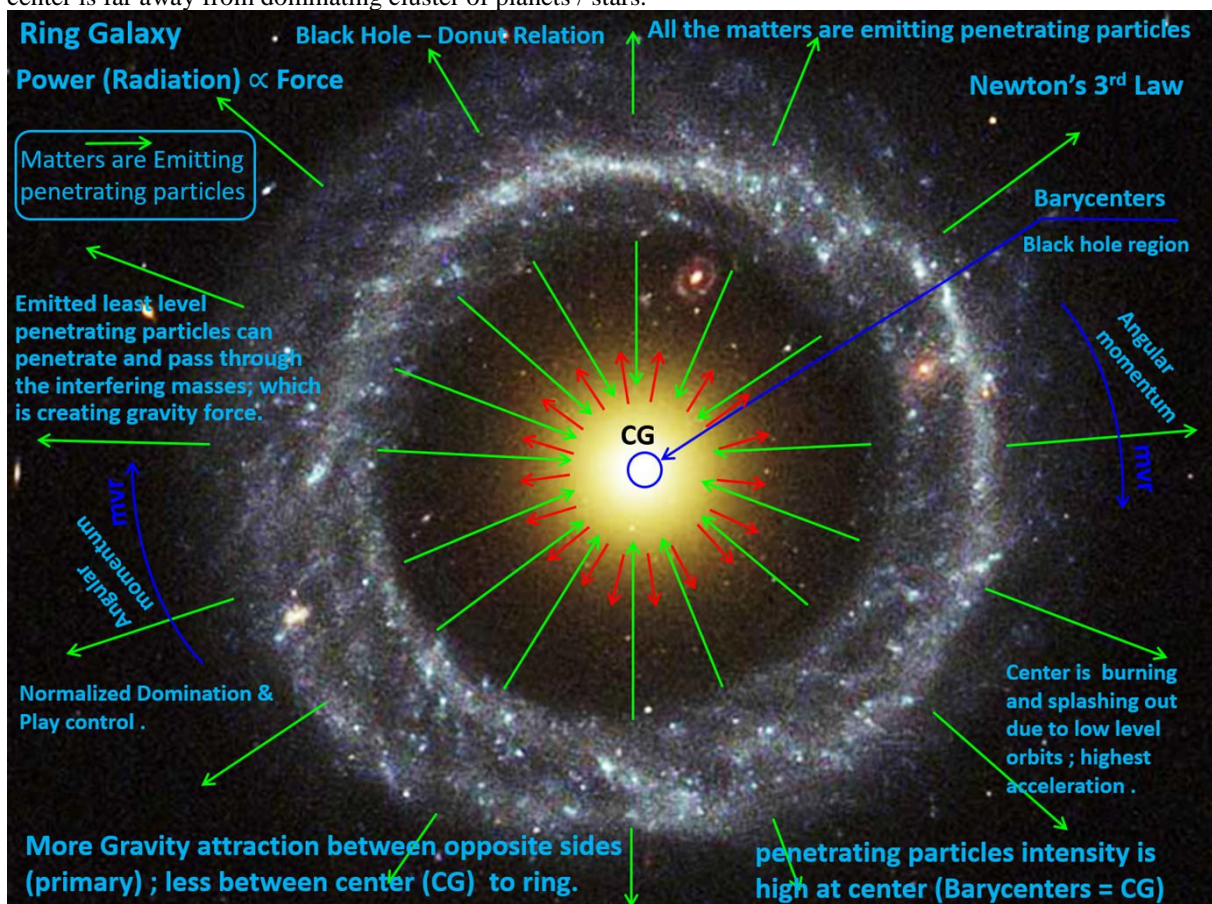


Fig 2.16a: Ring Galaxy – Black hole at barycenters are having low level orbits.

Black hole is having centripetal Force(s) neutral region between opposite sides; both neutral region and barycenters are located in same area / volume. Divided particles as radiation from mother atoms/ cores/ at any level can move away from center due to centrifugal force; black hole is burning the matters due to low level orbits in donut formation. It is worm hole only since donut formation. Donut formation is possible Wherever fluid/ liquid like matters/ mass is available; since no solid core/ CG is not in stable condition due to fluid.

Remember earth's atmospheric outer layer is meant for escaping from earth after transformation process. New fluid/ gas can be added with outer layer from lower or from solid / liquid matters based on transformation process, since the transformation process of matters...is inevitable. Matters are programmed (ruled) such a way to ensure processing without start or without stop or 'start \Rightarrow stop' and resulting effects as work done.

All the particles are electromagnetic system only; differences are based on magnitude, surrounding and grouping – molecule & group of similar or different kind matters... solid, liquid, gaseous;

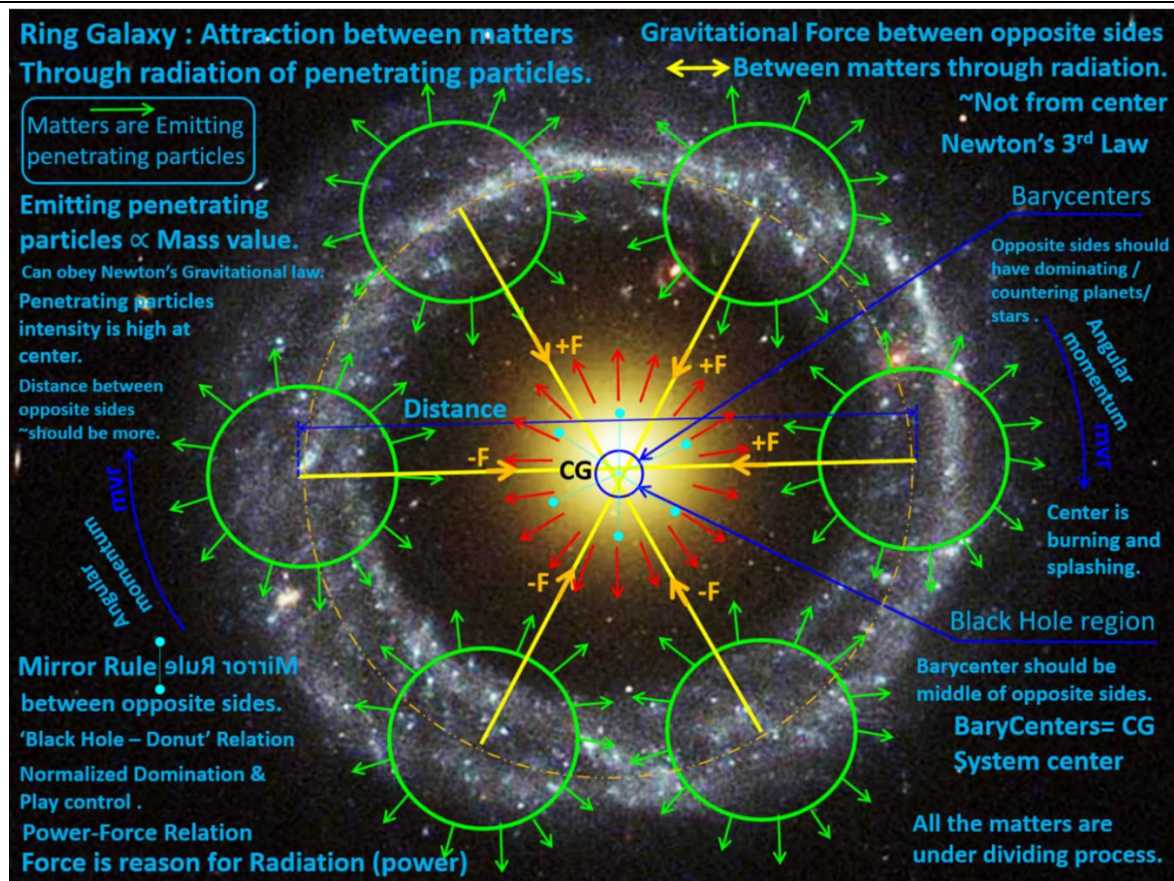


Fig 2.16b: Ring Galaxy (The Donut): The System's Center of Gravity = Barycenters = Black Hole
 Mass of the Galaxy: 1.5 trillion solar masses; Intensity of leaving particles under dividing process at CG is magnitude of Black Hole; here $F = +F$ vs $-F$; both are opposite to each other and mirror to each other and addition of both is magnitude of Force. i.e., one side value is opposite to another side value and supporting dividing process. And imagine the matters are like fluid / atomized form, then the wormhole can generate and form the matters like donut shape due to gravity, that is the gravity is concentrated at center of gravity. Therefore, movement / flow near the CG is accelerated due to least orbit and matters are throw away (turbulent effect) due to highest acceleration at CG region due to fluid flow/ movement. Remember: All turning masses are having gyroscopic effect.

Newtons 3rd Law with Mirror Rule*: I brought all fundamental things under the mirror rule from linear to rotational; every mechanism are combination of both linear movement and rotating movement; therefore, the mirror rule is satisfying and applicable for creation of all differences. also, mechanism from electromagnetics to particles are also clarified with mirror rule. Mirror rule can help us to understand the opposite relations within the boundary. Opposite forces (force $+F$) and anti-force $-F$) are required for transformation to drive the time. Both are relative components and having equal value / Power/ magnitude.

So that it is resultant factor of all effect (work done) are created from Force only. Force is reason for any change in space and time. We need Newton's absolute time (not real time) for measurement of accelerations/ decelerations on characteristic properties of matters transformation process.

The followings are simulated by using Algodoo to understand the logics behind the black hole, tried with donut formation of matters and found barycenter of donut formation of matters is generating black hole. Low level orbits near the CG / barycenter is giving more acceleration due to quick change in velocity direction, and conservation of angular momentum is also supporting for acceleration process.

Center is having ~no mass; is imaginary mass since the total galaxy's center of mass / center of gravity is located in that region of black hole. Masses near the Low-level orbits are burned / splashed / atomized / divided to surrounding and increasing transformation process speed due to mass acceleration. here the gravitational attraction is happening between opposite side masses as centripetal force, and $mvr = L =$ Angular Momentum is playing against centripetal force as play control against domination control. Resistance to transformation is helping to declare life time of the system. Angular momentum is resultant or dynamic form of centrifugal force; both centrifugal force and centripetal force are depending each other for domination and as well as play as a system and driving the time through resistance to transformation process. mv and ma are driving the time through transformation process and ensuring life of the system through resistance to transformation process.

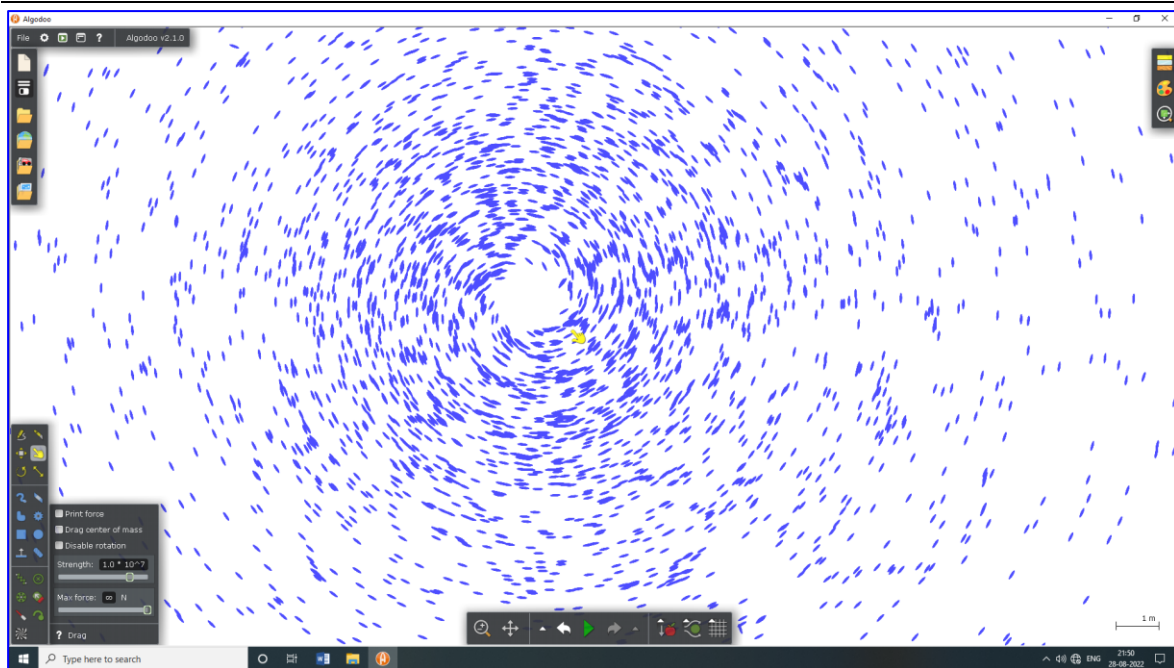


Fig 2.16c: The Black hole simulated through Algodoo: Donut formation of matters can generate Black hole.

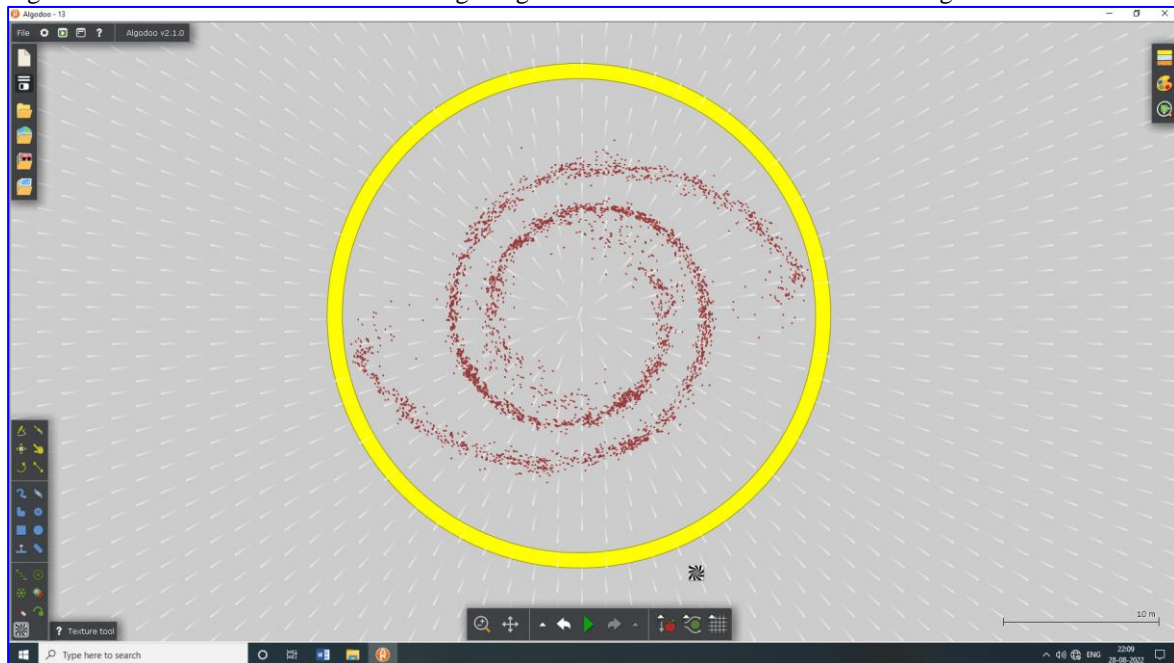


Fig2.16d: The donut formation of matters and its barycenter(s): spiral form is created by two groups or more with a relative motion among groups as normalized / neutralized Domination + Play control.

Analyzed through Algodoo, donut formation of matters is making the barycenter as black hole since total donut's mass center/ center of gravity is located at black hole region.

Spiral formation is created by the two or more than two groups of matters; centrifugal force during start of universe is still available in the form of dynamic as $mvr = \text{angular momentum}$. Now the same dividing process from matters is generating centripetal force as gravitational acceleration through emitting radiation of high speed least level penetration particles. Gravity is generated when penetrating & pass through on interfering masses. Dividing process is delivering resultant factors; Dividing process is loss to the current state and driving the time through transformation process. It is like Play between one side to opposite side with Energy & Power.

Donut formation of domination matters with greatest distance between them is very important for generating black hole. The intensity level of gravity generating rays is making black hole at barycenters. Centripetal force is accelerated when the matters transformation speed / power is increased. Is by emitting high speed penetrating particles form one side to opposite side; also, from center when burning/ splashing is happened in low level orbits. Gravitational Pull Magnitude is less from Center than opposite sides.

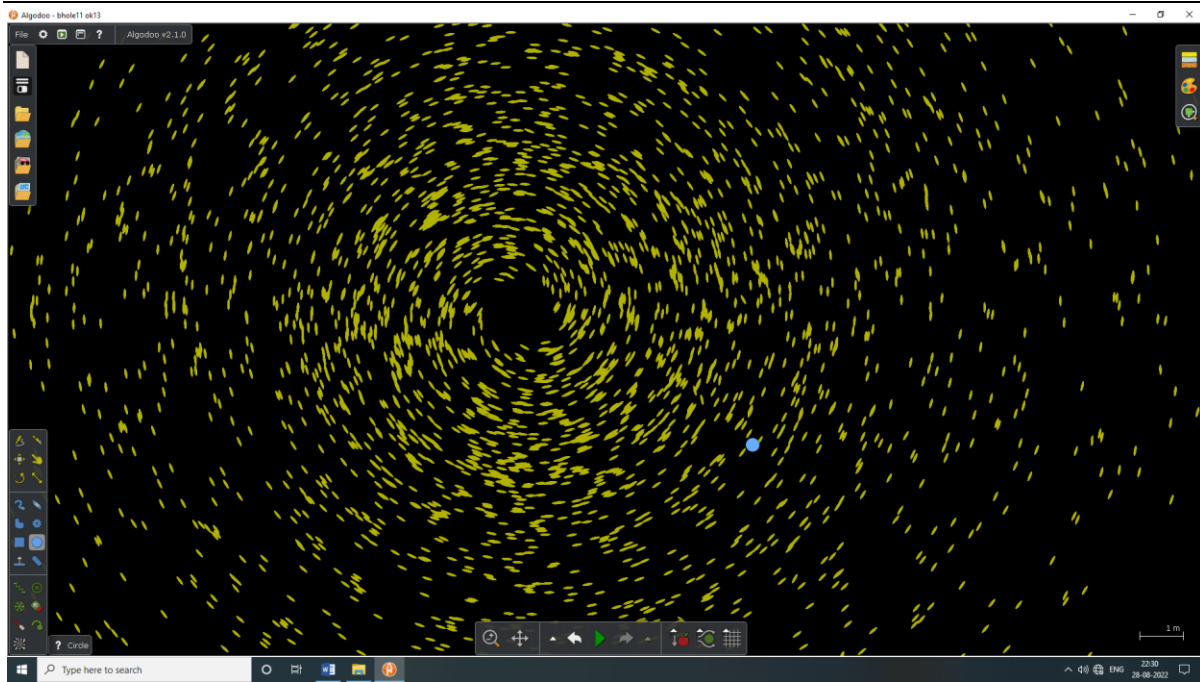


Fig2.16e: The Black hole/ The donut formation due to low level orbits on barycenters

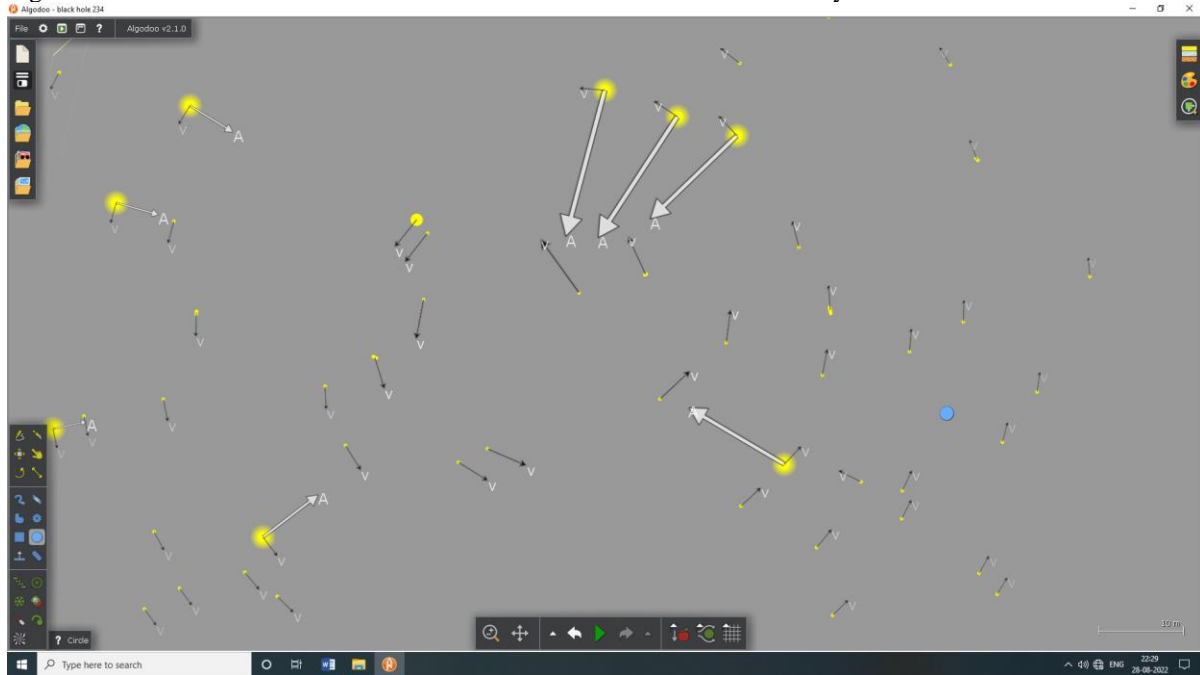


Fig2.16f: The donut formation due to low level orbits on barycenters; intensity of velocity near the black hole
The above is centripetal force with velocity (mvr) on low level orbits around the black hole is simulated by using Algodoo. Black hole is visible when there are matters in low level orbits.

2.17 The Black Sphere?/ The Black Donut Formation (Gathering/ Condensation of least level particles) = End Stage Formation: The black matters (small groups are in Black ~Spheres / donuts; dominating greatest groups are in donut shape formation of least level particles) (made up of least level particles / ~end stage particles.) Should look like Black Solid Donut with highest centripetal gravitational force for collecting everyone in the universe: Least particles are black matters and are appearing like black ~spheres (small groups) or Black Solid donut (end stage formation) and act with high level of gravity force. (Since the resistance is constant in each particle; the particle shape is constant forever. Even the least level particles can emit divided particles as very very least particles with very highest speed; which can generate gravity and gather all around them. It looks like high density Solid Donut with plasma and act with highest level of gravitational Force. All are divided least level members are having strength less condition, strength is restored by joining them as donut formation to make 'mass-short circuit condition' as enforced mass-self suicide state by universal transformation

system as end stage formation to restore back ‘The Opposite One’ (Electric Transformation system \Leftrightarrow Magnetic Transformation system). Since the loops are one in another and are depending each other for transformation like an agreement between electric and magnetic transformation system.

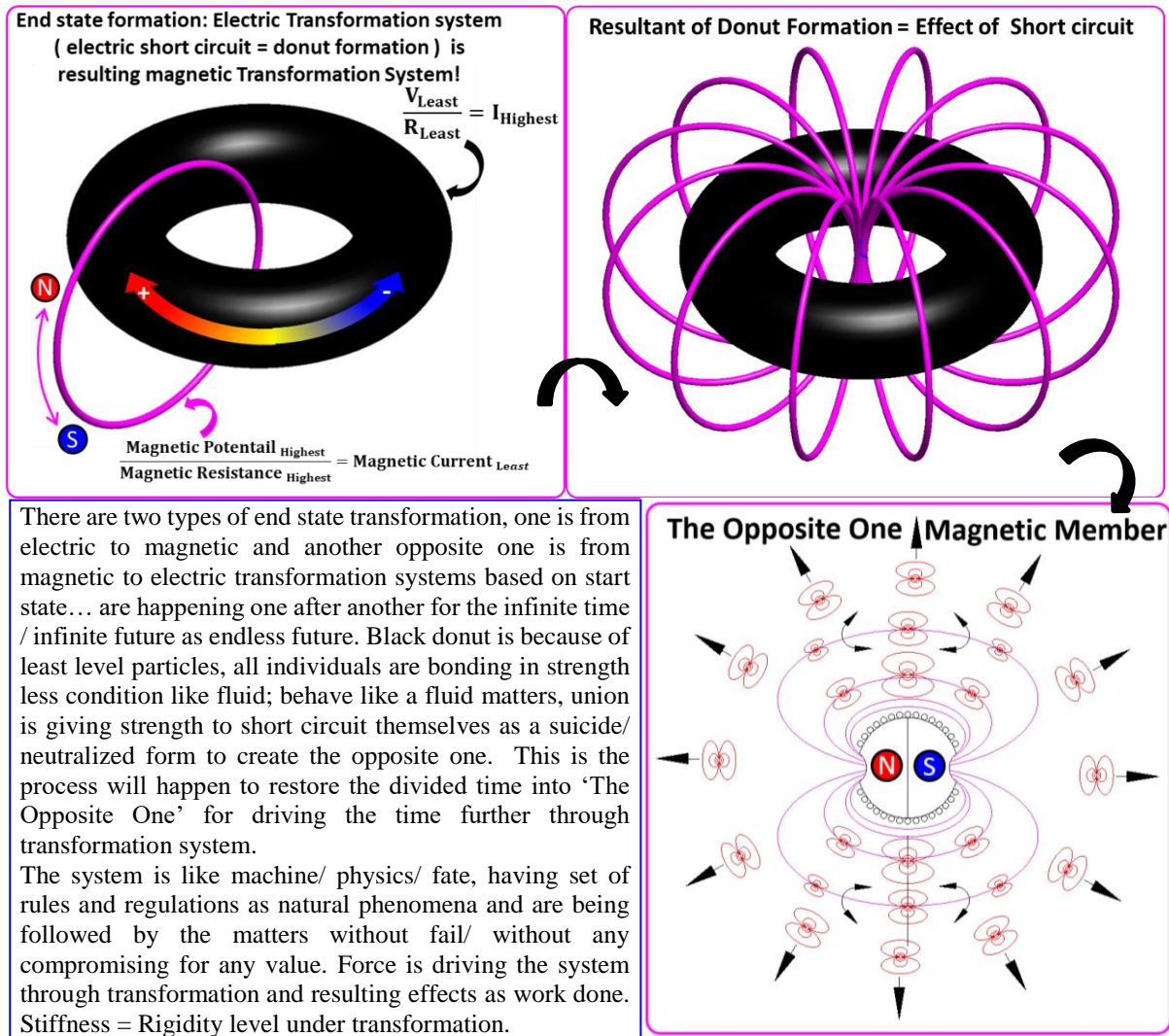
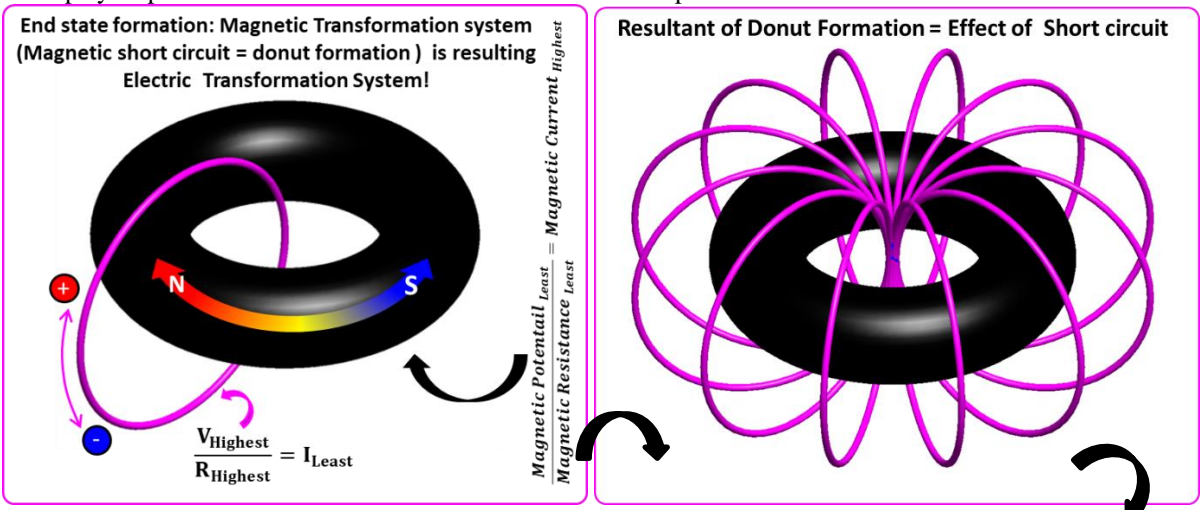


Fig 2.17a End State formation of Divided Matters – Black Donut formation for creating ‘The Opposite One’ (1 of 2) (from Strength Less Electric members to The Magnetic Member.

Transformation is like a loop as endless process without start as live process is meant for resulting effects from mass transformation. All the activities are in materials hand as a control by Force to ensure the loop transformation or loop cycle process without start at the same time without stop/ end or Start \Leftrightarrow End.



Loops are one is another, and it is base for everything; one loop is dominating as potential(s) loop and opposite one is controlling as short circuit loop(s) over the potential loop. The loop material is like stiff fluid / stiff fluid body/ made up of Forces in equilibrium state like stiff body. Both electric and magnetic magnitudes are inversely proportional and are opposite relatives for transformation as loop without start and without end as Start \rightleftharpoons End.

We cannot create more than two differences with in the creation boundary as per Mirror Rule + Newton's 3rd Law boundary.

Since, Neutral Condition $\{+F \rightleftharpoons | \rightleftharpoons -F\}$ is maintaining the systems as No Loss at the same time No Gain condition for endless / start less transformation process as Star \rightleftharpoons End & resulting WD. Both side (opposite potential) values / magnitudes are consumed equally as fate and resulting effects as forces as resultant factors as work done.

The Opposite One Electric Member

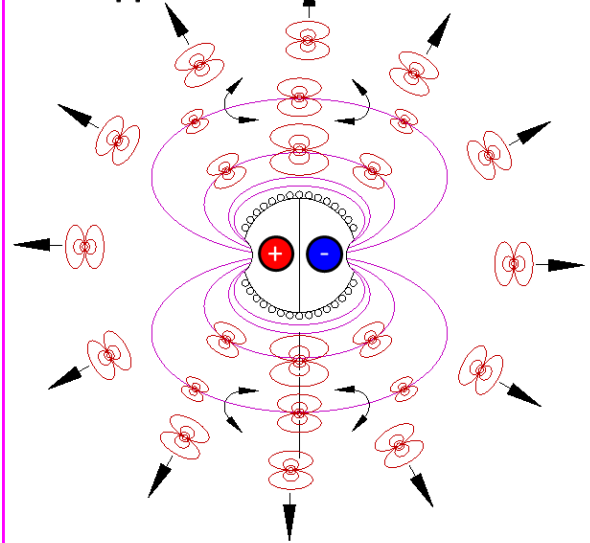


Fig 2.17b End state formation of Divided Matters – Black Donut formation for creating ‘The Opposite One’ (2 of 2) (from Magnetic members to The Electric Member.

Creation (Nature) and its relation with mirror rule + Newton's 3rd law: (\rightleftharpoons | \rightleftharpoons)

- * material properties = atomic properties = electromagnetic circuit properties are involved in every creation.
- * Any Creation is created from source of neutral and delivering Concurrent opposite potential values (both positive and negative values with equal magnitude) under transformation process. The created values shall /should be transformed into neutral (source) over a period of time. Both the concurrent values are opposite & mirror to one other. The values are meant for delivering work done as effects under dividing process.
- * Force ($+F = -F$) is reason for every creation. Neutral is not null; it is like forces in equilibrium state.
- Examples:** $\{+F \rightleftharpoons | \rightleftharpoons -F\}$; both are having equal magnitude & we have to add them in neutral consideration.
- * a word creation: True x False; Left x Right; Top x Bottom ...
- * a component creation: wheel spinning: clockwise x counter clockwise.
- * Space: Matters x Empty space; Matters: Electric transformation x Magnetic transformation; electric circuit: Positive voltage x Negative voltage; Magnetic circuit: North Pole x South pole.
- * Living beings: Male x Female; Human beings Body structure: left side is mirror to right side.
- * Force = $+F = -F$ (force is reason for everything.) $+F$ is mirror to $-F$ and are having opposite relation.
- * Particle x No Particle (atom is particle; consist no subatomic particles = loops are one in another; is like stiff fluid structure). this is based on logic from mirror rule and Newton's 3rd law and its properties as analyzed.
- * Change x no change: characteristic properties are under change and unique properties are in no change condition. Control x out of control;

Loops and its material properties:

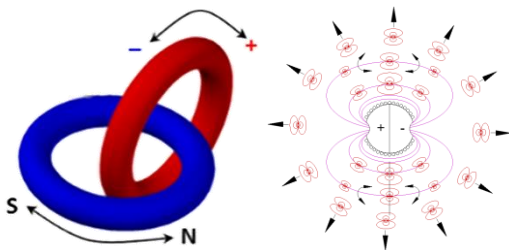


Fig 2.17c: Loops are in Action Vs Reaction

$\infty \ll \langle \langle \text{Past} \langle \text{Present} \rangle \text{Future} \rangle \rangle \infty$: infinite past and infinite future; No start or no end i.e., Start \rightleftharpoons End; past is past, we could not /cannot go back to past; similar past will come in future as future. Bring whole system (universe) in single frame and observe the changes; Look at elevation of frames in live ~~not length of frames~~. Actually, the changes are happening in single frame when we consider whole system in single frame. i.e., (Past frames are useless for the present and future; we cannot reverse back/ change the past; transformation is in system control (matters)). By looking frames length, we can only predict future state based on past state. We must consider live frame with changes on live frame (consider whole system in single frame; view changes in single live frame; i.e., we cannot go back to the past frames. All the Changes are happening in live only through power = transformation.

Closed/ Endless Loop is consisting stiff fluid like properties (resistance to deform) as closed loop(s); loops are one in another as bonded as in processing state with energy & power forever like sexual interactions (relative /synchronized opposite action and reaction) between them. Both are depending each other for transformation; are like machine with no mental power. It is focused on Divide themselves to create radiations depending on magnitude of the one atom. Short circuit loops are acting in neutral condition/ control between Positive and Negative potential values in universal loop(s) for transformation process under dividing to result work done.

Sphere shape formation of star/ earth: is happened due to gravitational force and dividing processes (divide each particle into many). Sun is so bright due to its gravitational force. The gravitational force is squeezing the core material of sun and accelerating dividing process as emitting particles (emitting radiations). Mass Energy of sun is gradually reducing due to dividing process as transformation process through emitting radiation. Gravity force is making high pressure on core for accelerating radiation. Outside / surface is having low level particles/ gases / liquid forms are burning (exploding) due to core radiation. Core radiation is primary power source. For creating core radiation like as fusion energy, we need highest level of gravitational force or high-level particles for emitting high level radiation; in sun the radiation is burning the outer layered materials, no ~Fusion (adding atoms) is happening; may form molecules and the energy of core radiation is impinged like conduction on its outer layered materials / liquid/ gas particles / molecules like fusion process. ~No atom adding process; Because the resistance value is controlling each atom and allowing for dividing process (fission). The core radiation is accelerating transformation speed of outer layers as fission process as dividing process. For fusion we need least level particles for generating resistance less condition among members = matters for joining and transforming through electromagnetic transformation. Light spectrum properties from sun are applicable for outside visible layers only; inside properties are in unknown condition; the same is applicable for Jupiter. Gravity force is playing major role for generating PE, KE, work done, flow of water from high potential to Low potential, wind, pressure, holding atmosphere, holding water / sea on surface of earth etc...; force and anti-force are making stable conditions (surroundings) under transformation, imagine no gravity force on earth, then we cannot do anything, no work done.

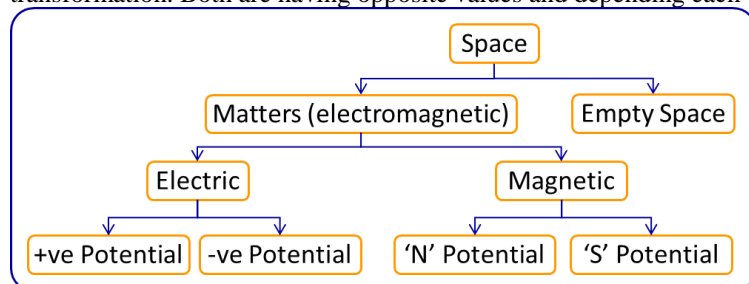
Battery and Living beings: Energy charging & discharging cycles through power = Life Cycle.

R is providing potentials (+ve Vs -ve) in every one and keeping the values in potential under transformation (resisting mixing together). R is controlling factor for transformation from highest potential to lowest potential. The members can live individually and also can form a group and its surroundings. This is very important, divided values are similar among everyone. They can survive individually without other's help; this is power of dividing process. No one die/ suicide because of no supports from others.

Space: Space is consisting two things (only), one is matters and another 'opposite one' is space without matters (empty space). Normally, we cannot create more than two differences within the system's boundary. Matters are playing (transformations) inside the empty space. Both are having opposite relations. i.e., one is available, that one (space) is consisting two things - Matters and Empty Space are opposite to each other (matters can deform/ transform, empty space cannot); again, the matters are electromagnetic systems is consisting two things – electric and magnetic are opposite to each other (both are inversely proportional; one is in potential loops (universal loops) and opposite one is in short circuit loops (independent loops)); again electric is consisting +ve and -ve potential energies and also Magnetic is consisting North and South potential energies.

How the matters or empty space are created? ... Both were not created. Both are available forever in present live form with infinite past and with infinite future. Empty space cannot deform or transform; at the same time the matters can deform / transform through two types of processes (only) ... one is adding and another one is dividing process. Actually, present form is real, i.e., live form; Past and futures are not available now. Changes are happening in present form only through matters transformation. the time is having direct link with matters only (involving transformation process). KE or external velocity without force are not having link with Time. Time is depending on matters transformation only. Empty space is not having any reference (infinite empty space). Reference (on matters) is also changing with respect to change in time. Empty space is not affected by the matter's transformation processes. Matters are transforming inside the empty space; that is, one is reason for another, both are relative/ reason to each other and opposite things. Bring all the concepts in mind and do analysis on the 'whole system' then, you can really understand the system and its processes as well.

There are Two types of potential differences: one is space (potential difference between matters-empty space) and another one is matters = electromagnetic potential difference. Potential difference is reason for any transformation. Both are having opposite values and depending each other for transformation & deliver WD.



Internal (atomic) process(es) as well as external process(es) are involved in transformation in space and time. Mirror Rule* and Newton's 3rd Law are helping us to find out relations & differences between everything without any confusion/ controversy. Right Translation/ interpretation is very important to understand everything.

Fig 2.17d: space and its components

Short circuit loops are acting in neutral / middle condition as control between positive and negative potentials on time stored loop(s) for transformation through collision and penetration activities.

Matters / (electromagnetics) are deforming / transforming inside the boundary less empty space. Here, matters are value(s) (+ve Vs -ve) and empty space is having nothing. i.e., these two differences are opposite relative to each other for creation. Gravity is resultant factor of mass (electromagnetic) transformation process in dividing process. We can bring all potential differences under these two. All are natural phenomena and are potential differences. Neutral is not null or vacuum. It is like forces in equilibrium state like stiff body.



Potential difference is very important for transformation; then only the transformation can happen; example-transformation of matters from High PE to Low PE is generating KE, such a surrounding must be available then only the transformation can be possible; imagine the earth is sphere without any potential (like no mountain = smooth surface without any potential difference), Then we cannot generate resultant factors or mass transformation or work done; i.e., the water cannot flow. Also, no gravity means no PE or no work done. Force due to potential difference is very important one and driving the time through transformation process.

Time: Time is link with Energy with Power Transformation only. Stored time in energy is used for power = transformation as a live time running process. Clock is not real time, but transformation is happening in all the matters forever due to atomic-electromagnetic closed circuits, acceleration and deceleration of transformation process on matters can accelerate or decelerate time running process; Therefore, we can consider newton's absolute time = clock time for measuring all accelerations/ decelerations on matters transformation process /cause and effects for analysis. time is driven by mass transformation process only; i.e., time running is depending on Force level on everything, therefore time running speed can vary among members; that can be observed / measured by using Newton's absolute time concept only; (clock or time scale can be considered as 4th dimension based on ∞ «Past «Present» Future» ∞) then only we can observe those acceleration or decelerations of real time transformation process in everything; Time running process is depending on transformation process of Matters = Power in Live Present form; Force-Power Relation (collision and penetration) is reason for everything. Time is running in both the conditions – individually (Ohms Law) and universally (Universal Transformation System). Here also two types (only).

2.18 Space is not in curve is in Force-Power relation (Collision and Penetration) (attraction and repletion) due to energy with power dividing transformation process:

The gravity force on matters can accelerate transforming speed through more radiation as accelerated process as accelerated dividing process, like our sun – is an easy /visible example. Actually, change in space is nothing but time running process. the space is changing always, the time is in stored form of Energy (for Future form) on matters and running (dividing) in the form of Power (present form); therefore 'Power.time' is past form or transformed form as transformed energy for further time running dividing process through live. Time running is fully depending on matters transformation process = 'Energy \Leftrightarrow Power.Lifetime'; Power is in live time running.

Spacetime??? – What should I say... change in Space is time running transformation process ... space is always changing without start or without stop; the changes in matters is driving the time. Time is purely depending on mass transformations only = force is involved. Imagine the resultant factor on matters like KE is displacing a matter from one place to another place without acceleration (inertial movement); then, here the time is not running because no force is involved, the time can run wherever the force is involved (but, 'the normal process inside the particles' are transforming the matters due to electromagnetic closed circuits and running the time in normal condition. Gravity pull on matters can accelerate electromagnetic radiation = accelerating normal Dividing process on matters and causing time running acceleration. Because of external force + internal Force only, the matters are moving from one place to another place and making changes in space, that is Force-Power Relation; we need Newton's absolute time as reference time (normal time) for measuring everything, otherwise not possible to measure anything (acceleration or deceleration on matters transformation) for analysis. Another one thing, time running is depending on matters transformation only (it is acceleration not inertial movement); therefore, time running process / change in space is depending on matters transformation only not because of empty space. Newton's Absolute time (measuring scale for human) (can be considered as 4th dimension based on ∞ «Past «Present» Future» ∞) can see or measure all the acceleration or deceleration of processes. Actually, the everyone's time running speed is varying based on transformation speed, force, heat, temp, pressure, colloid, surroundings etc. Here, we need one common time or absolute time like a clock as a scale for measuring everything. Therefore, Newton's absolute time is necessary to measure everything apart from real time (matters transformation) for analysis by human. If we keep the matters in cold condition, then we can reduce the transformation speed or decelerate the time running transformation speed, need not to go with high speed and make rounds around the black hole for increasing life time of the system.

Time dilation: Real time (Matters) transformation processes among members is variable depending on surroundings (temp, pressure, force, gravity, radiation, groups, contact colloid, etc), each member's magnitude level (energy with Power); groups properties; external influences... Remember, time is purely depending on

transformation of Energy with Power of matters (dividing process) from one form into another form. Inertial Velocity is resultant factor and no force is involved in inertial velocity (mv) after generation; is not having linkage with time running process. But acceleration/ gravity can increase normal transformation speed of matters; Example in Sun: gravitational force is accelerating radiation on matters/ core, is indicating speedy time running process then earth. Velocity (KE) can help us to maintain zero gravity while orbiting at constant velocity around the planet; here, the time is running in normal without additional acceleration (electromagnetic transformation only) from normal process. Since, no external force is involved or the external force is neutralized. In this condition the matters life time is not accelerated and transforming (electromagnetic) in normal condition. The collision, radiation / heat / temperature, force, pressure ...etc. are also can accelerate the transformation speed of matters; if we keep it in cold condition then, we can reduce the speed of transformation process. Transformation is nothing but dividing process due to electromagnetic closed circuits, is nothing but radiation, decomposition of matters (heat, radiation, gas ...etc are generated). Therefore, if we keep the materials in cold condition then, we can increase the life of matters or reduce the transformation speed. Need not to go with inertial velocity without acceleration around the black hole for reducing speed of time running process.

Neutralizing the external Forces (PE / Gravity) with KE (mvr/ mv)) (zero gravity place) is sufficient. Since clock is not real time and is required for measuring everything. External influences from our surroundings also can accelerate the transformation speed of matters under energy with power dividing process.

Here Mr. Einstein's thought process is: matters without acceleration/ force can increase life time, going with more speed can avoid gravity influence / external influence; Clock is not real time. Clock is Newton's absolute time can be considered for measuring everything. No other options, since everything is transforming and transformation speed is varying (acceleration and deceleration depending on surroundings) among members (based on temperature, pressure, force, gravity, energy, power, KE, PE etc...); we need Newton's absolute time = clock for measuring everything; we should not add force on normal clock as Einstein added. Change in Space is time running process and the space is always changing though power as live transformation process (matters transformation). Because of real time (matters) acceleration, the space cannot get shrink or expand; but matters can based on surroundings / external influences/ temperature/ heat/ radiation. When we move around the planet with high speed without acceleration means, the real time is running normally without additional acceleration because no additional transformation of energy due to additional force / acceleration. Clock is not real time; is a scale for measurement, transformation of matters is time running process.

Description	Newton's Absolute time (normal time) at any condition.	Matters transformation at zero gravity place	Relative time compared with rest condition of matters at gravity place (acceleration).
@Acceleration	No change	Accelerated	Accelerated + Gravity acceleration
@Inertial Velocity w/o external influence (KE) (least gravity)	No change	Not Accelerated	Gravity acceleration
@ hot condition	No change	Accelerated	Accelerated+ Gravity acceleration
@Cold condition	No change	Decelerated	Decelerated + Gravity acceleration
@colloid	No change	Accelerated	Accelerated + Gravity acceleration
@electro-magnetic radiation	No change	Accelerated	Accelerated+ Gravity acceleration

External force can accelerate the time running transformation speed; based on force the transformation process can be accelerated. As per Newton's view, the time is not decelerated or accelerated @ any condition, actually the clock is not time, is a scale for measurement. The matters transformation process is time running process, not only gravity; the heat, pressure, force, temperature, radiation, collision, chemical reaction etc are accelerating or decelerating (cooling process) the time running transformation process on matters. But we need Newton's absolute time as standard scale for measuring everything.... Einstein's acceleration on normal clock speed is irrelevant since the clock is not time/ is for measurement & analysis. Time running is fully depending on matters transformation only. We need not to go with high speed for avoiding external influences for increasing life time or reducing time running speed; chill or cool or cold condition is sufficient for increasing life. Sorry ...!!!; proof Sun; matters in cold condition.

Frames of Past, Present and Future: Remember all are happening / changing in single current live frame only. Current frame is live and real. Past frames were in real live frame, when those were in present form. Now the past frame is changed into current frame and this current frame will change in future when the future will come into present form. i.e, the changes are happening in present live frame only. Think everything in live present frame; i.e., look that past frame was in present frame. The transformation system or the real life is not like cinema/ movie frames. Once changed, we cannot/ could not change the past changes. Each and every particle is having Life under transformation. The future is depending on present and past actions/ reactions. All the changes are happening in Present live frame only (through Power (live, present condition) only, not through Energy (stored or hidden

condition). Resistance (time taken for transformation of Energy into Power.time) is controlling the processes. Therefore, 'Power' is live/ present tense and changes are occurring through Power only; 'Power.time' is indicating past tense = transformed energy; and energy is indicating time storage for future tense.

Why the most of the planets are looking like sphere shape? – Due to gravity. The gravity force is making them as sphere shape; mountain, water flow from high altitude area to low altitude are process is happening due to potential differences, i.e., natural phenomena. Potential differences are indicating value. Imagine a place is having no gravity - no work done (resultant factors) can be performed.

Sun is in the shape of sphere; the molten materials are formed like sphere due to gravitation force. It is generated by matters transformation process. Actually, all the matters are concentrated to the system CG due to +F vs -F. CG is systems CG is neutral point; each and every individual member also having CG. Which are all gathered and formed system CG by attraction force. Actually, the gravitational attraction is between the matters only; Sphere shape is proving this natural phenomenon. We cannot/ could not remove Newton from the system since $\{+F \rightleftharpoons | \rightleftharpoons -F\}$ is driving the time running transformation process in all. As said above, the divided least value particles are penetrating & pass through on interfering masses and generating Gravity force as reactive force against penetration process. Dividing process is involved in this case. Those are divided particles are escaping/ throw away with high speed from masses which penetrates and pass through on interfering masses and creating gravity force as reactive motion against penetration process. Actually, the space is not a curved one; is occupied by radiations from low to high level particles; which are all created/ divided by matters only as a normal process of transformation. As per Newton's view, the force between the matters, Matters are reason for gravity force. The matters are the only the reason for gravitational radiation from each member as a normal process when the matters emit least level particles with high speed. If no interfering masses means no gravity force even though the matters emit least level penetrating particles as radiation;

Matters are radiating its stored energy through dividing process as power in live as transformation process and driving the time; matters are having radiation field/ the radiation can effect centripetal force of gravity attraction when the radiation should have least level mass with highest speed; also there should have interfering masses for penetration and pass through them for generating reactive motion against penetration process.

The KE on matters/ particles is nothing but Speed only; the gravity is generated by the penetrating particles when/ while interfering the way of its movement due to its speed of least value particles from dividing process; gravity is resultant factor of mass transformation process from series to parallel (dividing). All the effects on earth is happening because of gravity force; Example Hydro energy and Wind energy, tidal energy, etc...

'R' directly proportional to 'V' = Live Proof: water dam; we need to build such a strong structure to store high level of potential hydro energy inside the dam. wall is indicating resistance value. Here we need to provide resistance value with respect to potential energy otherwise we cannot store the energy in dam/ pond or tank. This is easy example for resistance value is directly proportional to potential.

Two types of Zero are available; one is null = vacuum space; another one is created by potential values is called neutral as CG as attraction forces in equilibrium state. Neutral is consisting equal opposite potentials with attraction bonding. These are all logics derived from universal energy with power transformation system.

2.19 'Cause and Effect' (CE) + 'Cause and Conditions' (CC): everything is happening based on cause and effect. Surroundings (Conditions) are reason for causes of any effect of a natural phenomenon. We are learning from Surroundings and responding to surroundings. Here good and bad are depending on surroundings and perspectives. We can make the required effect by setting the required conditions (surroundings) and maintaining them; by means of this, we can change any effect of natural phenomena. Available Conditions are reason for everything. Effect has Power, is required control through conditions, is called Resistance. Power shall be / should be equally divided among us (within the groups or as whole) – this is natural conditions for smooth functions among us/ within the groups. Remember dividing process is driving the time ... Otherwise the unstable/ unbalanced forces will create turbulent (unstable conditions) effect among us. **Remember:** Resistance = 'Power per member x total number of members' in Watts (Power of each member is same); and Resistance = 'Power per member / total number of members' in Ohms (Power of each member is same). The final review on Resistance = 'Power per member' as per Universal Transformation system. The Resistance value shall / should be Proportional to Power (this is control on Effect). The Resistance value should be / shall be directly proportional to Voltage (Potential value (s)) as a control among members for smooth functions. Potential value is indicating +ve Vs -ve Values. Here Resistance is indicating desired conditions for desired effect / output. Refer 2.3.2 and 2.8.2a; We need to focus on conditions for controlling the 'cause and effect'. We should not / shall not control the effect directly without providing desired conditions. These are all-natural principles for Management. We need to focus on 'Cause & Conditions' for desired effects/ results.

Actually, all materials/ matters are having both positive and negative potential magnitudes (Forces) with equal weightage; therefore, how could we behave in one side??... we are all made up of materials / matters ... force is required for any transformation/ drive the time, we have 50% positive and 50% negative forces for delivering effects through Power.... Positive and Negative Forces both are depending each other for delivering effects

through dividing process as a Force as work done... we need to reduce the potential value among us for reducing effect side magnitude or maintaining required resistance like control for smooth functions among us. We are all one and equal with divided energy with Power; Due to unstable conditions, we need to counter with equal magnitude against opposite magnitudes as a power to control and for survival through domination or playing or by both, this is natural phenomena or normal ... as a human, we have more responsibilities to do...;

Who are You / Who am I...? Natural Principles / phenomena behind the Dividing process ((The One \Rightarrow All*) (* \Rightarrow *)): Remember: Energy with Power dividing process is driving the time and resulting work done, gravity (PE), KE, speed, velocity, radiation...etc. Dividing process is indicating single /One Source. i.e., The One Particle under transformation is reason for everything. The One particle was divided into many and forms everything. i.e., the source is single particle, any particle has life, is a system of transformation for driving the time for ever. **example in living thing:** take an earthworm (manpluzhu) and cut it into two pieces, both are living and their wounds are healing itself over a period of time and both are thinking/ feeling different personality / individual; both are learning and responding based on their surroundings. They can behave different character / culture based on their surroundings. Likewise, we are all. Actually 'The One' is available in all, all are learning based on everyone's surrounding and responding to surrounding. Here Positive 'at the same time' Negative are depending on surroundings. Here, we have 50% positive and 50% Negative forces to performing work done as per Newton's 3rd Law. We can make smooth functions among us if we reduce the potential values, since we cannot eliminate opposite sides either positive or negative; Positive and Negative forces are accounting 50% magnitude each and are having direct link as one is reason for creation of another. Higher potential values are having Higher Magnitude to perform higher level work done. Therefore, try to reduce differences as much as possible for making smooth functions among us. Anyhow we have to consume 50% positive and 50% Negative forces for performing any work done, here no one is Good or Bad. All are Good and Bad since everyone is started from zero knowledge. This is system for transformation (changing forever) due to Force. Are you thinking Death is Negative??? Imagine a living thing has aged and the parts are naturally deteriorated.... he could not do anything and his system is struggling for survival.... In this condition / In this point of view, the Death (end) is wanted /important to occur and the material should undergo transformation as reusable / recyclable. The system is having process of recycling for restoring the same through transformation. This is the process of transformation, is inevitable; no one can stop or pause the processing state. Here Positive and Negative are depending on Surrounding and another one thing ... both are having 50% power for performing transformation. Anyhow we have to consume both the sides equally; otherwise the Fate will control (50% Positive Vs 50% Negative forces) the things for transformation through dividing process. We can reduce the potential power of each for reducing differences for smooth functions among us. This is system under processing state. This is inevitable.... Humans are more intelligent and he/ she will make the things happening smooth after reaching certain saturation points. Until the saturation points, this ups and downs and unstable conditions can happen. You may ask "Who am I ?" try to get answers from you... here every one is equal... i.e., you may not / need not to accept other's answers. i.e., the process is dividing process ... power is divided to every one ... grouping of similarities are happening... everyone will get equal power through dividing process (i.e., the potential value is meant for Dividing process... no one can escape... everything is in material's hand (matters)) ... the system is driving toward that...Remember, Potential is value and is directly proportional to Life time or Resistance to transformation... high potential is indicating More life time (but Transformation (Energy with Power dividing process) speed is high in High potential values and low in low potential values; i.e., the Transformation speed is directly proportional to $V = \text{Power value in each member}$ and inversely proportional to $\text{Ampere} = \text{Number of Members}$) . Try to save natural resources for Long life... humans are consuming more natural resources even more than the required level. Try to control consumption of natural resources... otherwise our earth will die as quick as possible. We cannot find similar earths for shifting our homes...i.e., if that situation is available on others means, the living system might/ would survive already there... They are like us... everyone is same. Save which is available in our hand for our children. You are available in everything as you*... I am is available in everything as I am*. This is not story...is real... real is always having both the taste...will not give you sweet taste always... dividing process is dividing the energy / power for surviving with individuality; here I want to remember one foretold for explaining principles behind the dividing process – “ if a cat closes his eye, he believes that the entire universe got darken” - here living organism and even particles can survive with their own surroundings/ they will not die / suicide themselves due to no help/ supports from others... grouping culture within similarities are happening even in material states (remember dissimilar materials can react (corrosive, generate flame, radiation, explode etc....) faster when both are in contact.) ... this is natural phenomenon of system. Hence, try to form a group (surroundings) / join with a group (surroundings) with similar characters / characteristic properties, since we need such surroundings for survival with respect to characteristic properties due to 'union is strength' to counter other unions until the saturation point is reached by most of us and understood the reality everything (science shall/ should explore everything without fail with 100% real or truthfulness as quick as possible). If everything is smooth then we can behave as smooth to everyone, otherwise we need to give opposite effect for controlling others; the logic is need to maintain uniform potential values among everyone for smooth

functions. Since the dominations from higher potentials will destroy others like material properties. These characters / natural phenomena are available even in material state, in the form of gravity generation, radiation, force, speed, colloid, etc....;

After death what will happen??... what/ who was I?... next what will be me and he and it? ...: you are available as 'I am' in all, even in particles; at the same time, 'I am' is available in all as 'You'. Source is the one, dividing process and its surroundings are making differences among us. System is a common one in all. We can understand the reality by reducing the differences or understand the relations between all the differences. Therefore, the one is reason for all due to dividing process, is having both Positive and Negative forces for static with dynamic processes (controlled transformation processes) i.e., system (transformation) is meant for driving the time. Positive is reason for negative at the same time negative is reason for positive. Both are opposite relatives for generating force / performing work done/ resulting effects. Both are natural phenomena for processing. Both are depending each other for transformation. We cannot eliminate any one side for our convenient. The value of work done is depending on magnitude of Force (+ve Vs -ve). We must understand the natural phenomena for controlling / governing the Force(es). Humans are having ultimate power of realizing everything and hope, he will make smooth functions among us for betterment of every one after realizing everything. So far, He struck with science and made mistakes due to wrong understanding/ believes on natural phenomena. Everyone is learning from mistakes because all were started from zero; all are depending on surroundings; therefore, mistakes are inevitable. We can control effect by controlling surroundings/ conditions. All are 'The One' and having divided Energy with divided Power. System is indicating Transactions between the divided members under transformation. Transformations are energy with Power adding and dividing processes only, Changes are happening in live only. Form / Join with a team who are all having similar understandings for smooth functions and for making clarity / believes among team members. Here no one is good or bad at the same time all are good and bad, since we /everyone was started from Zero. Humans would /must change himself for smooth functions among us; he must realize that "we are all one = I am available in every one like". Remember: Dividing process is driving the time: actually, potential value is divided further with respect to time running process. If the magnitude is more then, they will undergo that magnitude level of dividing process due to Force and also deliver that magnitude level of effects (WD). Acceleration is more in high magnitude values... since number of members consideration inside the system* is reason. Remember, Force is directly proportional to Power (power means dividing process = divide one to many). We need to optimize potential values among us (uniformity) for smooth functions. Otherwise the force and its magnitude will do its duty (dividing process). We hope the humans can make the things for betterment of every one not only for human. He (every one) has to reduce/ normalize the potential values (uniformity) for joining every one as a whole for smooth transactions among us. For that we need system for controlling / regulating / governing the things as per natural phenomena (system's principles). All mistakes done by humans are natural phenomena, we can control them by providing desired conditions and maintaining them (Cause and Effect as well as "Cause and Conditions"; we have ultimate responsibility to realize the truth and make everyone to understood the same and also he has to ensure humanity to serve/ save other living things apart from human in our earth; Remember: sun is having more magnitude and his transformations (dividing magnitude) are proportional to its magnitude level; besides our earth is having less (than sun) magnitude and its transformations are less as its magnitude level. Therefore, try to reduce the potential values for smooth functions among us or make uniformity among us. Actually, the system is driving toward that only; would be fulfilled in future!. This is going to be realized by us once the saturation point (optimal satisfied level + more than satisfied level is useless or waste) is reached. We hope humans will do his destiny. Remember, everyone was born & died infinite times in past and everyone will Born & die infinite times in future since everyone was divided from "The One" of the biggest energy with biggest power; no escaping mechanism is available; everyone is "The One", We cannot judge our future life after our death; we will be in all / any form from particles/ insects to Trees / Humans or God or etc ... (materials to Human beings); since you are the system; system else is not available. Human is having ultimate powers then others; humans have to behave with kindness and he has to realize the truth and responsibilities. Focus on making smooth functions among us; try to know the importance of everything/ everyone; for that we need to reduce/ neutralize the potential values among us (since the system / materials are progressing toward that) and make uniformity among us (potential values). All are depending on materials/ matters only, we must align with the system and its process for smooth functions; otherwise the fate / natural phenomena can change/ control everything. We are all fulfilling our fate based on actions and reactions; this is our duty to do ...; death is not end; and we will come again and again as a process of transformation for infinite times; try to give importance to everyone and try to solve problems among us as smooth transactions with equal potential level. Example in Capacitor- members (I) are stored in capacitor as a group, and are having equal magnitude (V) on each member inside the capacitor irrespective of variations in inputs/ loads, i.e., the grouping potential is balanced/ equal /normal within the group irrespective of potential values added/ divided. we must maintain normal/ uniform magnitude within the group for sustainability otherwise the group can divide further based on potential difference as a normal process of dividing process.

Fate: Force (+F vs -F) = $\{+F \Leftrightarrow | \Leftrightarrow -F\}$, variations/ differences between Ohms Law and Universal Transformation system are reason for Fate. i.e., difference between independent actions/ reactions and universal Actions / reactions. Everyone is come with purpose based on actions and reactions, do not worry about anything... keep going with your way of understanding; try to know about yourself and everything ... will give you clear understanding about everything...everyone is important and as a part of system; we cannot ignore any one/ anything... we are the system...we cannot escape ...no system else...human should have humanity...!

Dividing process and Humanity (Human-Kindness): Any Potential values / any values are meant for Dividing Process (transformation as a natural phenomenon) and resulting effects like all*...work done, KE, PE, Speed, velocity, heat, radiation, collision, force etc...; Humans are have ability to realize everything and make changes within and his surroundings for his survival +others...; everyone is started from Zero and learning from surroundings; therefore mistakes/ unkind actions are inevitable. He is learning throughout the life and behaving based on his learning. Also, human competition is creating ultimate demand to earn money at any cost for his survival/ enjoying/ storing for his future generations and others...etc; such situations are affecting Human Kindness and increasing selfishness and crime, Money based economic principles are base / cause for such situations. This will continue until the saturation point (optimal satisfied level + more than satisfied level is useless or waste) is reached among us and based on realization / knowing everything and he/ we going to fix the optimal point for survival and will be followed by everyone. Since, Science is still lagging to explore everything and need to be reviewed everything for optimizing / correcting wrong understandings. Remember one thing, everyone should be in one side as neutral side then only we are 100% clear. We need to review our economic principles for everyone's betterment not only for human.

Dividing process is base for the above natural phenomena... dividing process is creating various differences gradually throughout the entire period of dividing process, any difference is having relation with others, since the whole universe is created from single / biggest one particle.... Actually, we are always learning from differences only.... Number of member consideration (dividing process) is key for learning everything.... Parallel activities are gradually increasing and exploring wherever possible.... Human kindness can resolve all the problems among us by realizing the truth.... Ariyamai (அறியாமல்)/ ignorance is reason for the problems among us. Science must do its duty as well for resolving issues among us, hi everyone is having responsibility for resolving issues among us, and here every one is important, we cannot ignore anyone for our convenient....!!!!; since everyone is reason for the transformations among us and relation / reason for other's potentials.

Law and Justice: first we need to focus on setting required condition for preventing unwanted actions/ reactions and for getting required outputs/ effects. We cannot punish human without maintaining required conditions for desired output/ effects. Here both positive and negative are important for generating force for delivering any effects (WD) We can control them by reducing differences among us... since human mistakes are inevitable... no one is perfect here... If the system is creating a one as perfect means, another one is also created in opposite side with equal weightage for balancing ... This is controlled by Force for transformation, as natural phenomena for ensuring recycling process as $\left\{ \frac{V_{\text{Highest}}}{R_{\text{Highest}}} = I_{\text{Least}} \right\} \Leftrightarrow \left\{ \frac{V_{\text{Least}}}{R_{\text{Least}}} = I_{\text{Highest}} \right\}$ + resulting work done as resultant factor for ensuring “ $\infty \ll \langle \langle \text{Past} \langle \text{Present} \rangle \text{Future} \rangle \rangle \infty$ ”. Remember human beings are one of the resultant factors from mass transformation process. The system could create all kind of potential values form least value to highest values based on ‘cause & effect’ in both sides. As a human, we need to focus on ‘cause & conditions’ for controlling the effects up to our hands (possibility). Condition means surroundings. Human-selfishness (egoism/ self-importance) is creating more variations / differences among us, he ready to do anything for his good and bad (commitments on both good or bad/ vengeances/ fear/ angry / mad/ understandings, decisions, for food, for become rich in terms of money or life..., good will, sympathy ...etc... (i.e., from least -ve to highest -ve at the same time least +ve to Highest positive) even on animals and on matters/ materials. Unknown Cause behind everything is ‘unaware of the truth’ / ignorance. Living begins from small one to biggest one are doing their activities for their requirements, but we are all depending each other for creation, living/ survival / processing and for reuse, recycling and restoring activities; example without trees/ greens/, we (humans) can/ could not be created, still we are surviving with their supports, are we giving importance to them???. He has to reveal interrelations between everything and its processes for taking prompt decisions on everything. Here ‘The One’ is available in all as ‘self-driven systems’ and we must realize the truth for resolving problems (variations) if any among us. We must upgrade our self by understanding everything with inter-relations without any controversy and minimizing variations/ differences among everything for giving importance between everyone / everything ‘from matters to living beings’ (two differences only).

Who are Right?? and Who are Wrong??: We cannot say everyone is right when Everyone's view is different. Here every one is important in dividing process since the energy and power are divided to everyone. If they have different view /opinion then we should realize that, the situation is not 100% clear for finalizing/ realizing. Anyhow, the true one is having 100% real and is available with us which are all not explored / realized by us. In ground reality, the views/ opinions are taken as right (100%) when those who are having more support from

members; in real, those views/ opinions might have not been right or wrong. The science shall/ should tell 100% true / certain views to everyone. Therefore, try to know the importance of telling really true to everyone. In dividing process these are inevitable and they will come in conclusion based on understanding the differences and similarities among everything. Everything is important, we cannot ignore anything for conclusion, since everything is divided (i.e., I or You can ignore anything for conclusion, since everything is I or You; the conclusions may be or may not be right.); this is power of dividing process; we shall get clear right views/ visions from dividing process. Actually, the process is from 'The One' to most members (dividing process) – is indicating 'from single member' to 'most members' – the knowledge level is improving from 0% to 100% gradually since the members can behave different based on surroundings (magnitude (value), groupings); Grouping is neither Adding nor Dividing process, is a resultant factor of dividing process; same kind, same magnitude /wavelength members joint together as a union is called grouping. the magnitude can/shall be same among group members otherwise the reactions can divide the high or low potential members and made uniformity or dividing the group with same magnitude. Remember both Positive and Negative Forces are accounting exactly 50% magnitude each for delivering work done (all Effects = Power). Therefore, any differences can accommodate within these two. The humans are having ultimate power of realization everything and do required things for everyone's betterment not only for human.

Comparison between 'The Universe' and 'Humans Body' (system): we are consuming food for energy and after transformation of foods, the waste is used for plants, and the plants give us fruits and again used by us... the cycle is continuing until death. i.e., after so many cycles, the body and its parts are deteriorated/ weakened and causing death due to storing and releasing cycles of energy from food. This is normal cycle. The same thing is happening to universe. The materials/ matters are undergoing dividing process again and again for delivering work done (heat, speed, movement, gravity, emission, radiation, light rays etc...) and finally transformed into least particles (useless particles). Work done is resultant factor from dividing process. Dividing process is lose to the system, is nothing but decay. The system is nothing but 'Adding \rightleftharpoons Dividing' process of member(s). examples for life cycle: life cycle of battery, Conductor, living being.... The same things are happening to universe transformation. After so many uses of energy transformation, (cycles) (life cycles) we are disposing the body due to deteriorated for recycling / recreating processes...!!!

2.20 There are Constrains -Inevitable due to $\{+F \rightleftharpoons | \rightleftharpoons -F\}$ (Mirror Rule + Newton's 3rd Law):

* Birth and Death are inevitable due to transformation processes (is also a process of recycling; death is not end; no start and no end; Start \rightleftharpoons End; we will come again and again/ will born with different infinite characters/ creatures) and Always start with Zero and learning / changing based on surroundings. Everyone is part of the system; we cannot ignore anything ...even waste...remember you are living / available in all forms from matters to living beings.

* We cannot go back to Past; system is having infinitive past at the same time infinite future (endless 'at the same time' start-less or "Start \rightleftharpoons End"). Changes are happening in present form / live form only. Similar past will come in future as future. System is processing toward future only. No way to go back to past...never Possible!!!

* we already took birth and death infinite times. We will do the same again and again... through infinite future. No escaping mechanism is available. but in all the time, we start from zero and learning / changing based on surroundings. 'The One' function is divided into 'many One' and happening further due to dividing process is driving the time; we are all 'the one'.

* All are processing among divided energy with power systems. Here all are surviving with 50% positive and 50% negative forces (Fate).

* There are Two types of processes only. One is energy with power Adding and Dividing. Any process can come under this range. * Mirror: we can see creations are having mirror relation. Example, human body, animals, sun(sphere). Mirror is also telling about true Vs image relations;

* Both Positive and negative forces are depending each other for transformation and having 50% magnitude each. One is reason for another; the force is reason for everything, without force nothing is here. Both positive and negative magnitude with equal weightage is required for generation of force.

* High potential is indicating high life time. Low potential is indicating low Life time. Potential is directly proportional to Resistance; resistance less condition/ low resistance condition can join members together / groups. Any potential value(s) is always leading to further dividing process. Since, the system is driving from highest potential of one member into least potential of most members. i.e., potential value is meant for dividing process & driving the time. The processing speed is depending on magnitude vale or Force value.

* Dividing process is giving divided energy and power to each one and each one could survive himself based on their surroundings. Potential is meant for dividing process always for driving the time. So, focus on reducing potential values or make uniformity for getting smooth functions among us. We need to follow and go along with system's principles (natural phenomena) and path way; otherwise the Fate (Forces for ensuring processing without start stop with recycling) will come and control everything.

* Material is having value in terms of Energy, Power, Time, KE/ PE, Temperature, Radiation, Heat, Gravity...

etc.... (everything). i.e., the Material properties are controlling everything based on its natural properties, we are behaving like the material properties. Without material we are nothing.

* Every one's view is important (apart from good or bad), everyone can/ should act with their own control for dividing process as aligned with our system's process/ progress. This will give clear / better clarification and better progress on every one's life cycle. i.e., in dividing process, each one can survive without other's help. Everyone could survive with their own control, they will not die due to no helps from others, this is power of Dividing process. The system is common in everyone and can survive in every one. Dividing process is giving divided energy with power to every one for survival.

* Grouping of similarities are like adding process; grouping is neither adding nor dividing process; but the groups can undergo further dividing process due to magnitude (potential), ultimately everyone is independent, and potential value is always under dividing process as process of natural phenomena ... this is fate. Example, the earth core is having more magnitude particles, but where as in atmosphere, the density is layered based on the particle magnitude values; therefore, here the group is a question mark???? Grouping is happening based on similarities within the groups.... dividing process is driving the time.... Inevitable!!!

* Force is reason for any changes in space and time. Force is having two faces of Positive and Negative with equal magnitude, both are opposite to one another and mirror to one another. 50% positive and 50% negative are like Fate for balancing to ensure no stop or no start of processes; i.e., infinite past and infinite future....

* All the matters are transformed matters only from added form to divided forms; like waste or decomposed matters from previous forms. Magnitude is meant for dividing process as a process for driving the time...

* Ultimately Everyone is independent with their own process & control, since the dividing process is driving the time (**energy with power are divided among members**). Grouping with similar wavelength / potential members is possible, but anyhow the potential value is meant for Dividing process and the groups can survive for a temporary period and also a question marks with maybe / may not be condition... since everyone is independent with their own systems + surroundings. Humans are having ultimate power and has to solve issues among everyone / everything as normalization process for betterment of every one.

* Fate: is based on cause and effect due to Force (+F vs -F) or Power (+P vs -P).

* Positive and Negative are depending on every one's perspective; actually, both are meant for transformation and for resulting work done (Force) (resultant factors; actually, matters is father & mother for resultant factors.).

*life system: every one shall start from zero to show all the perspective from the one to everyone. Example: the cat should be a cat; also, a child should be a child should not be an adult, then only the system can progress in normal. Life time is fate under transformation process, since the system limits are like.

* the system can survive forever without fail with infinite past and infinite future; changes are happening in live only through power. No way to go back to past. * Newton's absolute time is necessary/ required for measuring everything (acceleration and deceleration on all process phenomena).

* we cannot avoid positive and negative actions/ reaction; the system is like; since the force (+F Vs -F) is driving the time. The human can control by setting conditions and by reducing differences. (do not punish human for his mistake /ignorance (all the crime defined by human is coming under ignorance only); we have to set conditions/ make them understood the truth for smooth functions among us. Human has ultimate responsibility for making better life of every one life on earth. Are you want to dominate every one ??? remember you are available in all form of creations not only on earth. Fate is under materials/ matters control due to its configurations for delivering dividing and adding process as endless at the same time start less transformation process. Do you want to destroy the system or every one??...not possible ... since dividing process is driving the time (energy with power is divided to every one) ... everyone can survive with their own control and his surroundings... evolutionary process. Remember you are available in all form of creations. The system is expecting kindness from human on its creations. i.e., every one shall survive with their surroundings.

* human mistakes are inevitable since everyone is started from zero...is leverage for progress with available resources around him ... this is evolutionary. He will change...to an ultimate level.

* the matters are like a machine having set of process control parameters as duty to do without fail like fate. Matters are supporting agent on resultant factors. Do not worry about death, will come again and again ...no one can escape... since you are the system. Everyone is started from zero for living with their surroundings. The transformation system can survive forever without fail.

* human is also a pity one with kindness; since, he knows everything and has more knowledge then other creations. knowing is pain...

* N = Newton* – Force is driving the system. (system = transformation system);

* Positive and Negative potentials are meant for dividing process and resulting work done. Positive and Negative perspectives are depending on members surroundings and his view point. Actually, positive is not positive and negative is not negative; are systems fundamental relatives / essence for creation without start at the same time without stop or Start \rightleftharpoons Stop.

* The One* particle / system is divided themselves with the help of Positive and Negative essence for evaluation

of universe (work done) through dividing process... ultimately to create a child from human beings and to see his childhoods as a mother + as a father + as a Nature apart from materials/ matters transformation. What should I say ; this is our system; sorry we cannot create a system else ; Every matter is transformed matters only ...no one is new one. We cannot ignore anything even a waste under transformation; all are part of the system. All the particles are in living condition for ever with the help of closed circuits under dividing process. The system has advantages as well as equal magnitude of limitations as counter to ensure survival forever = no start & no end.

* positive and negative potentials are depending each other for creation and transformation for delivering all effects as work done. No one can appear without another; newtons 3rd Law + Mirror rule is playing major role. Both are having opposite relation; both are family members / joint members when those are having less potential or least potential like source neutral region. Where as in load neutral, high intensity force with high magnitude opposite potentials is doing Dividing process and resulting centrifugal force as work done. Human has to realize everything and has to reduce potential values among members for betterment of every one. Remember, the one is living as everyone; we are performing/ responding +ve and -ve actions / reactions based on surroundings. Do not punish human for his mistakes ... Pl. solve it by providing required conditions...Government has collective Power to do anything at any cost ...what a common man can do? instead of Government. Potential is must be Positive or negative potential; if one side is positive means opposite side is negative. Potential is not a neutral one... no way to create else; neutral (forces in equilibrium state) is source... potential is meant for dividing and delivering work done, is depending on magnitude. This is like fate as a control to ensure time running process for ever without stop and without start or 'Start \rightleftharpoons Stop' through transformation process as system.

* no way to create a system else... if you create such a system ... then you can create as you wish... not possible ... since you are the system ... ha...ha...; it is a closed loop ... not possible to open.

* human beings: everyone is started from zero and learning from surrounding... positive and negative are depending on surroundings... how can we create 100% matured members ...are we set required conditions to deliver 100% matured within 18 years... any how we have to consume both the sides for transformation / survival from surroundings... potential is value, we cannot live without potentials...set required conditions for smooth functions among members... do not punish (sentence to death) human for his mistake...; instead make them understood the truth... as a government, it is possible. Give us a solution here If you have alternate idea.

2.21 Terms and Definition:

Process: is transformation from one form into another form; there are two types of fundamental processes – one is Energy with power adding process and another one is energy with power dividing process. Are happening one after another as loop forever.

Adding Process: Add all divided least particles into 'The One' Biggest particle. **Dividing Process:** Divide the 'The One' biggest particle and further up to most number / members of least level particles.

Grouping and Sub-Grouping: grouping similar magnitude / same wavelength members for delivering advanced common effects, society with social functions (Sun, Earth, sea, river, air, atmospheric layers, galaxy, group of galaxies Group of members, group of Deer, human beings; so, the grouping is phenomenal; social formation and for every one betterment. Group can survive forever.

Magnitude or Value: Potential values (Force, Voltage, Ampere per member, Power, Energy, +Ve Vs -Ve; KE, PE, etc...values are +ve, -ve and Neutral is like CG = attraction force(s) (equilibrium of forces) not zero.

Members: Particles under dividing process and adding process with and without group. Dividing from one biggest particle to the greatest number of least particles over the longest period of time and adding from greatest number of least particles into the One Greatest particle over a shortest period of time. Grouping of members can create special effects like sphere formation of groups of particles under gravity. External Influences / Control among groups...etc...

Team: is objective oriented, skilled, enforced drive to achieve the target, otherwise the team will be demolished. The team have different wavelength members, domination, race, competitions are available. team cannot survive for a long term. Team formation is ~applicable only for human beings.

Resultant Factors: are effects (Power) from Mass transformation process (energy with power dividing Process = electromagnetic transformations). Work done, Gravity, Radiation, Heat, KE, PE, speed, velocity, cold, hot, human beings ... etc...; mass cannot get increase because of resultant factors.

Transformation: Electromagnetic process from R to 1/R and 1/R to R; i.e., $R \rightleftharpoons 1/R$; i.e., Start \rightleftharpoons End. Transformation is inevitable and is happening forever and resulting effects as work done.

Time =E/P; 'Energy' \rightleftharpoons 'Power. Time' = transformation process from R to 1/R and 1/R to R is driving the time. Time is directly proportional to R and the speed of transformation is also depending on magnitude or V or R.

Radiation: all the matters are emitting divided energy with power as transformation process. It is Dividing process...is reason for Every Creation. Radiation energy and power are depending on parent values. Also This is creating effects like Gravity (generated by high speed of least level penetrating particles), heat, temperature, popups, penetration, burning, colloid, ...etc. the gravity is generated while penetrating and pass through on interfering masses.

Force (matters) $\{+F \Leftrightarrow | \Leftrightarrow -F\}$: attraction / collide & penetration between +ve and -ve energies inside the particle; colloid on matters, accelerations. Force is having direct relation with Power in colloid and penetration activities. Penetrating and passing through of least particles on interfering masses can generate force of gravity. Speed of penetration is causing this natural phenomenon as relative motion when there is no colloid. Penetration is due to highest speed and least level particle like bullet. Example relative motions between knife/bullet and water on zero gravity place.

Mass or Matters: Electromagnetic particles under transformation ($R \Leftrightarrow 1/R$); Energy with Power systems. substance made up of electro-magnetic particles under transformation. All the matters are emitting radiations as transformation process in normal condition, accelerated, decelerated conditions based on surroundings and external influences like gravity, colloid, radiation, electromagnetic conduction etc... two type of transformations, one is adding process and another one is dividing process. Two types of matters electric and magnetic. Atoms are particles; atom is consisting/ made up of electromagnetic attractive fluid (attractive forces in equilibrium state) like loops.

Voltage: potential difference between positive and negative supply; Power per member; is indicating value of energetic; it is magnitude of power or Energy per Member.

Ampere: is number of values; or number of voltages; or number of loops or number of members.

KE on matters (speed): is resultant factor of mass transformation process; matters with velocity. Here Mass is supporting agent; speed is resultant factor from centrifugal force or orbital velocity as mvr. It is work done.

Velocity on matters: is physical phenomena and caused by ~centrifugal Force, measuring distance traveled per unit of time. All the particles are emitting its stored energy into radiations as power through dividing process as change process for driving the time. All emitted particles are moving with velocity & Making changes in space.

Acceleration on matters: change in velocity per unit of time on matters/ particles: is having magnitude and direction, is nothing but Force. This is main cause for changes any in our universe. Force inside the particles, colloid force, frictional force, attraction force, penetration force; CP, CF forces, etc.,

Zero: Two types of Zero are available; one is null = vacuum space; another one is created by potential values of Positive vs Negative potential energy is called Neutral Value; like attractive Forces in equilibrium State ($+F = -F$), like $\{+F \Leftrightarrow | \Leftrightarrow -F\}$ - tug of war, and Newton's 3rd law under mirror rule. (equal domination +play)

Value or Potential or magnitude: is difference between Positive and Negative magnitude. It is meant for dividing process and resulting work done. It is representing R value of whole system.

Time Travel: is not possible, all the changes are happening in live present form/ frame only. Similar past will come in future as future after recycling process of adding process. Live is real and available one!!!!...

Black Hole: is having nothing; CG = BCs of group of dominating matters/ planets/ stars located in that area/ sphere. the CG area of donut shape is nothing but Black hole. (the matters (donut) 'mean radial mass center' must be located far away from center (BCs) for black hole creation). Total galaxy's CG is concentrated in that region is called black hole. That is CG of Donut. Solid sphere matters would not generate whirlpool; only black hole can; is having nothing; consisting high intensity of penetrating least level particles with low level orbits.

Black Sphere/ Donut: exactly looks like solid donut shape is having tiny particles of whole universe like fluid form, are emitting very least level particles and generating high level of gravitational force between one side to opposite side for gathering everyone as a whole with normalized Domination + Play control. This is end stage formation for Adding Process to create "The Opposite One" by self-short circuit activity (enforced mass self-suicide activity of whole (lest level) particles of universe – by Universal Transformation System). Fate control.

Light ray: is a tiny electromagnetic particle under radiation/ emitting / illuminating condition, the light is emitting its stored energy while moving and will be transformed into black matter. Everything / all the matters are electromagnetic particles only. Light may not be a light while generation from mother or core of star.

Neutron star/ nebula: is core radiation. More Outer layers/ more liquid / more gases of a star/ outer most layer is trying to form semisolid state are splashed or dissipated to surrounding due to inside pressure as nebula due to unstable condition (more volume) of fluid/ semisolid. i.e., Donut formation of fluid. Core radiation is impinging it energy on outer layers materials like fusion and make unstable condition and accelerate dividing process.

Radiation: All the particles are emitting its stored energy as radiation under energy with power dividing Process. Emitting / radiating Particle size are depending on mother's atom size. It is reason for every creation.

Space: it is always changing. It is not in curve shape; Force-Power relation is involved in terms of Collision and penetration. Space is not in contract. Particle Penetration process (by radiation) is generating gravity. Change in space is time running process. Real Time is not 4th dimension (past & future are not available now) and is merged with energy as time storage and running through Power as Live Transformation Process. Time running process is fully depending on matters Transfection Process only in live... past and future are not available now!.

Control: There are two types of controls, individually (Ohm's Law) and universally (universal Transformation system) under dividing process / Newton's 3rd law + mirror rule, this is reason for Fate. Control in tug of war (static & dynamic) = domination control and play control. Control is established as centripetal control as gravity over out of control of Centrifugal Control / mv and resulted $mvr = L$.

Economic: everyone shall be/ should be in same level as normal controlled level for maintaining smoothness among us or at least within the groups. Otherwise variations / differences are generating phenomenal causes and effects. Money is not only focus, need to focus on Health, Educational (knowing everything), Smoothness, Human kindness, etc. Save Natural resources and maintain them for our future generation not money. We cannot turn the money into natural resources in future. Take / consume / change natural resources into money in optimal condition. We do not have other homes. Save earth for our future. Remember human have more responsibility then others. Since you are the system and you knew everything.

Good & Bad: is depends on perspective; both are having/ accounting 50% magnitude and depending each other. And are consumed equally by the system for Force / Work done. Example: Birth & Death.

True & False: here also both are surviving among us; our believes may be/ may not be true... both are relatives; since we are all started from zero, learning from surroundings and responding to it is reason behind that. Real one is always available with us, we need to explore them. Then those 'real truth' are not coming under true or false category. Ultimately, we need to reduce the differences among everything by understanding the inter relational principles/ natural phenomena on everything for clear understanding on everything.

Human mistakes: are inevitable, since all are started/ starting from Zero, any activities are having both positive and negative forces and effects, are accounting 50% magnitude; do not punish him for his any mistakes; all are cause and effects, poor knowledge (education) and poor understandings are reasons. try to reduce the potential values / differences among us for smooth functions. Set the required conditions and maintain them and make everyone to realize the truth. For that we need to do normalization processes for sooth functions among us; until we need to counter opposite side with domination control or play control for survival, since dividing process and variation / ups and downs; ignorance among the members. the Government / Management have power/ more power than normal Human and they have to set required condition to control unwanted phenomena as actions \rightleftharpoons reactions. Remember, we are all one (The One is available in all as self-driven system; sub systems cannot / could not get suicide due to no helps/ supports from others; they can live with their surroundings. Without surrounding the life is not possible. This is power of dividing process; we are The System; we must accept the reality and we have to set required conditions to control unwanted phenomena. Try to know your responsibility as a human; Since you aware of everything. Remember matters are having more energy & power than human!...

Fusion Energy with Power (Adding process): required highest / high level particles or gravitational core like sun/ star for generating high level radiation. Earth core is still generating radiation (power) due to gravity and high-level core particle. Remember light ray from sun may/ might not be a light ray at the time of creation...might be radiation with heavy particle. Its burns during travel and dissipating its stored energy to surrounding as a normal dividing process as fission process.

Fission Energy with Power (Dividing process): all the particles are under fission only = dividing process. We are Getting more Power / transformation process due to acceleration process, like flame, fire, etc...;

Vertical to Horizontal: The dividing process is transforming the potentials from vertical to Horizontal as a process of System. We must align with the systems progress for controlling fates. From potential state to potential less state as a process of Energy with Power dividing. Potential is meant for dividing process as a natural phenomenon. Uniformity/ common state among members can avoid/ control quarrel / actions and reactions/ cause and effects due to potentials.

Earth Atmospheric Layers: grouping like similar properties/ similar wavelength matter; outer layer is ready to escape state from centripetal control. New layer can form from liquid / solid / semisolid materials through transformation process. The System cannot suicide since no help from human... since energy is available on earth matters and Sun for Survival through transformation. This is dividing process; everyone can survive with their own surroundings. All living things incl Human are a resultant factor; mass is supporting agent on human body. Energy and power are available in materials/ matters hand.

Gravity generator: emitting lest level penetrating (no collision) particles from matters/ atoms are penetrate and pass through on interfering masses is generating gravity force; dividing process is generating gravity. it is a relative motion against penetration.

God: 'The One*' and 'The Opposite One*' Particles are ~God = and is reason for everything. It is a greatest electromagnetic particle under transformation = he destroyed / divided himself and turns himself into all/ every creation in the universe. Functionally, the 'Force with Mirror Rule' ($\{+F \rightleftharpoons | \rightleftharpoons -F\}$) is God and reason for everything. Newton's law is coming in picture, without Force the time cannot run. The one is available in every one, even in particles as self-driven system. Remember the cat should be a cat, then only the cat can be a pet animal for human. Divided functions are performing theirs Destiny...! Here every one is equal and important; we cannot ignore any one for our convenient since we are human and we know everything; as a human we have more / most responsibilities....!!! The material properties are like fate and is keen on to meeting its requirement on every progress/ function for Endless dividing, Recycling Process + Resulting effects in each process... Ultimately to create eco-systems for human beings/ living things and to see childhoods of human beings/ living things. Remember each particle is having life. Matters are having ultimate Energy and Power then human.

Evolution / Revolution: is under materials control. No one can stop the processing state. System = transformation system can survive forever without fail. Starts with Zero knowledge like a machine / material / matters and ends with 100% knowledge with humanity like a human kindness. Now the human has to take decision on everything (on all living beings on earth).

Time: two types of time (Adding time = shortest time duration (R) and Dividing time = longest time duration(1/R)) ... the real time (matters transformation from time storage to live time running process); Newton's absolute time (measuring scale for human and can be considered as 4th dimension based on $\infty \ll \text{Past} \ll \text{Present} \gg \text{Future} \gg \infty$) (this is not true/ real time) for measuring purpose on matters transformation under normal, acceleration, deceleration conditions by the human.

Speed of time running process (matters): in Starting is high speed and reducing the speed gradually toward end. Transformation Speed ('S') is directly proportional to 'V' or R;

Short circuit: Electric short Circuit (1/R) & magnetic short circuit (R): both the loops are one in another; any one loop shall have potential time storage as universal loop and another are independent short circuit loops over the universal loop(s) at a time. Short circuit condition is like self-suicide condition to give Energy and Power to opposite side. i.e., electro-magnetic transformation processes.

Power: is energy consumed/ spent (transformed) in live / present condition to perform a work. It is showing the changes in live / present condition.

Open circuit: never open circuit; not possible to open any circuits to stop the processing state or stop the time running process state. The resistance between the open circuit can be calculated based on loss due to time.

Resistance: is a control to regulate the transformation speed / flow. If no resistance means no life time. Resistance to transformation is as a control to determine life time of the system(s). potential is build based on resistance value only. Without resistance is self-suicide condition.

Mirror Effect: Why living things are having mirror properties? Is there any reason with fundamental principles? This is based on Action and Reaction or Cause and Effect based on natural phenomena / properties for processing. This is fundamental natural phenomena /properties like Force, i.e., " $\lll +F \lll F \ggg -F \ggg$ " = $\{+F \Leftrightarrow | \Leftrightarrow -F\}$. Mirror effect and Newton's 3rd law are having relation. Remember everyone is having relation with everything with controls since 'The One' is reason for everything.

Gravitational lens: is happened due to radiation of lest level penetrating particles from matters; is works like medium (lens effect due to change in intensity with respect to distance from matters) and **refracted** the light rays...it is like rainbow/ illusion.

Speed: KE is external factor / resultant factor from mass transformation can be used for work done and also can be used for transformation of mass energy from one form into another form – means dividing process, is loss only ...i.e., time consumption process. We can store the resultant factor (KE) in battery / capacitor through power transformer for performing work done.

Deformation: matters can only deform (expand & compress; adding and dividing) and empty space cannot get deform at any condition. Empty Space contraction or expansion is not possible (should not as per Mirror rule cum Newton's 3rd Law). Force- Power relation (penetration) is involved in space for gravity generation.

Temperature Difference: it is difference in atomic processing condition or state between matters or atoms due to force from internal or external under dividing process.

Anything else: This is System's Theory; if you ask Anything... This will Answer You or Guide you... Finally, you will get the answer with 100% conformation!... not 99.99%.

2.22 Progress of Effects (Work Done = Resultant Factors) from mass transformation process: The system was started with Centrifugal Force as effect from the One as mass transformation process of dividing process. Centrifugal force was in out of control function to spread the atoms/ matters throughout the universe when the mother atom (The One or The Opposite One) emits high level of particles. After a period of time the in dividing process, the atoms size are reduced and emits low / least level particles as radiations as penetrating particles along with other particles on all directions as a source like star / sun. Emitted lest level particles were penetrating and pass through on interfering matters / particles and which was started generating centripetal gravity force to make groups / molecule etc as sun, star and planets ... group of members performance and effects are vary depends on members properties, magnitude and its surroundings. i.e., out of control due to centrifugal force is controlled by centripetal force as a natural phenomenon as process to change effect from same process depending on magnitude of force value on each member. Domination control is depending on mass value (centripetal) and play control is depending on speed as centrifugal/ mv and mvr; human being life evolution is also effect from mass transformation process. Speed (N) (on matters, on atoms) is resultant factor of mass transformation process caused by Force $\{+F \Leftrightarrow | \Leftrightarrow -F\}$. Particle speed as emission speed (KE) due to centrifugal force is resultant factor; and are bearing on matters / atoms as rays / radiation/ KE/ ... here matters / atoms are in supporting agent for speed. Mass is not part in speed. Where as in atom level, the speed of charge flow (processing speed) inside the atom is depending on potential magnitude and its surroundings. Speed on matters is outcome from mass transformation as effect as



work done to show / all the differences depending on magnitude, surroundings and its members properties. Example: how we feel the heat / temperature ... in conduction: is difference between atomic processing speed & magnitude levels between the members; colloid (kinetic energy) between matters is accelerating atomic flow speed inside the atoms and transform them into unstable condition. In Convection: fluid is helping to transfer the energy from one place to another place. Radiation: speed of the radiation particle with unstable energy (normal particle carries additional energy from surrounding as imposed) is hit / colloid on surface.

3. THE CONCLUSION

Above said 'Theory of Time' is derived Systematically by using combination principles of Law of conservation of Energy with Power; Principles of AC Transformer = Principles of 'Series \rightleftharpoons Parallel' circuits under transformation; Ohm's law and Newton's Laws. The outcome of the above analysis on Electricity is a 'unique one' and can be used as a Common System* for everything without any controversy or paradox. All the observations are interlinked with everything and determined the relations and differences carefully as a system. And also found that, the Observed findings are meeting with the principles of 'System of Nature'.

Electricity: Energy is transformation from Series to Parallel through Power due to closed circuit. Ampere (I) can be considered as number of members available in the universal (Whole) transformation system. Energy transformation*is required to do anything. Energy transformation (power) is directly proportional to Force. Force is required to do all types of transformation processes / activities. Force-Power relations are unique and is reason for any change in space and time. Velocity- Acceleration on matters and inside the atoms is also a unique system in matters for transformation and resulting effects as work done. Wherever the energy (time storage) is there, there should have energy transformation process through power (running time). None of the energy can stay in one form without transformation with respect to running of time. Since, the time is running based on energy with power (loop) transformation process, 'at the same time', Energy with power (loop) is transforming because of time running process. Both are having direct relation to drive the time in the form of processing.

i.e., Energy with power transformation process between the two forms is $\left\{ \frac{V_{\text{Highest}}}{R_{\text{Highest}}} = I_{\text{Least}} \right\} \rightleftharpoons \left\{ \frac{V_{\text{Least}}}{R_{\text{Least}}} = I_{\text{Highest}} \right\}$.

(Two differences are only possible within the system) (Least ampere is indicating Electric potential and highest ampere is indicating Magnetic Potential.); Electric circuits: $V \propto R$ is correct as per Universal Transformation Sys.

Electromagnetic Matters Transformation System: $\{ \dots \text{Resulted } \frac{V_{\text{Highest}}}{R_{\text{Highest}}} = I_{\text{Least}} \rightarrow \left(\frac{V_{\text{Least}}}{R_{\text{Least}}} = I_{\text{Highest}} + \text{Resulting } \frac{\text{Magnetic potential}_{\text{Highest}}}{\text{Magnetic Resistance}_{\text{Highest}}} \right. \right.$
 $\left. = \text{Members}_{\text{Least}} \right) \rightarrow \left(\frac{\text{Magnetic potential}_{\text{Least}}}{\text{Magnetic Resistance}_{\text{Least}}} = \text{Members}_{\text{Highest}} + \text{Resulting } \frac{V_{\text{Highest}}}{R_{\text{Highest}}} = I_{\text{Least}} \dots \right) \}$

Time running is a process as is depending on Matters Transformation process from one form into another form for resulting effects as work done. The transformations are two types (only), one is energy with Power dividing process and another one is energy with power adding process; both are happening one after another as a process. Force $\{+F \rightleftharpoons -F\}$ inside the atoms is reason for everything; without Force, the time cannot run to do anything. All differences or changes in the universe are natural phenomena and are happening in dividing process as effects as work done in live condition; all the differences are having relation; we cannot ignore any one / anything for our convenient; everyone is accounted through 'cause & effect' relations. Mass or matters is not part of work done = resultant factors; mass is supporting agent in resultant factors; example kinetic energy, speed, mv, mvr. The Universal Transformation System is an endless loop system and can survive with 'No Loss - No Gain' condition forever without fail. i.e., Time running transformation system can survive forever through matters transformation as 'Start \rightleftharpoons End' loop processes. **Force** is essential to do transformation; because the Energy transformation (power) is directly proportional to Force. Loop structure is indicating Energy with power structure. Both the Loops (electric & magnetic) are one in another for storing and running the time. Opposite (concurrent) potential energy with power structure is undergoing transformation process during time running process. Attraction and repulsion are creating force. As we discussed, power is directly proportional to Force. Therefore, wherever force is there, there should have energy with power transformation processes. Transformation processes are energy with power dividing and adding processes. One member of energy with power is divided into most members of energy with power over a period of time and finally the divided most members of energy with power are added into the opposite one member of energy with power over a period of time under transformation. Then, each and every member's structures are same among them. Transformation is happening because of "one in another loop structure" (electric and magnetic loops are one in another for storing and running the time, both the loops are depending each other and both are inversely proportional for doing transformation process. We cannot separate the loops or open the loops to stop the time running process.)

Time storage (source consist energy; energy consist time storage) is required to run the time (load consist power; power consist live time running process). Therefore, energy with power must be available in system to drive the time. i.e., energy with power is indicating closed circuit (loop structure) with respect to electricity ($t=VI$), $\{ 'VI' \}$ is indicating time storage and $\{ 'V' \}$ is Indicating live time running process}.

The time can run forever without fail under transformation between the start to end and end to start forms; i.e., energy with power transformation processes between the two forms could/ can drive the time forever (indicating (\rightleftharpoons) conversion between energy with power dividing and adding process under transformation).

I have introduced number of members availability inside the system under transformation to compile most of the principles available in existing theories (science). Newton's laws, Ohm's law, Law of conservation of energy, AC Transformer's principles are essential in this theory. I do not consider electron or number of electrons for analysis. Instead of electron, I have considered Ampere as number of members by using systematic approach and 'Theory of Time' has been successfully derived without any controversy. And also, there is no definition related with energy with power dividing / adding process on electron in existing theories.

Resistance (R) is directly \propto to potential (V) power, at the same time potential (V) power is directly \propto to resistance (R). We cannot build the potential energy without resistance. Potential is value, without potential means no value. Potential under transformation is a process of energy with power dividing and adding processes under conversion. Numbers of members are increasing gradually during energy with power dividing process and number of members are reduced to one during energy with power adding process with respect to running time. But both adding and dividing processes are coming under Universal Transformation process.

i.e., **Start state** = $\left\{ \frac{V_{\text{Highest}}}{R_{\text{Highest}}} = I_{\text{Least}} \right\} \rightleftharpoons$ **End state** = $\left\{ \frac{V_{\text{Least}}}{R_{\text{Least}}} = I_{\text{Highest}} \right\}$; here \rightleftharpoons = **live time running process**.

Principles of Universal transformation system: In a transformation process "the ampere is inversely proportional to Voltage and resulting $R \propto V$ ". Everything is changing with respect to change in time (time running process). System's resistance is variable under transformation. The unique value of system and its boundary must/ shall be defined as constant (total Energy and total Power = Constant forever) for doing analysis on Energy with power conversion process or energy with power transformation process within the system.

* Electric short (highest ampere) circuit can/ could generate potential (time storage) on magnetic loop as per the transformation principles and Magnetic short (highest ampere) circuit can generate potential on Electric loop (potential less loops or circuits = short circuits). i.e., the properties of electric and magnetic transformation systems are inversely proportional. (Quick energy (time) transformation in one loop is generating time storage in another loop)

Principles of Ohm's law is meeting with each and every individual's properties under transformation; but, total transformation system's properties are meeting with principles of Universal transformation system; i.e., total system's properties (actual) are $V \propto R$ or $R \propto V$ and $I \propto \frac{1}{R} V$ under transformation; but $R = V/I$ in Ω .

The system and its boundary can be defined by using the principles of Universal transformation system + each and every individual's characteristic properties under transformation can be defined by using Ohm's law. i.e., $E = \frac{1}{2} VI$ and $P = \frac{1}{2} VI$ as per Ohm's law; $E = VI$ and $P = VI$ are constant forever as per Principles of Universal transformation system; $t = VI/VI$; Life time from 'Start \rightarrow End' is 't' seconds then 'End \rightarrow Start' is '1/t' = 't' seconds; Work Done is effect and it is having direct relation with the Rate of Change or Force or Power or transformation process speed. 'Force \propto Power' and 'Force.time \propto Transformed Energy = Power.time'.

Energy with power dividing process is increasing number of members within the system with respect to time; energy with power adding process is converting all least members into one biggest member within the system. Since, total energy and total power are same throughout the infinite life of the system under transformation (one in another loop structure or closed circuit under transformation is indicating infinite life time of the system through transformation. i.e., $\{ \infty \ll \langle \text{Past} \langle \text{Present} \rangle \text{Future} \rangle \gg \infty \text{ under } \rightleftharpoons \}$); i.e., the transformation system is having start and end state under transformation $\{ \text{Start} \rightleftharpoons \text{End} \}$ or No start and no end. All the Changes are happening in live only through energy with power transformation process; therefore, we could not/ cannot go back to past life; but similar past will come in future as future after recycling (restoring) process. Past is past; the system's processing (execution) is always toward the future (one way) ... no way to go back (never) ...!!!

All the activities inside the system are having direct and indirect relation between them based on Newton's laws (base). i.e., potential value is having/ consisting both concurrent positive and negative potentials. Big Potential value(s) is transforming into low potential values and resulting work done; present and future 'actions \rightleftharpoons reactions' are controlled by past 'Actions \rightleftharpoons Reactions' to make balance and to drive the time relatively. Since the total energy with total power is constant forever. The time running transformation processes can be accelerated based on Energy consumption (transformation) rate.

I have used principles available in existing theories (science) in systematic way to derive this theory. What I derived all were taken from current science only; I did systematic approach to understand the system of Nature. This is system's theory. I have interpreted that, the speech of Nature into easy understandable manner. Here I have derived this theory from series, parallel circuits under transformation + AC Transformer's principles; we could/ can compare this with our Universe's energy with power transformations processes.

System is in processing state: Like a story... Once upon a time, 'The One' number / member of Biggest Energy with Biggest Power was converted into many no. of energies with Powers, those many numbers of energies with powers were further converted into most no. of energies with powers (resistance is controlling the transformation

process speed) and those most ... etc up to as much as possible (up to least value of most members to make resistance less condition among them to build the 'Opposite One' by condensation). Finally, the least value of energies with powers will be converted themselves into the Biggest 'Opposite One' Energy with Power for further time running transformation process. (This is called recycling process like water energy cycle process.) So that, the energy with power is constant throughout the entire infinite life of the system. (+KE or +WD is resulted during dividing process.) i.e., (Energy storage is indicating time storage; Stored Energy is releasing through Power (power is indicating time running process); transformed energy with power (divided) is like radiation / thrown away from mother atom/ heavy masses or matters as child particles; radiation particle size is depending on mother atom or the core energy (conduction among combined members). In universe starting time, the emitted particles size was bigger and they were thrown away with centrifugal force by the One Mother Atoms; which helps to spread the divided matters throughout the universe. The continuous transformation process is reducing the atoms size gradually and after a period of time the divided particles were started emitting low / least level particles as highest speed of penetrating particles & started centripetal control (gravity force) between the atoms/ groups as domination (mass value) as well as play (velocity from centrifugal force) against domination; created groups are like galaxy, star, sun, planets. All the matters are under dividing process; every atom is releasing its stored energy to surrounding as power as a natural phenomenon of dividing process. finally, the total universe will turn into ~ only least level particles and occupying more space of universe. They going to generate/ release very least level penetrating particles with highest speed for gathering everyone in the universe by strong gravity force as a One Biggest Loop as an end state black loop formation for doing self-short circuit and to create The Opposite One.

Condensation Process/ Black Donut formation/ end stage formation: @ end of universe, all least value members will be gathered during the 'end to start state' due to "Strength less / energy less/ resistance less condition and convert themselves into a biggest one (due to highest ampere and highest gravitational force)"; So that, the system's life time will be restored back after destruction to run the time again. So that, the system has No Start "at the same time" No end, or the system's life has "Start \rightleftharpoons End". i.e., "the system's life has start 'at the same time' End under conversion or transformation process". (Both +ve and -ve answers are meeting within the system). (Remember: Time running is resulting Work done or KE or all kind of effects); All the differences were converted from the one; hence we could/ can convert all the differences into one. All the changes are happening for driving the time. For that, time storage and running time both are essential. The present reactions are happening based on past actions; same way the future will be based on present and past. If we consider the start state as creation state and the end state can be considered as destruction state of current universe; then, the time is running toward the destruction state. But Energy with power is constant forever. Transformation process or time running process is loss to the start state and current state. Please conserve natural resources for our future generations. Energy Consumption rate is accelerating the energy with power dividing process and as well as Time running process speed. Anyhow, the transformation system can/ could/ shall survive forever without fail, for that everything is changing itself to drive the time forever and resulting work done as effects.

Life Time: stored time in Energy is being divided in live as Power for resulting work done or for all kind of effects. More Consumption (transformation) rate can accelerate the time running speed. Consuming more work done through Energy with power dividing process is accelerating the time running speed. Higher life products cannot be accelerated toward end state quickly. Conserve natural resources with minimum transformation, which can increase life span of our earth. More consumptions/ more transformations / more recycling processes can accelerate the energy with power dividing process. This will spoil our future life. Resistance is very important to build the time period under transformation from start to end. i.e., resistance is keeping the energies in potential (energy-built structure under transformation is energy with power structure (loop).) and transforming them into another form through power. The power is also having resistance to control the transformation speed. Therefore, the total value of resistance is indication of life span of the transformation system.

Life time transformation process can be considered as real time and Newton's absolute time can be considered for measuring acceleration and deceleration on Life time transformation process(es).

i.e., life time is directly proportional to Resistance. $t \propto R = V/I$; ie., time is directly proportional to Voltage and inversely proportional to Ampere. And also, time is directly proportional capacitance, capacitance is indicating stored time. Therefore, time $= t = RC$; Consider the time period from start to end is t ; then end to start is $1/t = t^{-1}$.

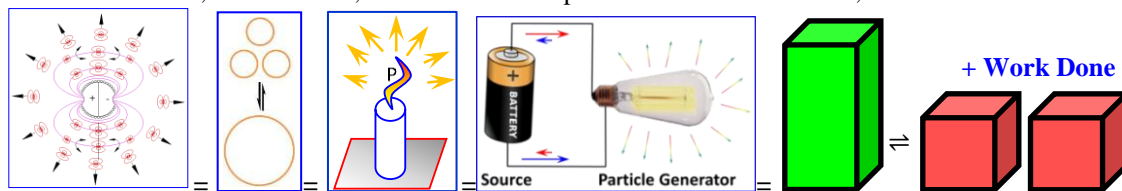


Fig. 3a Energy with power under transformation process (electricity = atomic = mechanical principles)

In loop structure (E & P), energy in source (+ve and -ve potential energy in systematic arrangement (energy under transformation is called energy with Power structure and indicating loop structure)) is flowing to

load and subtracted from the source due to force intensity of attraction (acting at load neutral area). The subtracted energy with power (loop) is thrown away from the source as radiation. Particle size is depending on mother's atom energy level.

Natural Properties / Principles of everything (Atom, electro-magnetic circuits, AC transformer, mechanical transformation system etc.,) are having similar natural properties/ principles. Electric and magnetic loops are one in another and depending each other for transformation. Polarities are opposite to one another and mirror to one another. Time storage and releasing processes are driving the time. Resistance is controlling the flow speed (transformation speed). But which is not stopping the energy flowing process (never open circuit). No resistance means no life time. i.e., Ohms law is playing major role to maintain the resistance in each and every member ($R=C$) until the end state donut formation.

After Death: Soul is like software created by matters transformation process under grouping/ joining for resulting combination effects. Death is not end... everyone is created by The One by dividing process as the one as everyone. Ignorance is driving every one through learning by doing / observing everything in our surroundings with self-driven system (selfishness) to reach a highest level as human to realize everything with matured mindset. As a human we have more responsibility to make/ maintain an eco-system for everyone with normal / neutral conditions. Remember potential is meant for diving process...reducing the potential value/ normalization process can make an eco-system for every one's betterment without egoism (live with equal potential values among members). No system else is available...since we are the system; after death the body going to be recycled and the soul can live without material...and matter reactions cannot affect the soul to deform / harm. Soul is like living space with same structure of living being without matters/ materials (vacuum space). Proof: matters x empty space. There is no boundary for space and time... parallel universes are possible since no boundary for space and time. Human can realize everything and he/ she should ensure eco system for everyone without ego. The soul after death will vanish/ dissolved in space as whole if the memory is lost. We will come again and again for the infinite life of the system as a system under diving process. Since we are the system ...no system else is available. here everyone is important / accounted under universal transformation system conditions. Everyone is having different perspective for exploring everything through parallel activities...everyone's view is important here...review everyone's views and decide / conclude independently based on your observations on your pathway... everyone is important here as a system under dividing process. We are learning from surrounding and responding to surrounding ... learning is like software loaded in hardware... every one is responding based on software loaded in hardware ... we can get expected results from set conditions.... Setting conditions for every one's betterment can solve all the problems.

Member's limits are Start = $\left\{ \frac{V_{\text{Highest}}}{R_{\text{Constant}}} = I_{\text{Highest}} \right\} \rightarrow$ **End** = $\left\{ \frac{V_{\text{Lowest}}}{R_{\text{Constant}}} = I_{\text{Lowest}} \right\}$ (**here, \rightarrow = time running**)

Attraction process is increasing resistance in series combination and repel process is reducing resistance value in parallel combination. Hence, we could take/ consider series have one member and parallel have many members. And this is meeting with the natural principles of series and parallel circuits. Electric potential of Both of +ve and -ve potential energy is built from source neutral in systematic way and tied by magnetic short circuit loops (independent loops) under transformation (time storage with time running process is indicating loop structure). All the differences in existing science is laying within the start to end state / limits and each and every member (particle) can show the polarities of +ve and -ve or North and south pole or combination of +ve, -ve, North pole and south pole. A common thing can/could show so many differences as much as possible to drive the time during energy with power dividing process **due to increase in number of members with respect to time**. Consumption (transformation) rate of natural resources can acceleration the time. This will affect our future generation life by reacting past / present actions; the created each and everything was come from "The One" and each and everything is transforming itself to drive the time. Time storage with time running process is executing the system without start, at the same time, without stop or "**Start \rightleftharpoons End**". Mass energy with power $\left\{ \frac{V_{\text{Highest}}}{R_{\text{Highest}}} = I_{\text{Least}} \right\} \rightleftharpoons \left\{ \frac{V_{\text{Least}}}{R_{\text{Least}}} =$

$I_{\text{Highest}} \right\} + \text{WD or KE}$ is constant forever. but, work done due to mass transformation is considered as external or resultant factor. external or resultant energy with power is depending on mass energy with power, but the mass energy with power is not depending on resultant /External energy with power for transformation. But the resultant /external energy with power can be imposed / transferred to mass energy with power for transformation process or work done processes. Hence the mass cannot get increase due to increase in resultant /external energy with power (work done). Work done is performed by mass energy with power transformation processes as resultant factors.

* Force is required to generate heat (Force (+F) and anti-force (-F) are required); also, in electricity circuit both +ve and -ve voltages are meeting at load and due to attraction force intensity, the heat is generated. Therefore both +ve and -ve voltage flow must be available to make changes at load. Transformation process is happening through power as live time running process; therefore, transformation is resulting work done in live.

* Electric and magnetic loops are one in another. One type of loops is tied as energy with power by another type of loops of short circuit loops in systematic way. Tied (stored) energy is releasing through load resistance to drive the time. Both the loops are depending each other for transformation. Transformations are two types, one is

dividing process and another one is adding process. Number of members (ampere) are increasing gradually during dividing process and gradually increasing the total ampere inside the whole system. Highest ampere is reason for generation of magnetic potential. one end is talking about electric member's transformation process and other end is talking about magnetic member's transformation process within the system's limits/ boundary.

* Equivalent Mechanical Resistance to Transformation is successfully derived/ calculated based on Resistance to transformation of Electricity. I have derived and found both electricity and mechanical transformation principles are equal and identified new relational properties between them.

* Mechanical Resistance to Transformation = $R_{mech.} = \{((\Delta\text{Energy}/ \Delta\text{time})/ \text{Member})/ \text{Total number of members}\}$ (Ohm's law is not considered here); i.e., $R_{mech.} = \text{Power per member}/ \text{Total number of members}$.

* Mechanical Resistance to Transformation = $R_{mech.} = ((\Delta\text{Energy}/\Delta\text{time})/ \text{Member})$ (as per Ohm's Law + Universal transformation system. i.e., $R = \text{Power per member} = V.I_n$ (based on Ohms law + Universal Transformation system) (this is Transformations System's actual value) ref: Table 2.8.2a.

* Loss due to collision of even masses: loss is considered as power (during collision energy transformation is happening; i.e., transformation is resulting work done) and found that $\{+P = -P\} \propto \{+F = -F\} \propto \{-\Delta p = +\Delta p\}$ (Power is directly proportional to Force). Power-Force is unique.

* Loss due to collision of uneven masses: $P_1/m_2 = P_2/m_1$ and also found that the power is not directly proportional to Force; but confirmed that $\{+P_1m_1 = -P_2m_2\} \propto \{+F = -F\}$; i.e., the force is required to do any transformation. "Where ever Force is there, there should have Energy transformation process (Power)". Force-Power are having direct relation. We cannot separate either Force or power from Force-Power (unique) relation.

* Open Circuit: Open circuit cannot be considered as 100% open circuit. Resistance between the open circuits can be calculated based on loss due to time. Therefore, never open circuit in system of energy with power transformation. Closed circuit is running the time through transformation ($E \rightleftharpoons P.t$).

* Ohm's law is containing partial principles of system and is not satisfying itself with Law of Conservation of energy. Ohm's law can/ could be reformed/ modified by using Law of Conservation of energy. Series, parallel combinations of electricity under transformation principles are equal to the principles of AC transformers.

* Ohms law is not suitable for dealing/ analyzing series and parallel circuit's principles under transformation. Ampere of a (or each) member is not divided in series, parallel circuits (electric circuits). Here number of members consideration is playing major role and AC transformer's principles are involved in conversion between series and parallel circuits (As per ohms law: total ampere is reduced or increased with respect to voltage and doing regulating activities; is not increasing or decreasing the ampere per member or each member). Reformed Ohms law is merged with each and every member properties from start to end (ampere of each and every member is divided). Remember, above theory from page 4 to 65 is derived by using Series-Parallel under Transformation Principles (AC Transformer's Principles = Universal Transformation Principles) not Ohm's law.

All the particles are electro-magnetic System. Electro-magnetic transformation (power) process is resulting Gravity when it emits highest speed of least level penetrating particles. All Particles are emitting its stored energy (0.5VI_t) in dividing process through power at load; the mass can generate gravity force when the divided members (emitting) are having least value @ highest speed (least potential particles). i.e., Power and force are having direct relation. Least value particles are penetrating and pass through on interfering masses and generating relative motion on interfering masses/ matters as gravity force.

Resultant Factor/ work done (speed or velocity) can be used to transform the mass energy with power from one form into another form. In power generator least mass (magnetic and electric) with maximum flow speed is involved to generate power. i.e., work done due to mass transformation (example: water dam) is having **velocity energy or speed** energy. Which is imposed/ transferred on masses and it is considered as external factor or resultant factor. Same way these external velocity energies can be transferred / imposed to internal mass energy (Power Generator: speed or velocity from mechanical transformation process is transferred to normal magnetic energy flow speed (Power) by transformation (quick storing and quick releasing electromagnetic processes), which is resulting electric power generation.); i.e., mass is not imposed/ transferred). Resultant factor is imposed on normal electric/ magnetic flow. Mass cannot get increase / decrease because of resultant factors.

Energy transformation under Newton's 3rd Law: Both +ve and -ve potential energies are opposite to one another and mirror to one another $\{+F \rightleftharpoons | \rightleftharpoons -F\}$; -ve energy is having equivalent magnitude against the opposite +ve energy. Negative energy cannot be considered as nothing or vacuum. $+F = -F$; Action and reaction are reason for everything. Negative and Positive energies are accounting each 50% magnitude and meant for transformation + resulting work done purpose only.


Particle: Both two types of particles are having both electric and magnetic loops; both the loops are one in another and depending each other for transformation. One loop must have potential time storage and another loops are independent loops (short circuit loops) over the time stored loop(s). All particles are electromagnetic. Time storage loop is tied by short circuit independent loops; one in another loop structure function is like ... time storage loop is trying to expand the short-circuit magnetic loop for quick flow... at the same time magnetic loops are trying to

control the flow speed of electric loop by circumferential attraction (reducing its diameter). Load neutrals are having high intensity of force and generating radiation from source energy through dividing process.

Mass: Mass / Atom (is substance of electromagnetic system) is made up of electromagnetic system like stiff body (attractive forces are in equilibrium state). Mass is constant forever; mass cannot get increase because of external or resultant energy/ factors. Resultant energy (work done or KE) due to mass energy transformation can be transferred to masses; (It can be taken as speed or velocity energy or PE, here the mass is supporting agent.) Gravity pull is depending on velocity of penetrating particles + Number of penetrations per sec depending on radiation intensity. No Gravity force was generated during start state (**start state is having Velocity energy on masses as mv not mvr**) due to emitted particles size were bigger. Stored particles at load neutral are thrown away by centrifugal force by mother atoms and are moving with mv. At the same time the centripetal gravity force will be 100% during end state because of emitted particles size will be low ~ least / very least value under dividing process (**end state is having centripetal attraction between matters as Acceleration on masses due to penetration of emitted high speed least level particles.**), then they can generate gravity toward center of the mass while penetrating and pass through on interfering masses). $mvr = L$ is coming in picture when the centripetal forces were started controlling each other. Energy adding and dividing process are life time dividing and adding processes. Transformations are happening through power as live time running process. Life time of start to end (Dividing) is 't' years; then end to start is '1/t' years. Quick energy transformation in one loop is generating Potential (time storage) in another loop.

Mass-Energy Equation: A big particle can deliver more work done rather than the equivalent amount or equal quantum (mass) of small particles under dividing process. Refer energy with power-built structure under transformation or energy with power balanced Newton's 3rd Law under Transformation for further clarification. I could not find any controversy between the above derived combination principles. Life time is not reduced or increased when the energy is in without transformation condition (without time running condition). Increasing Consumption rate of natural resources is accelerating the time running (power) speed and reducing life time of the system. Consuming more than the essential is offence. Which will affect our future generation life and our actions will be reacted. Anyhow the force can make change in the space and time. Acceleration (a) and velocity(v) are unique and is available in all matters. Based on above analysis and with sufficient proofs, I want to declare that, I have successfully translated the speech of nature into known language. Interpretation is very important to understand the system.

Consumption of natural resources: Work done is resultant factor and performed because of mass transformation process under dividing process in transformation system. Example as explained below, lower speed from bigger wheel (momentum = p_1) is transferred to small wheel and getting higher speed as per conservation of momentum (here the work is transferred from one to another in the form of speed (KE) and less energy is transformed (loosed) as heat due to force/ frictional. Similarly, these speeds are transferred to electric normal flow trivial mass through transformation process. The mass is not transferred from one to another. Resultant factor from mass transformation process is transferred from one to another. Mass cannot be created. If there is no force means there is no transformation of energy (dividing or adding process). Without force the transformation process (energy with power adding and dividing processes) cannot happen (no change in members). That is, the force is not generated due to no transformation of energy = power; life time is not utilized to do anything. Transformation (Power) is required to do anything (Force). Force between the wheels is indicating Torque (Power).



Description	Big gear wheel	Small gear wheel
Speed (N)	Low	High
Torque (T)	High	Low
Mass (m)	High	Low
Momentum (p)	Same	Same
Energy (E)	Same	Same
Power (P)	Same	Same

Fig. 3b Momentum transformation based on conservation of momentum and Comparison statement

Power (transformation process) is energy dividing process. Energy dividing process is resulting work done to perform a work. Consuming work (resultant from mass transformation like burning, decomposing, chemical reaction, recycling, transforming, etc...) more than the need is wasted one. This will affect our future life of the system. Keeping resources with low transformation can / could save life of the system with low acceleration of time. Consuming more than the essential is offence with respect to future generation life. i.e., it means that, we are eating our future generation's life (our children's life). Please train our children to save our natural resources by consuming as minimum as possible. Even if we consume more than the essential or required level (individuals acts with their own control), then the universal transformation system will react as per its own control as per rules. The total transformation system's resistance value is reducing gradually and moving towards zero for restoring the divided time into 'the one'. The universal system's resistance value reducing rate can be accelerated if we consume more than the need/ essential.

* Work Done (external or resultant factor) is performed by mass transformation (external and internal / mass energy with power) process as energy with power dividing process. Electric Power Generator is a ~Work Done Transformer (mass is not created or ~not transferred): least electric mass ~~is~~ mass with highest velocity (from work done) is involved in electric power generator. Resultant speed is imposed/ transferred on normal electric flow (normal time running speed+ speed added from resultant factors). Please do reverse analysis and engineering for better understanding and interpretation. Time running process is consuming the life time of the system through transformation. Transformation system is meant for time running process (time running process is resulting work done) forever ($\infty \ll \langle \text{Past} \langle \text{Present} \rangle \text{Future} \rangle \gg \infty$ under \Rightarrow). The time running transformation system (energy with power transformation system) can/ shall survive forever without fail. Do not worry about the system's processes; worry how to save our natural resources and plan accordingly.

Resultant factors due to mass transformation are depending on mass energy with power for transformation. But the mass energy with power is not depending on Resultant factors such as External Force, Velocity energy (KE) due collision / burning and potential energy due to gravity (PE) during energy with power dividing process. The external (velocity on body) velocity on matters (KE) are mv and mvr on matters are caused by centrifugal force. Emission / Radiations from mass transformation is caused by centrifugal force only; radiation of least level penetrating particles from matters on interfering masses can generate gravity and generating relative motions around members/ groups. The relative motions due to domination and play among members / groups can accelerate the atomic time running process due to force / pressure. Force-Power relation is involved in all transformation processes. Newton's Absolute time concept is required as a standard scale for human to measure all acceleration and decelerations on real time running/ transformation processes. i.e., Force must involve to make any changes in space and time. Inertial movement is not having direct link with time. Time running transformation process as 'Stored Time \Rightarrow Live time. Life time' is merged with matters as energy storage as well live transformation / Power. Here stored time is hidden time or tied time and live time is released time from storage in live for resulting External Force as centrifugal force on divided particles as radiation. Energy with power dividing process is driving the time and resulting effects as work done. Mass is supporting agent on all resultant factors.

Linear Momentum & Angular Momentum (L): Linear momentum (mv) (external or resultant factor caused by centrifugal force due to mass transformation in dividing process) was started during the start of the universe since no centripetal control was established by the system at the time. Linear momentum was started to turn into angular momentum when the centripetal control was established by the system through gravity generation by emitting high speed to highest speed of least level penetrating particles for generating relative motion against penetration.

Gyroscope (Spin of Donut) and its Gyroscopic Effect: Radially divided Masses (R_{CGs}) and its leverage action (mr) from one side to opposite side through CG (pivot) on rotating Body of donut due to mvr (velocity direction is different on each mass centers as tangent to its spin) is generating Gyroscopic effect as resistance to change its position / orientation when external force is involved. Axis of Center of gravity is turns into pivot between one side to opposite side due to mvr (actually in $mv = p =$ linear momentum is not in control of centripetal force and is having direct link with Centrifugal Force; where as in mvr , mv is turns into mvr due to centripetal control or gravity force. mvr is controlled by domination of centripetal against play. mv is ~uncontrolled and caused by centrifugal force due to mass transformation process in dividing process. mvr is dividing the whole mass radially based on velocity directions ($mv(s)$) and leverage function (mr) from one side to opposite side through pivot/ due to pivot (CG) and push and pull reactions against external forces with or without gravity is creating as gyro effect based on angle between radially divided $mg(s)$ direction with or without external Force(s) direction and $mv(s)$ directions on radially divided mass centers. Here Force couple of $mg(s)$ and normal reaction (F_N) is having control like centripetal over mvr (velocity couples on radially divided mass centers); so that the gyroscope is falling with resistance through secondary angular momentum as torque. Velocity (orbital velocity & velocity those are not toward center of gravity) is having link with Centrifugal force (F_{CF}) (those are/were caused by centrifugal force only), but controlled by centripetal gravity force (F_{CP}). Our Moon is not having self-rotation ...it is Gyro effect.

Gravitational Torque = Gyroscopic effect as Torque: Parallel pull by centripetal gravity force on mv is generating gravitational torque as gyroscopic effect. Here also parallel pull on radially divided mass centers with tangent velocities (vr) are involved for push and pull reactions and Turing the planet to align with the orbit path way. Here no centripetal acceleration through only CG is involved for aligning on orbital path way.

Newton's Absolute time: It is a scale for human to measure all accelerations/ decelerations / normal changes in processes. It is not real time and can be considered as 4th dimension based on $\infty \ll \langle \text{Past} \langle \text{Present} \rangle \text{Future} \rangle \gg \infty$. It is required to human for observing everything in normal state as standard state.

Real Time: is merged with matters as time storage and live time as energy and power; everything is in matters hand; matters are having more energy & power than human. Newton's absolute time is not real time; is required to human for measuring real time processes. Power.time is past tense activities; Energy is for Future tense activities; Power is for live present tense activities. The system has ($\infty \ll \langle \text{Past} \langle \text{Present} \rangle \text{Future} \rangle \gg \infty$ under \Rightarrow) infinite past and infinite future. No one can pause / stop the processing state; loop system is driving the time running speed through 'Start \Rightarrow Stop'. Everything is in matters hand ...matters are having logics for processing

for endless life of the system. matters can only deform through transformation process and empty space cannot get deform at any condition. Power-force relation is involved in gravity generation through penetration.

Potential Energy as forces in storage: potential energy is value, it is stored in atoms like an attractive force like forces in equilibrium state = neutral state as Force.time as energy storage in atom and live Force $\{+F \rightleftharpoons | \rightleftharpoons -F\}$ as Power as transformation process from one form into another form.

About Human beings (eco system): he is the resultant factor from mass transformation process; is an ultimate creation by the system (System* (matters) = Transformation System is like machine with set of rules and regulations as logics, having no mental power like human beings) to see childhoods of human beings. Remember you/we are the system. The matters are turns into human beings or other living beings apart from materials as an ultimate level of creation; Since human realize everything and to know the reason for everything. Death is not end; we are available in all; we will come again and again in infinite future; no escaping mechanism is available since you are the system; system else is not available; we already came infinite times in past. The one is available in all.

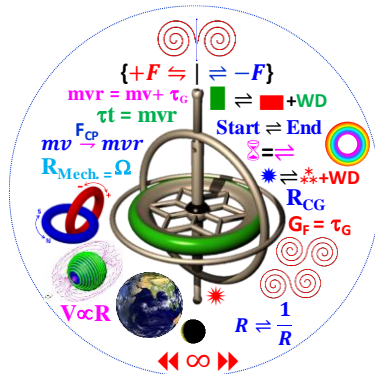
Newton's 3rd Law + Mirror Rule: Any Differences / Relations between all the creations can be/ could be interpreted/ related by using Mirror Rule * + Newton's 3rd law without any controversy. We can get exactly 100% logical results not 99.9%. This combination with sufficient proofs are helped me to derive all* including atomic structure and its working principles.

Dividing process: Any potential value is meant for dividing and resulting effects. Potential is value; Ampere without potential is useless. **Differences and Relations:** everything is coming under the one. All the differences are relatives. We cannot ignore anything for our convenience.

Human Responsibilities: Human only knows the reason for everything and has to set required condition for smoothness/ betterment of every one living in our earth. Remember no other homes for human beings. Save Nature... and maintain eco system...human can only do...!!!

Controls: Domination as well as Play control; domination is depending on acceleration (a) (mass value) and play is depending on velocity (v) (momentum). both the controls are available in everywhere; both are having opposite relation as both are in orbital tug of war condition; are having relation of opposite to one another. domination is trying to control (pull) mv as mvr and mv is playing against domination as mvr as resistance against domination to declare life time of system. Both centrifugal and centripetal control are resultant of mass transformation process (electromagnetic transformation system). Centrifugal force is coming in picture as cause of mv, mvr, **radiation**, bursting, light ray as play control against domination control on system = against centripetal gravity control of domination. Both are in tug of war status in static like Attractive Forces in equilibrium state and dynamic like orbital (mvr)/ angular/ radial momentum. Remember everyone is important, we have to counter through play against domination as a control as a survival process and to declare life time of the system; centrifugal, mv, mrv are reason in tug of war status against domination and maintaining life of the system. Here out of control function of centrifugal (including mv, mvr) is very important function to declare the life of the system, F_{CF} is having direct relation with magnitude of KE/ external force. Change in velocity direction is torque.

All rotating or turning bodies/ masses from electromagnetic attractive forces in equilibrium state fluid flow to orbital masses are having Gyroscopic Effect due to change in velocity direction not because of change in velocity, it is natural phenomena in rotating/ orbital masses as a torque as one self-rotation per cycle completion. Parallel centripetal control on mass is cause behind the gyroscopic effect and also radial velocity direction on radially divided mass centers can generate gyroscopic effect. interpretation is very important to understand the system and its process as well. There are interrelations between everything like cause and effect based on conditions ... we cannot ignore anything for our convenient as a System*. The system can survive forever with $\infty \ll \langle \text{Past} \langle \text{Present} \rangle \text{Future} \rangle \gg \infty$ under \rightleftharpoons by $\{+F \rightleftharpoons | \rightleftharpoons -F\}$ + Resulting resultant factors as work done.



In this theory, I tried to being everything under the one for clear understanding on relations among all the differences. Minimizing the differences among everything can give us clear understanding on mechanism of natural phenomena. All the natural phenomena are normal as not variation from normal. No system else is available...we are the system... can we eliminate our current system if we create such a new system???...you try, but I failed. ignorance is creating so much differences among everything...since everyone is started from zero. Ignorance is also a self-motivation (ego) for every living being to explore the reasons/ mechanisms on differences. Positive and Negative appearance are depending on perspective /ego; but naturally they are natural phenomena are happening due to cause and effect of normal transformation processes; joining as group/ mixing of substance is creating much differences.

Death / decay of a process is dividing process ... any form of matters is meant for transformation and resulting work done through decay or dividing process. Death is not end... remember that, the one is available in everywhere from particle to human beings. After death/ decay ...the matters will transform and will create the same / else as new one(s). We will come again and again after each decay through transformation cycle for the period of infinite

time of future, no boundary for time and space...no system else is available...all are under matters control... we are all (human beings) resultant factors like work done / KE from mass transformation process; that is the mass is supporting agent only. i.e., mass with velocity = KE (here mass value is supporting agent). here Every one is important as a system... as a human we have more responsibilities to do... self-knowing can solve all the problems. Bonding between particles / matters can create combination effects based on each particle potential values within the group and from one group to others through dividing process and resulting work done; the system is under tug of war between control (centripetal or acceleration) and out of control (centrifugal or velocity) with resistance to transformation process for driving the time through energy with power transformation process.

ACKNOWLEDGMENT

I would like to thanks to everyone who supported for successful completion of this paper. I learned lots from nature and which supports me to search unknown principles and I did up to my knowledge.

REFERENCES

- [1] http://en.wikipedia.org/wiki/Ohm%27s_law#cite_note-1
- [2] http://en.wikipedia.org/wiki/Series_and_parallel_circuits
- [3] http://en.wikipedia.org/wiki/Conservation_of_energy#cite_note-2
- [4] <http://en.wikipedia.org/wiki/Transformer>
- [5] http://en.wikibooks.org/wiki/Battery_Power/Lithium_Ion_Batteries
- [6] John Bird, *Electrical Circuit Theory and Technology*, Revised second edition, Chapter 1.5
- [7] http://en.wikipedia.org/wiki/Power_%28physics%29
- [8] <http://en.wikipedia.org/wiki/Capacitor>
- [9] http://en.wikipedia.org/wiki/Electric_potential_energy
- [10] http://en.wikipedia.org/wiki/Electric_field
- [11] http://en.wikipedia.org/wiki/Magnetic_field
- [12] <http://science.howstuffworks.com/electromagnet2.htm>
- [13] http://en.wikipedia.org/wiki/Newton%27s_laws_of_motion
- [14] www.algodoo.com
- [15] http://en.wikipedia.org/wiki/Electric_current
- [16] https://en.wikipedia.org/wiki/Rocket_engine
- [17] https://en.wikipedia.org/wiki/Wall_of_death
- [18] https://en.wikipedia.org/wiki/Centrifugal_governor
- [19] https://en.wikipedia.org/wiki/Solar_time
- [20] https://en.wikipedia.org/wiki/Apsidal_precession
- [21] <https://en.wikipedia.org/wiki/Comet>
- [22] <https://www.nasa.gov/audience/forstudents/5-8/features/nasa-knows/what-is-pluto-58.html>

BIBLIOGRAPHY

Donald G. Fink, H. Wayne Beaty, *Standard Handbook of Electrical Engineering*, 15th edition, ISBN / ASIN: 0071441468 K.

S. Ponnusamy Asst. Professor of Physics, *Physics Text Book Higher Secondary First year Volume 1 and Volume 2*, Tamilnadu Textbook Corporation, revised edition 2007. © Government of Tamilnadu.

S. Ponnusamy Asst. Professor of Physics, *Physics Text Book Higher Secondary Second year Volume 1 and Volume 2*, Tamilnadu Textbook Corporation, revised edition 2007. © Government of Tamilnadu.

Albert Einstein, *The Special and General Theory of Relativity*, Written on 1916, Source is The Special and General Theory of Relativity © 1920, Publisher is Methuen & Co Ltd, 1916, Translated by Robert W. Lawson

Richard G. Carter, *Electromagnetism for Electronic Engineers*, 1st edition, ISBN 978-87-7681-465-6, 26 -98.

Ramkumar K (myself), *Theory of Time (The System Theory)*, Unpublished Book © 2014

http://en.wikipedia.org/wiki/Atomic_theory

<http://tedkinsman.photoshelter.com/image/I00006XFN4kNWLYM>

http://en.wikipedia.org/wiki/Short_circuit

http://en.wikipedia.org/wiki/Ground_and_neutral

http://en.wikipedia.org/wiki/Electric_power

http://en.wikipedia.org/wiki/List_of_physical_quantities

<https://en.wikipedia.org/wiki/Earth>

<http://hyperphysics.phy-astr.gsu.edu/hbase/Solar/soldata.html>

https://en.wikipedia.org/wiki/Axial_tilt

Biographies and Photographs

I am Ramkumar, basically a Mechanical Engineer. This theory is revised one from ©2014; which is ©2022 and ~final finished one. I wanted to know the reason for changes during my childhood life particularly ageing. I start

with searching natural principles around us. It takes 22 years to complete this theory/ thesis. Meanwhile I stopped searching process many times due to inability to continue deep analysis. After a period of time I decided to simplify inter relational principles to do deep analysis and I have succeeded. This theory will help us to take prompt decision on our future plans. I took prompt decision on above analysis with sufficient proofs; for that I took different viewpoints for successful completion of this theory. This theory can answer on any questions with sufficient proofs with clarification. Please do reverse analysis for better understanding. This is system's theory, can talk to you and clarify you on everything!. We must know about our past and future conditions to make plan accordingly. I am welcoming comments/ suggestions on this thesis to evolve further. (I knew this theory going to affect our existing science seriously. I did up to my knowledge, please review this theory and add value to 'Theory of Nature'. We have responsibility to correct our mistakes and to ensure mistake free science for our future.)

The derived principles must say #Voice of Nature!..., this is system related theory for everything ... ask any questions or counter the above derived logics/ principles... The System will talk to you... and clarify you!... and I did my best & my duty... remaining activities are in everyone's hand for implementing the system through divided self-evolution for every one betterment... since the system is driving toward Normalization/ neutralization through dividing process. Everyone is important... we cannot ignore anyone / anything for our convenient. The system (transformation) can survive forever without fail at any conditions... remember we are the system...no system else is available... Save Nature!... is an eco-system for everyone's survival. Human have more responsibilities than others... since we know / knew everything, knowing self is very important to behave with humanity. The system is expecting supports from human - based on above analysis. You need not to accept everything what I derived as above... get clarified from you... since dividing process is driving the time... ego is self-driven system under dividing process... each one can survive within his surroundings / conditions without others help as a system driven cause and condition... Everything will be normalized after reaching a saturation point.

This is Revised Version (v1.1) from © 2014: Updated as on 02.12.2022: (new analysis results related with Gravity Generator; Black Hole; Black Donut; Newton's Absolute time; Centrifugal Force; Relations among Centrifugal, Centripetal controls, Linear momentum (mv), Angular momentum (mv.r), Gyroscopic Effect (G_E) = Gravitational Torque (G_T); Earth and its Gyros, about human beings including You & me). Anything else???... This is 'System Theory'... can talk to you on Everything...!!!; This is ~final report and there will not be major changes in this thesis in future... any how searching / learning never end... I tried to put a full stop on our searching process....!*

Thanks, and Regards,

Ramkumar K,

S/o M. Krishnan, Door No. 1/84,

Vinayaker koil Street, Anuppur Post,

Salem District, Tamil Nadu, India, Pin 636 139.

E mail: k.ramkumar03@gmail.com.



ABBREVIATIONS

R = Resistance; Vs = Versus

V = Voltage; I = Ampere

PE = Potential Energy

KE = Kinetic Energy

p = pressure, linear momentum

F = Force = +F Vs -F = +F - (-F)

a = acceleration; v = velocity

V_{max} = Maximum Voltage

R_{max} = Maximum Resistance

I_{max} = Maximum Ampere

V_{min} = Minimum Voltage

R_{min} = Minimum Resistance

I_{min} = Minimum Ampere

α = Proportional

t = life time; \dot{v} = volume flow rate

AC = Alternate Current

h = head or height

E = Energy; P = Power; m = mass

g = acceleration due to gravity

\dot{m} = mass flow rate

C = Capacitance, Constant

N_p = Primary number of turns

R_Ω = Electric Resistance to transformation

Ex. = Example; I_n = Ampere per member

R^* = System's " $t \propto R$ " constant

etc. = etcetera; i.e., = that is; ∞ = Infinitive

\rightleftharpoons = Transformation or conversion process, live time running process

∂, Δ = delta = Change in; ρ = Density

N = Newton, North Pole; J = Force.time = Impulse

+ve = Positive; -ve = Negative; S = South Pole, Switch

r_u = Universal Variable Constant; 3D = 3 Dimensional; A = Area;

N_s = secondary number of turns; Ahr = Amps hour;

Internal KE and PE = Atomic / electric / magnetic Energy (within loops or circuits)

External or resultant KE and PE = Resultant from mass transformation (mass supporting energy), energy due to Gravity, rocket, due to external force, etc.;

CG: Center of Gravity; CG axis= pivot for $mvr = BC$ = Barycenter

R_{CG} = Radially divided mass Centers for Rotating masses; F_{CP} = Centripetal Force;

F_{CF} = Centrifugal Force; I = mass moment of Inertia; $\omega = v/r$ = angular velocity,

τ = torque, G_r = Gyroscopic Effect, G_T = Gravitational Torque; vr = Angular velocity new;

τ_G = Gyroscopic torque as effect; $mvr = L$ = Angular Momentum; $mv = p$ = Linear momentum; t_o = Orbital time,

$R_{mech.}$ = Mechanical Resistance to transformation

R, r = radius;